

GRADALL[®]

PART MANUAL

G3WD

7739-4007

November 2003

Starting Serial No.
Upperstructure - 0134371
also includes 0132371
Undercarriage -
G03319
Also includes G03317

GRADALL
406 Mill Avenue S.W.
New Philadelphia, OH, 44663, USA
Telephone: (330) 339-2211
Fax: (330) 339-3579

SECTION 1 — INTRODUCTION

Table of Contents	UP1-1, UP1-2
Alphabetical Index	UP1-3, UP1-4, UP1-5
Service Kits	UP1-6
* Parts Index	UP1-7 thru UP1-15

SECTION 2 — BOOM ASSEMBLIES

Telescope & Main Boom Rollers	UP2-1
Cradle Assembly	UP2-2
Main Boom Assembly	UP2-3
Boom & Boom Support	UP2-4
Telescope Boom Assembly	UP2-5

SECTION 3 — CAB & RELATED COMPONENTS

Cab Assembly	UP3-1
Cab Air System	UP3-2
Miscellaneous Electrical Components	UP3-3
Electrical Control Box Assembly	UP3-4
Joystick Column Assembly	UP3-5
Rotating Platform	UP3-6
Swing Gear Bearing	UP3-7
Control Box Assembly	UP3-8
Tool Kit	UP3-9
Decals	UP3-10
Directional Control Valve & Attaching Parts	UP3-11

SECTION 4 — HYDRAULIC SYSTEM COMPONENTS

Boom Cylinder Assembly	UP4-1
Center Pin Assembly	UP4-2
Flow Divider Assembly	UP4-3
Directional Control Valve Assembly	UP4-4
Boom Control Valve Assembly	UP4-5
Boom Valve Section Assembly	UP4-6
Hoist Valve Section Assembly	UP4-7
Hoist Cylinder Assembly	UP4-8
Joystick Assembly	UP4-9
Swing Brake Assembly	UP4-10
Swing Brake Release Valve Assembly	UP4-11
Swing Motor Assembly	UP4-12
Swing Transmission Assembly	UP4-13
Hoist, Swing, Tilt & Tool Control Valve Assembly	UP4-14

* - Added parts index.

SECTION 4 — HYDRAULIC SYSTEM COMPONENTS (Continued)

Swing & Tool Valve Section Assembly	UP4-15
Tilt Cylinder Assembly	UP4-16
Tool Cylinder Assembly	UP4-17
Tilt Valve Section Components	UP4-18
Foot Operated Pedal Valve Assembly	UP4-19
Hydraulic Motor Assembly	UP4-20

SECTION 5 — MAIN HYDRAULIC SYSTEMS

Boom Cylinder Main Hydraulic Circuit	UP5-1
Dump Hydraulic Circuit	UP5-2
Dump Hydraulic Circuit (continued)	UP5-3
Hoist Cylinder Main Hydraulic Circuit	UP5-4
Remote Steering Hydraulic Motor Circuit To Center Pin	UP5-5
Swing & Swing Brake Main Hydraulic Circuit	UP5-6
Tilt Cylinder Main Hydraulic Circuit	UP5-7
Tool Cylinder Main Hydraulic Circuit	UP5-8
Tool Cylinder Main Hydraulic Circuit	UP5-9
Supply Hydraulic Circuit	UP5-10
Supply Hydraulic Circuit (continued)	UP5-11

SECTION 6 — PILOT HYDRAULIC SYSTEMS

Boom Cylinder Pilot Hydraulic Circuit	UP6-1
Hoist Cylinder Pilot Hydraulic Circuit	UP6-2
Propelling Control Valve Pilot Circuit To Center Pin	UP6-3
Swing & Swing Brake Pilot Hydraulic Circuit	UP6-4
Tilt Cylinder Pilot Hydraulic Circuit	UP6-5
Tool Cylinder Pilot Hydraulic Circuit	UP6-6

SECTION 7 — ATTACHMENTS

Bucket Linkage	UP7-1
Excavating Bucket	UP7-2
Ditching Bucket	UP7-3
Pavement Removal Bucket	UP7-4
Grading Blade	UP7-5
Single Tooth Ripper	UP7-6
Material Unloading Extension	UP7-7
4 Foot Boom Extension	UP7-8
Guard Rail Back Scraper	UP7-9

Accoustical Liners	UP3-1
Air Pressure Gauge	UP3-2
Air System	UP3-2
Attachments	UP7-1 Thru UP7-9
Boom & Boom Support	UP2-4
Boom Control Valve Assembly	UP4-5
Boom Cylinder Assembly	UP4-1
Boom Cylinder Main Hydraulic Circuit	UP5-1
Boom Cylinder Pilot Hydraulic Circuit	UP6-1
Boom Cylinder Retainer	UP2-5
Boom Mounting Bracket	UP2-4
Boom Rollers	UP2-1
Boom Valve Section Assembly	UP4-6
Bucket Linkage	UP7-1
Cab	UP3-1
Cab Air System	UP3-2
Center Pin Assembly	UP4-2
Center Pin Electrical Slip Ring	UP4-2
Circuit Breakers	UP3-8
Control Valve Assemblies	UP4-4, UP4-5, UP4-6 UP4-7, UP4-14, UP4-15, UP4-18
Counterweight	UP3-6
Cradle	UP2-2
Decals	UP3-10
Defroster Fan	UP3-3
Defroster Switch	UP3-8
Directional Control Valve	UP3-11
Directional Control Valve Assembly	UP4-4
Ditching Bucket	UP7-3
Door	UP3-1
Dump Hydraulic Circuit	UP5-2
Dump Hydraulic Circuit (cont'd)	UP5-3
Eccentric Shaft	UP2-1
Electrical Control Box Assembly	UP3-4
Electrical Slip Ring	UP4-2
Excavating Bucket	UP7-2

Floor Mat	UP3-1
Flow Divider Valve Assembly	UP4-3
Foot Operated Pedal Valve Assembly	UP4-19
Front Boom Support	UP2-4
Front Hoist Pin	UP2-2
Grab Rails	UP3-6
Grading Blade	UP7-5
Guard Rail Back Scraper	UP7-9
Hoist Control Valve Assembly	UP4-14
Hoist Cylinder Assembly	UP4-8
Hoist Cylinder Main Hydraulic Circuit	UP5-4
Hoist Cylinder Pilot Hydraulic Circuit	UP6-2
Hoist Valve Section Assembly	UP4-7
Horn	UP3-3
Horn Relay	UP3-3
Hydraulic Motor Assembly	UP4-20
Inside Door Handle	UP3-1
Joystick	UP4-9
Joystick Column	UP3-5
Kits	UP1-6
Main Boom Assembly	UP2-3
Material Handling Extension (6 Foot)	UP7-7
Miscellaneous Electrical Components	UP3-3
Outside Door Handle w/ Key	UP3-1
Parking Brake Control Valve	UP3-2
Pavement Removal Bucket	UP7-4
Propelling Control Valve Pilot Circuit to Center Pin	UP6-3
Rear Boom Support	UP2-4
Rear Hoist Pin	UP2-2
Remote Steering Hydraulic Motor Circuit to Center Pin	UP5-5
Rotating Platform	UP3-6
Seat	UP3-1
Seat Pedestal	UP3-1

Service Kits	UP1-6
Single Tooth Ripper	UP7-6
Start Switch	UP3-8
Stop Switch	UP3-8
Supply Hydraulic Circuit	UP5-10
Supply Hydraulic Circuit (cont'd)	UP5-11
Swing Brake Assembly	UP4-10
Swing Brake Release Valve Assembly	UP4-11
Swing Control Valve Assembly	UP4-14
Swing Gear Bearing	UP3-7
Swing Motor Assembly	UP4-12
Swing Pinion	UP5-6
Swing Pinion Guard	UP3-7
Swing & Swing Brake Main Hydraulic Circuit	UP5-6
Swing & Swing Brake Pilot Hydraulic Circuit	UP6-4
Swing Transmission Assembly	UP4-13
Swing Valve Section Assembly	UP4-15
Telescope Boom Assembly	UP2-5
Telescope & Main Boom Rollers	UP2-1
Throttle Control Valve	UP3-8
Tilt Control Valve Assembly	UP4-14
Tilt Cylinder Assembly	UP4-16
Tilt Cylinder Main Hydraulic Circuit	UP5-7
Tilt Cylinder Pilot Hydraulic Circuit	UP6-5
Tilt Valve Section Assembly	UP4-18
Tool Control Valve Assembly	UP4-14
Tool Cylinder Assembly	UP4-17
Tool Cylinder Bracket	UP2-5
Tool Cylinder Main Hydraulic Circuit	UP5-8
Tool Cylinder Main Hydraulic Circuit	UP5-9
Tool Cylinder Pilot Hydraulic Circuit	UP6-6
Tool Eye	UP2-5
Tool Kit	UP3-9
Tool Valve Section Assembly	UP4-15
Trunnion Bushing	UP3-6
Trunnion Pin	UP2-2
Weatherstrip	UP3-1
Window Frame	UP3-1
Wiring Harness	UP3-3

<u>DESCRIPTION</u>	<u>PART NUMBER</u>	<u>PAGE NUMBER</u>
TOOL KIT	7734-5006	UP3-9
BOOM CYLINDER REPACK KIT	8000-3529	UP4-1
CENTER PIN SERVICE REPAIR KIT	7736-5069	UP4-2
DIRECTIONAL CONTROL VALVE SEAL KIT	7736-4179	UP4-4
BOOM CONTROL VALVE RELIEF VALVE SEAL KIT	7736-4219	UP4-5
BOOM CONTROL VALVE SECTION SEAL KIT	7736-4220	UP4-5
BOOM VALVE SECTION SEAL & SPRING KIT	8366-4050	UP4-6
HOIST VALVE SECTION SEAL & SPRING KIT	7736-4207	UP4-7
HOIST CYLINDER REPACK KIT	8000-3530	UP4-8
JOYSTICK SEAL KIT	8093-4226	UP4-9
SWING BRAKE BEARING KIT	7734-4021	UP4-10
SWING BRAKE O-RING KIT	7734-4022	UP4-10
SWING BRAKE STACK KIT	7734-4045	UP4-10
SHUTTLE VALVE SEAL KIT	9104-4001	UP4-11
FLOW REGULATOR SEAL KIT	9104-4002	UP4-11
DIRECTIONAL VALVE SEAL KIT	7738-4264	UP4-11
SWING MOTOR SEAL KIT	8366-4061	UP4-12
SWING MOTOR SEAL & BEARING KIT	8366-4062	UP4-12
HOIST, SWING, TILT & TOOL CONTROL VALVE RELIEF VALVE SEAL KIT	7736-4199	UP4-14
HOIST, SWING, TILT & TOOL CONTROL VALVE SECTION SEAL KIT	7736-4200	UP4-14
SWING VALVE SECTION SEAL & SPRING KIT	7736-4211	UP4-15
TOOL VALVE SECTION SEAL & SPRING KIT	7736-4218	UP4-15
TILT CYLINDER REPACK KIT	8000-3523	UP4-16
TOOL CYLINDER REPACK KIT	8000-3523	UP4-17
TILT VALVE SECTION SEAL & SPRING KIT	8366-4171	UP4-18
HYDRAULIC MOTOR SEAL KIT	7738-4481	UP4-20

Part Number	Page	Part Number	Page	Part Number	Page
1440-2466	UP3-9	7713-3412	UP5-3, UP5-6	7732-1095	UP2-3
1440-4579	UP3-1	7713-3447	UP5-11	7732-1096	UP2-3
2413-1039	UP7-5	7713-3506	UP5-11	7732-1097	UP2-3
2413-1047	UP7-5	7713-3510	UP5-11	7732-1098	UP2-3
2429-1026	UP7-3	7713-3603	UP5-11	7732-1099	UP2-3
2429-1027	UP7-3	7713-3608	UP5-11	7732-1104	UP4-16
2443-1384	UP2-1	7713-3853	UP4-18, UP5-7	7732-1137	UP2-4
2448-1005	UP7-7	7713-4035	UP4-20	7732-1139	UP5-1
2460-1587	UP3-3	7713-4044	UP4-3, UP4-12,	7732-1141	UP2-4
2460-1588	UP3-3		UP4-20	7732-1159	UP5-8
2460-1710	UP7-7	7713-4046	UP4-3, UP4-12	7732-1164	UP5-8
2486-1170	UP3-3	7713-4073	UP4-10	7732-1177	UP2-1
2492-1393	UP3-3	7713-4074	UP4-10	7732-1181	UP2-1
2492-1394	UP3-3	7713-4079	UP4-20	7732-3006	UP5-9
2492-1395	UP3-3	7713-4081	UP4-20	7732-3007	UP5-9
7712-1178	UP2-1	7713-4082	UP4-20	7732-3008	UP5-1
7712-1225	UP2-1	7713-4085	UP4-12, UP4-20	7732-3009	UP5-1
7712-4007	UP4-13	7713-4212	UP4-10	7732-3010	UP5-1
7712-4024	UP4-13	7713-4220	UP4-10	7732-3011	UP5-1
7712-4027	UP4-13	7714-1036	UP3-7, UP4-13	7732-3016	UP5-8
7712-6027	UP7-1	7714-1077	UP2-3	7732-3018	UP5-8
7713-3003	UP4-8	7714-3002	UP3-6	7732-3022	UP2-4
7713-3004	UP4-8	7714-3015	UP3-1, UP3-10	7732-3024	UP5-8
7713-3052	UP5-1	7714-4004	UP4-13	7732-3025	UP5-1
7713-3073	UP5-1	7714-4005	UP4-13	7732-3028	UP5-8
7713-3075	UP5-1	7714-4007	UP4-13	7732-3030	UP2-4, UP3-6
7713-3076	UP5-1	7714-4008	UP4-13	7732-3067	UP7-1
7713-3089	UP3-9, UP5-1,	7714-4012	UP4-13	7732-3068	UP2-5, UP5-6,
	UP5-4, UP5-7,	7714-4014	UP4-13		UP5-7, UP5-8
	UP5-9, UP5-10,	7714-4015	UP4-13	7732-4001	UP5-8
	UP5-11, UP6-1	7714-4019	UP4-13	7732-4002	UP5-8
7713-3133	UP5-9	7714-4020	UP4-13	7732-4003	UP5-8
7713-3134	UP5-9	7714-4022	UP4-13	7732-5003	UP2-1
7713-3137	UP2-5, UP5-6,	7714-4023	UP4-13	7732-6001	UP2-2
	UP5-8	7714-4024	UP4-13	7732-6006	UP2-5
7713-3186	UP4-11	7714-4025	UP4-13	7732-6008	UP2-3
7713-3197	UP5-6, UP5-11	7714-4026	UP4-13	7732-6012	UP2-4
7713-3209	UP5-1	7714-4028	UP4-13	7732-6013	UP2-4
7713-3258	UP3-9	7714-4036	UP4-13	7732-6014	UP2-4
7713-3259	UP3-9	7716-3019	UP3-1	7732-6015	UP2-5
7713-3263	UP3-9	7716-3104	UP3-1	7732-6018	UP5-1
7713-3270	UP5-3, UP5-5,	7732-1040	UP7-1	7732-6019	UP5-1
	UP6-1, UP6-4	7732-1042	UP4-17, UP7-1,	7732-6021	UP2-4
7713-3279	UP5-8		UP7-7, UP7-8	7732-6029	UP5-1
7713-3280	UP5-1, UP5-4	7732-1043	UP4-17, UP7-1,	7732-6031	UP5-8
7713-3281	UP5-1, UP5-4,		UP7-7, UP7-8	7732-6032	UP5-8
	UP5-9	7732-1063	UP2-1	7732-6038	UP7-1
7713-3400	UP5-3	7732-1088	UP2-3	7733-3001	UP3-10
7713-3406	UP5-3, UP5-11	7732-1094	UP2-5	7733-3004	UP3-10

* - Revised logo in upper l.h. corner and added S.S.N.

Part Number	Page	Part Number	Page	Part Number	Page
7733-3005	UP3-10	7734-4015	UP4-13	7736-1044	UP4-2
7733-3027	UP3-10	7734-4016	UP4-13	7736-1046	UP4-2
7733-3029	UP3-10	7734-4017	UP4-13	7736-1086	UP4-2
7733-3034	UP3-10	7734-4018	UP4-13	7736-1122	UP4-1
7733-3047	UP3-10	7734-4019	UP4-13	7736-1123	UP4-1
7733-3051	UP3-10	7734-4021	UP4-10	7736-1142	UP4-2
7733-3054	UP3-10	7734-4022	UP4-10	7736-1143	UP4-2
7733-3066	UP3-10	7734-4024	UP4-10	7736-1159	UP3-11
7733-3069	UP3-10	7734-4025	UP4-10	7736-1161	UP3-8
7733-3070	UP3-10	7734-4026	UP4-10	7736-3004	UP4-3
7733-3321	UP3-10	7734-4027	UP4-10	7736-3013	UP5-10
7734-1035	UP2-2, UP4-8	7734-4028	UP4-10	7736-3015	UP5-10
7734-1036	UP2-2	7734-4029	UP4-10	7736-3022	UP5-9
7734-1037	UP2-2, UP4-8	7734-4030	UP4-10	7736-3023	UP5-9
7734-1044	UP5-9	7734-4032	UP4-12	7736-3026	UP5-6
7734-1048	UP5-10	7734-4034	UP4-12	7736-3027	UP5-6
7734-1049	UP5-1	7734-4036	UP4-12	7736-3028	UP5-6
7734-1134	UP5-4	7734-4038	UP4-12	7736-3029	UP5-6
7734-1139	UP4-13, UP5-6	7734-4040	UP4-12	7736-3030	UP5-7
7734-1181	UP3-1	7734-4041	UP4-12	7736-3031	UP5-7
7734-3001	UP3-6	7734-4042	UP4-12	7736-3035	UP5-1, UP5-9
7734-3003	UP5-6	7734-4043	UP4-10	7736-3037	UP5-10
7734-3004	UP5-1	7734-4044	UP4-10	7736-3038	UP5-2
7734-3005	UP5-10	7734-4045	UP4-10	7736-3083	UP6-1
7734-3040	UP5-11	7734-4047	UP4-10	7736-3087	UP5-3
7734-3050	UP3-3	7734-4048	UP4-10	7736-3091	UP6-6
7734-3056	UP3-5	7734-4049	UP4-10	7736-3092	UP5-11
7734-3070	UP3-7	7734-4050	UP4-10	7736-3094	UP6-4
7734-3082	UP4-13	7734-4051	UP4-10	7736-3100	UP6-4
7734-3083	UP4-12	7734-4052	UP4-10	7736-3115	UP5-2
7734-3084	UP3-5	7734-4053	UP4-10	7736-3124	UP4-8, UP4-16, UP4-17
7734-3086	UP3-1	7734-4054	UP4-12	7736-3136	UP6-3
7734-3087	UP3-1	7734-4055	UP4-13	7736-3137	UP6-3
7734-3088	UP3-1	7734-5006	UP3-9	7736-3143	UP4-4
7734-3089	UP3-1	7734-5029	UP3-5	7736-3144	UP4-19
7734-3094	UP3-1	7734-6005	UP5-9	7736-3145	UP5-5
7734-3100	UP3-1	7734-6006	UP5-7	7736-3146	UP5-5
7734-3106	UP3-1	7734-6007	UP5-1	7736-3149	UP5-4
7734-3149	UP3-7	7734-6008	UP5-6	7736-3150	UP5-4
7734-4001	UP4-12	7734-6015	UP3-7	7736-3151	UP5-1
7734-4004	UP4-13	7734-6016	UP6-1	7736-3152	UP5-1
7734-4005	UP4-13	7734-6017	UP5-5	7736-3153	UP5-2
7734-4006	UP4-13	7734-6021	UP3-1	7736-3155	UP6-2
7734-4007	UP4-13	7734-6055	UP3-6	7736-3158	UP6-1
7734-4009	UP4-13	7736-1010	UP4-2	7736-3160	UP6-6
7734-4010	UP4-13	7736-1011	UP4-2	7736-3163	UP4-5, UP5-2
7734-4011	UP4-13	7736-1013	UP4-2	7736-3167	UP6-2
7734-4012	UP4-13	7736-1017	UP4-2	7736-3168	UP6-1
7734-4014	UP4-13	7736-1020	UP4-2		

* - Revised logo in upper l.h. corner and added S.S.N.

Part Number	Page	Part Number	Page	Part Number	Page
7736-3173	UP5-11	7736-4179	UP4-4	7736-4316	UP4-9
7736-3174	UP5-11	7736-4180	UP4-4	7736-4317	UP4-9
7736-3175	UP5-11	7736-4181	UP4-4	7736-4318	UP4-9
7736-3178	UP5-3	7736-4182	UP4-4	7736-4319	UP4-9
7736-3185	UP4-1	7736-4183	UP4-4	7736-4320	UP4-9
7736-3188	UP4-1	7736-4184	UP4-4	7736-4321	UP4-2
7736-3191	UP3-8	7736-4185	UP4-4	7736-4322	UP4-2
7736-3192	UP3-8	7736-4186	UP4-4	7736-4325	UP4-2
7736-3194	UP3-8	7736-4187	UP4-4	7736-4326	UP4-2
7736-3195	UP3-8	7736-4188	UP4-4	7736-4330	UP4-2
7736-3196	UP3-8	7736-4189	UP4-19	7736-4336	UP4-2
7736-3198	UP3-4	7736-4190	UP4-19	7736-4342	UP4-19
7736-3215	UP4-14	7736-4191	UP4-19	7736-4344	UP4-2
7736-3216	UP5-11, UP6-5	7736-4192	UP4-19	7736-4345	UP4-2
7736-3217	UP6-5	7736-4193	UP4-19	7736-4346	UP4-2
7736-3221	UP5-3	7736-4194	UP4-19	7736-4347	UP4-2
7736-3283	UP5-11	7736-4195	UP4-19	7736-4348	UP4-2
7736-3284	UP5-11	7736-4196	UP4-19	7736-4349	UP4-2
7736-3285	UP4-9	7736-4197	UP4-19	7736-4350	UP4-2
7736-3286	UP4-9	7736-4198	UP4-19	7736-4351	UP4-2
7736-3292	UP3-5	7736-4199	UP4-14	7736-4352	UP4-2
7736-3312	UP5-2	7736-4200	UP4-14	7736-4353	UP4-2
7736-3314	UP5-2	7736-4201	UP4-14	7736-4354	UP4-2
7736-3315	UP5-2	7736-4202	UP4-14	7736-4355	UP4-2
7736-3316	UP5-2	7736-4203	UP4-14	7736-4356	UP4-2
7736-3339	UP4-2	7736-4204	UP4-14	7736-4357	UP4-2
7736-3351	UP3-8	7736-4205	UP4-14	7736-5061	UP3-5
7736-3352	UP3-8	7736-4206	UP4-7	7736-5069	UP4-2
7736-3353	UP3-8	7736-4207	UP4-7	7736-5070	UP3-4
7736-3354	UP4-2	7736-4208	UP4-7	7736-5072	UP4-2
7736-3355	UP3-8	7736-4209	UP4-7	7736-6005	UP4-2
7736-3356	UP3-3	7736-4210	UP4-15	7736-6009	UP3-11
7736-3357	UP3-4, UP3-8	7736-4211	UP4-15	7736-6018	UP3-5
7736-4034	UP4-3	7736-4217	UP4-15	7738-1749	UP3-7
7736-4035	UP4-3	7736-4218	UP4-15	7738-3206	UP3-3
7736-4036	UP4-3	7736-4219	UP4-5	7738-3322	UP3-10
7736-4037	UP4-3	7736-4220	UP4-5	7738-3377	UP3-8
7736-4038	UP4-3	7736-4221	UP4-5	7738-3386	UP4-20
7736-4039	UP4-3	7736-4222	UP4-5	7738-3410	UP3-8
7736-4040	UP4-3	7736-4248	UP4-7, UP4-14, UP4-15, UP4-18	7738-3433	UP3-8
7736-4041	UP4-3			7738-3467	UP3-5, UP3-8
7736-4042	UP4-3	7736-4249	UP4-6, UP4-7, UP4-14	7738-3470	UP3-5, UP3-8
7736-4043	UP4-3			7738-3742	UP3-2, UP3-4
7736-4044	UP4-3	7736-4250	UP4-14, UP4-15, UP4-18	7738-3744	UP3-5
7736-4045	UP4-3			7738-3887	UP3-10
7736-4046	UP4-3	7736-4254	UP4-18, UP5-7	7738-4003	UP4-20
7736-4127	UP4-14	7736-4255	UP4-7	7738-4264	UP4-11
7736-4174	UP4-5	7736-4256	UP4-7	7738-4414	UP4-11
7736-4178	UP5-11	7736-4257	UP4-7	7738-4415	UP4-11

* - Revised logo in upper l.h. corner and added S.S.N.

Part Number	Page	Part Number	Page	Part Number	Page
7738-4416	UP4-11	8000-3530	UP4-8	8093-4245	UP4-9
7738-4418	UP4-11	8000-3531	UP4-16, UP4-17	8093-4246	UP4-9
7738-4419	UP4-11	8000-3533	UP4-8	8093-4247	UP4-9
7738-4421	UP4-11	8000-3536	UP4-1	8093-4248	UP4-9
7738-4422	UP4-11	8000-5039	UP4-16	8093-4253	UP4-9
7738-4481	UP4-20	8000-5040	UP4-16	8093-4254	UP4-9
7738-4482	UP4-20	8000-5054	UP4-17	8093-4256	UP4-9
7738-4483	UP4-20	8000-5055	UP4-17	8093-4258	UP4-9
7738-4484	UP4-20	8000-5056	UP4-1	8093-4259	UP4-9
7738-4485	UP4-20	8000-5057	UP4-8	8093-4260	UP4-9
7738-4486	UP4-20	8000-5058	UP4-8	8093-4261	UP4-9
7738-4487	UP4-20	8000-6001	UP4-17	8093-4262	UP4-9
7738-4488	UP4-20	8000-6005	UP4-1	8093-4263	UP4-9
7738-5031	UP3-10	8000-6006	UP4-8	8094-3008	UP4-10
7738-5131	UP3-8, UP5-11	8000-6007	UP4-16	8094-4033	UP4-13
7739-3002	UP3-10	8000-6053	UP4-1	8096-3061	UP3-8
7739-3003	UP3-10	8026-3051	UP3-10	8096-3065	UP3-8
7739-3004	UP3-10	8026-3052	UP3-10	8096-3068	UP3-8
7739-3005	UP3-10	8026-3053	UP3-10	8096-3181	UP3-8
8000-1101	UP4-16, UP4-17	8026-3054	UP3-10	8096-6022	UP3-1
8000-1107	UP4-8	8060-3029	UP3-10	8097-3025	UP3-10
8000-1121	UP4-16, UP4-17	8060-3036	UP3-10	8320-1004	UP2-3
8000-1123	UP4-1	8060-3037	UP3-10	8320-1011	UP7-1, UP7-7, UP7-8
8000-1124	UP4-8	8060-3038	UP3-10	8320-1019	UP4-2
8000-1196	UP4-1	8060-3039	UP3-10	8320-1024	UP4-17, UP7-1
8000-1271	UP4-1	8090-3005	UP3-7	8320-1030	UP2-4
8000-1272	UP4-8	8090-3006	UP3-7	8320-1034	UP4-8, UP4-16, UP4-17
8000-1273	UP4-16, UP4-17	8090-3017	UP3-10	8320-1039	UP3-7
8000-1377	UP4-1	8091-3031	UP3-10	8320-1044	UP3-7
8000-3001	UP4-8, UP4-16, UP4-17	8092-1174	UP7-1	8320-1047	UP7-1
8000-3061	UP4-16, UP4-17	8093-2443	UP4-9	8320-1049	UP2-1
8000-3062	UP4-8	8093-3056	UP5-11	8320-1053	UP2-4
8000-3065	UP4-1	8093-3057	UP5-11	8320-1062	UP2-3
8000-3081	UP4-8, UP4-16, UP4-17	8093-4226	UP4-9	8320-1066	UP3-7, UP4-13
8000-3082	UP4-1	8093-4228	UP4-9	8320-1080	UP3-6
8000-3152	UP4-1, UP4-8, UP4-16, UP4-17	8093-4229	UP4-9	8320-1118	UP7-1
8000-3194	UP4-8, UP4-16	8093-4230	UP4-9	8320-1132	UP4-1
8000-3227	UP4-1	8093-4231	UP4-9	8321-1037	UP3-10
8000-3252	UP4-1	8093-4232	UP4-9	8325-3006	UP5-2
8000-3257	UP4-1	8093-4233	UP4-9	8342-1165	UP2-1
8000-3259	UP4-16, UP4-17	8093-4234	UP4-9	8342-1214	UP2-1
8000-3260	UP4-8	8093-4235	UP4-9	8342-1215	UP7-8
8000-3337	UP4-1	8093-4236	UP4-9	8342-1239	UP7-7
8000-3381	UP4-1	8093-4237	UP4-9	8342-1240	UP7-7, UP7-8
8000-3523	UP4-16, UP4-17	8093-4238	UP4-9	8342-5007	UP7-7, UP7-8
8000-3529	UP4-1	8093-4240	UP4-9	8342-6007	UP7-7
		8093-4241	UP4-9	8343-1013	UP3-11
		8093-4242	UP4-9		
		8093-4244	UP4-9		

* - Revised logo in upper l.h. corner and added S.S.N.

Part Number	Page	Part Number	Page	Part Number	Page
8344-1316	UP4-10	8345-1079	UP7-2	8345-6019	UP7-3
8345-1001	UP7-5, UP7-9	8345-1080	UP7-2	8345-6026	UP7-3
8345-1003	UP7-5, UP7-9	8345-1081	UP7-2	8345-6032	UP7-9
8345-1004	UP7-3	8345-1082	UP7-2	8346-1201	UP3-1
8345-1006	UP7-2	8345-1083	UP7-2	8346-1202	UP3-1
8345-1007	UP7-2	8345-1084	UP7-2	8346-1203	UP3-1
8345-1008	UP7-2	8345-1085	UP7-2	8346-1204	UP3-1
8345-1015	UP7-2	8345-1109	UP7-7, UP7-8	8346-1205	UP3-1
8345-1016	UP7-2	8345-1137	UP7-6	8346-1221	UP3-1
8345-1017	UP7-2	8345-1138	UP7-6	8346-6019	UP3-1
8345-1018	UP7-2, UP7-4	8345-1139	UP7-6	8347-1033	UP5-8
8345-1019	UP7-2	8345-1140	UP7-6	8348-3114	UP3-5
8345-1020	UP7-2	8345-1141	UP7-6	8360-1011	UP3-10
8345-1021	UP7-2	8345-1156	UP7-3	8362-1026	UP3-10
8345-1022	UP7-5, UP7-9	8345-1159	UP7-3	8362-1027	UP2-5, UP7-1, UP7-7, UP7-8
8345-1023	UP7-2	8345-1160	UP7-3	8362-1030	UP7-1, UP7-7, UP7-8
8345-1025	UP7-8	8345-1161	UP7-3	8362-1033	UP2-5, UP7-1, UP7-7, UP7-8
8345-1027	UP7-2	8345-1163	UP7-3	8362-1034	UP7-7
8345-1028	UP7-2, UP7-4	8345-1164	UP7-3	8362-1035	UP2-5, UP7-1, UP7-7, UP7-8
8345-1029	UP7-2	8345-1165	UP7-3	8362-1036	UP7-1, UP7-7, UP7-8
8345-1030	UP7-2	8345-1167	UP7-3	8362-1037	UP7-1, UP7-7, UP7-8
8345-1031	UP7-2, UP7-9	8345-1168	UP7-3	8362-1040	UP7-1
8345-1032	UP7-2	8345-1169	UP7-3	8362-1145	UP2-1
8345-1033	UP7-2	8345-1170	UP7-3	8362-1235	UP7-1
8345-1034	UP7-2	8345-1171	UP7-3	8362-1244	UP4-17
8345-1035	UP7-2	8345-1172	UP7-3	8362-1246	UP7-1
8345-1036	UP7-2	8345-1173	UP7-3	8362-1262	UP2-1
8345-1053	UP7-5	8345-1180	UP7-7	8362-1276	UP7-1
8345-1055	UP7-5	8345-1196	UP7-3	8362-1283	UP7-1
8345-1056	UP7-5	8345-1197	UP7-3	8362-3005	UP2-1
8345-1057	UP7-5	8345-1198	UP7-3	8362-3017	UP7-1
8345-1058	UP7-4	8345-1219	UP7-9	8362-3194	UP4-17
8345-1059	UP7-4	8345-1220	UP7-9	8362-5012	UP7-1
8345-1061	UP7-4	8345-1221	UP7-9	8362-5044	UP2-1
8345-1062	UP7-4	8345-1222	UP7-9	8362-5072	UP7-1, UP7-7
8345-1063	UP7-4	8345-1258	UP7-9	8362-6006	UP2-5
8345-1064	UP7-4	8345-5001	UP7-7	8362-6031	UP7-1
8345-1065	UP7-4	8345-5002	UP7-8	8364-1146	UP3-6
8345-1067	UP7-4	8345-5003	UP7-8	8364-1147	UP3-6
8345-1068	UP7-4	8345-5007	UP7-7	8364-1384	UP3-6
8345-1069	UP7-4	8345-5008	UP7-7	8364-1385	UP3-6
8345-1070	UP7-5	8345-6002	UP7-2	8364-1673	UP3-10
8345-1071	UP7-2	8345-6003	UP7-2	8364-1853	UP3-7
8345-1072	UP7-4	8345-6004	UP7-5		
8345-1073	UP7-4	8345-6005	UP7-4		
8345-1074	UP7-2	8345-6006	UP7-2		
8345-1075	UP7-2	8345-6013	UP7-7		
8345-1076	UP7-2	8345-6014	UP7-7		
8345-1078	UP7-2	8345-6015	UP7-6		

* - Revised logo in upper l.h. corner and added S.S.N.

Part Number	Page	Part Number	Page	Part Number	Page
8364-1876	UP5-7	8366-4139	UP3-1	8366-4209	UP4-19
8364-4010	UP4-13	8366-4140	UP3-1	8366-4238	UP4-6
8364-4011	UP4-13	8366-4144	UP4-15	8366-4249	UP4-6
8364-4012	UP4-13	8366-4145	UP4-15, UP4-18	8366-4253	UP4-19
8364-4144	UP4-7	8366-4146	UP4-15, UP4-18	8366-6073	UP3-1
8364-5009	UP3-6	8366-4147	UP4-7, UP4-15, UP4-18	8367-1017	UP4-3
8365-1069	UP7-6			8367-1037	UP4-12
8366-1059	UP4-2	8366-4148	UP4-7, UP4-15, UP4-18	8367-1138	UP3-2, UP4-2
8366-1225	UP3-5			8367-1166	UP3-1
8366-1226	UP3-5	8366-4149	UP4-7, UP4-15, UP4-18	8367-4015	UP4-5, UP4-14
8366-1227	UP3-5			8368-3286	UP3-10
8366-1235	UP3-5	8366-4150	UP4-7, UP4-15, UP4-18	8368-3306	UP3-3
8366-1236	UP3-5			8368-3375	UP3-6
8366-1251	UP4-14	8366-4151	UP4-7, UP4-15, UP4-18	8376-3056	UP5-4, UP5-7, UP5-10, UP5-11, UP6-1
8366-1252	UP4-14				
8366-1279	UP4-6	8366-4152	UP4-7, UP4-15, UP4-18	8376-3089	UP5-9
8366-1283	UP4-5			8391-3002	UP4-11
8366-1304	UP4-2, UP5-1, UP5-4, UP5-10	8366-4153	UP4-7, UP4-15, UP4-18	8391-4004	UP4-11
8366-1305	UP5-2			8407-1251	UP3-7
8366-1316	UP5-3, UP5-6	8366-4155	UP4-6	8442-1006	UP4-16, UP4-17
8366-1443	UP3-1	8366-4156	UP4-6	8454-1054	UP4-2
8366-1456	UP3-1	8366-4161	UP4-6	8454-1056	UP4-2
8366-3044	UP4-7, UP4-15, UP4-18	8366-4162	UP4-6	8454-1115	UP4-2
8366-3058	UP3-1	8366-4163	UP4-6	8471-1333	UP4-2, UP5-1, UP5-4, UP5-10
8366-3073	UP3-5	8366-4164	UP4-6		
8366-3084	UP3-5	8366-4165	UP4-6	8471-1334	UP5-2
8366-3187	UP3-1	8366-4167	UP4-6	8471-1342	UP5-10
8366-3188	UP3-1	8366-4171	UP4-18	8471-1369	UP5-6
8366-3191	UP3-1	8366-4172	UP4-18	8471-1369	UP5-6
8366-3259	UP4-18	8366-4173	UP4-18	8471-1427	UP5-2
8366-4041	UP4-5	8366-4174	UP4-18	8471-4002	UP7-7
8366-4044	UP4-5, UP4-14	8366-4175	UP4-18	8471-6088	UP5-6
8366-4050	UP4-6	8366-4176	UP4-18	8471-6434	UP5-3, UP5-5, UP6-3
8366-4051	UP4-6	8366-4177	UP4-18		
8366-4052	UP4-6	8366-4178	UP4-18	8471-6751	UP5-11
8366-4057	UP4-7, UP4-15	8366-4180	UP4-6	8471-7289	UP5-3, UP5-11, UP6-2, UP6-6
8366-4058	UP4-15	8366-4181	UP4-6		
8366-4061	UP4-12	8366-4182	UP4-6	8471-7340	UP6-1, UP6-4
8366-4062	UP4-12	8366-4183	UP4-6	8471-7420	UP5-6, UP5-11
8366-4063	UP4-12	8366-4184	UP4-6	8471-7423	UP5-6
8366-4064	UP4-12	8366-4185	UP4-6	8471-7424	UP5-7
8366-4065	UP4-12	8366-4186	UP4-6	8471-7425	UP5-7
8366-4068	UP4-12	8366-4187	UP4-6	8471-7427	UP5-10
8366-4070	UP4-19	8366-4188	UP4-6	8471-7428	UP5-8
8366-4123	UP4-14	8366-4189	UP4-6	8471-7429	UP5-10
8366-4136	UP4-6	8366-4190	UP4-6	8471-7430	UP5-4
8366-4138	UP3-1	8366-4191	UP4-6	8471-7431	UP5-10
		8366-4192	UP4-6	8471-7433	UP5-8
		8366-4193	UP4-6	8471-7438	UP5-9

* - Revised logo in upper l.h. corner and added S.S.N.

Part Number	Page	Part Number	Page	Part Number	Page
8471-7439	UP5-9	8664-1043	UP4-3, UP4-12	8820-1005	UP3-7, UP5-3, UP5-5, UP6-1, UP6-4
8471-7440	UP5-1	8664-1044	UP4-3	8820-1008	UP6-4
8471-7442	UP5-1	8664-1046	UP4-3	8820-1009	UP3-11
8471-7456	UP5-1, UP5-8	8664-1047	UP4-3	8820-1011	UP5-1
8471-7457	UP5-1	8664-1048	UP4-3	8820-1018	UP4-19
8471-7475	UP5-10	8664-1051	UP4-12	8820-1020	UP3-6
8471-7476	UP7-7	8664-1053	UP4-12	8820-1023	UP2-5, UP3-1, UP5-6, UP5-7, UP5-8
8471-8035	UP5-4	8664-1157	UP2-4	8820-1024	UP5-9, UP5-11
8503-1525	UP5-6	8664-1158	UP2-2, UP2-4, UP4-8, UP4-16	8820-1025	UP3-1, UP5-11
8504-1300	UP3-9	8664-1304	UP3-9	8820-1026	UP5-1, UP5-4, UP5-9
8504-1301	UP3-9	8664-1305	UP3-9	8820-1028	UP5-1
8504-1302	UP3-9	8665-1012	UP7-2	8820-1034	UP2-4, UP4-2
8504-1356	UP3-9	8665-1013	UP7-2	8820-1035	UP2-2, UP2-4, UP3-10, UP4-8, UP4-16, UP5-1, UP5-6, UP5-7, UP5-8, UP5-9, UP5-10, UP7-7, UP7-8
8504-1444	UP3-1	8665-1013	UP7-2	8820-1036	UP4-2, UP5-1, UP5-4, UP5-6, UP5-10
8504-1446	UP3-1	8665-1081	UP7-7, UP7-8	8820-1037	UP5-6, UP5-10
8504-1486	UP3-1	8665-1086	UP7-7, UP7-8	8820-1051	UP5-2
8505-1317	UP3-1	8666-1084	UP3-3	8820-1062	UP5-2
8505-1318	UP3-1	8666-1084	UP3-3	8820-1063	UP3-1, UP5-8
8507-5051	UP4-12	8667-1057	UP4-3	8820-1065	UP2-4, UP5-1, UP5-9
8521-1088	UP3-1	8668-3431	UP3-1	8820-1066	UP3-6, UP4-2, UP7-7
8521-1121	UP3-1	8668-3480	UP3-5	8820-1067	UP5-1, UP5-2, UP5-10
8521-1170	UP3-1	8669-1290	UP4-10	8820-1070	UP4-2
8521-1202	UP3-1	8669-1296	UP4-10	8820-1071	UP4-5
8521-1210	UP3-1	8669-3001	UP4-10	8820-1073	UP5-1
8521-1216	UP3-1	8682-1129	UP2-5	8820-1078	UP4-14
8540-3085	UP3-7	8687-1162	UP3-1	8820-1096	UP3-5
8562-1047	UP3-10	8688-1273	UP3-7	8820-1105	UP5-8
8568-1076	UP4-10, UP5-6	8688-1276	UP3-2, UP3-4	8820-1120	UP7-7
8582-1020	UP3-9	8688-1281	UP3-2, UP3-4	8820-1142	UP3-5
8584-1150	UP3-3	8688-1287	UP5-8	8820-1315	UP2-5, UP4-2
8588-1153	UP2-1	8688-3028	UP3-2, UP3-4	8820-1317	UP5-1
8596-1018	UP7-2	8688-3033	UP3-2, UP3-4	8820-1318	UP4-5
8596-1019	UP7-2	8688-3044	UP3-7	8820-1530	UP5-8
8598-1009	UP7-4, UP7-6	8688-3046	UP4-2		
8598-1010	UP7-4, UP7-6	8688-3047	UP4-2		
8598-1011	UP7-4, UP7-6	8688-3071	UP3-8		
8598-1012	UP7-4, UP7-6	8688-3291	UP3-7		
8656-1326	UP3-2, UP4-2	8688-3469	UP5-11		
8657-1119	UP5-2	8695-1055	UP3-6		
8657-1120	UP5-2	8695-1056	UP3-6		
8657-1121	UP5-2	8695-1057	UP3-6		
8660-1002	UP3-10	8695-1058	UP3-6		
8661-1041	UP4-2	8695-5004	UP3-6		
8662-1004	UP4-16, UP7-8	8696-1113	UP3-3		
8662-1012	UP4-16, UP4-17, UP7-7	8697-1349	UP5-2		
8662-1222	UP7-7	8698-3041	UP3-8		
8662-1223	UP7-1, UP7-7	8698-3052	UP3-6		
8662-1374	UP7-7, UP7-8	8820-1002	UP5-11		
		8820-1003	UP3-3		

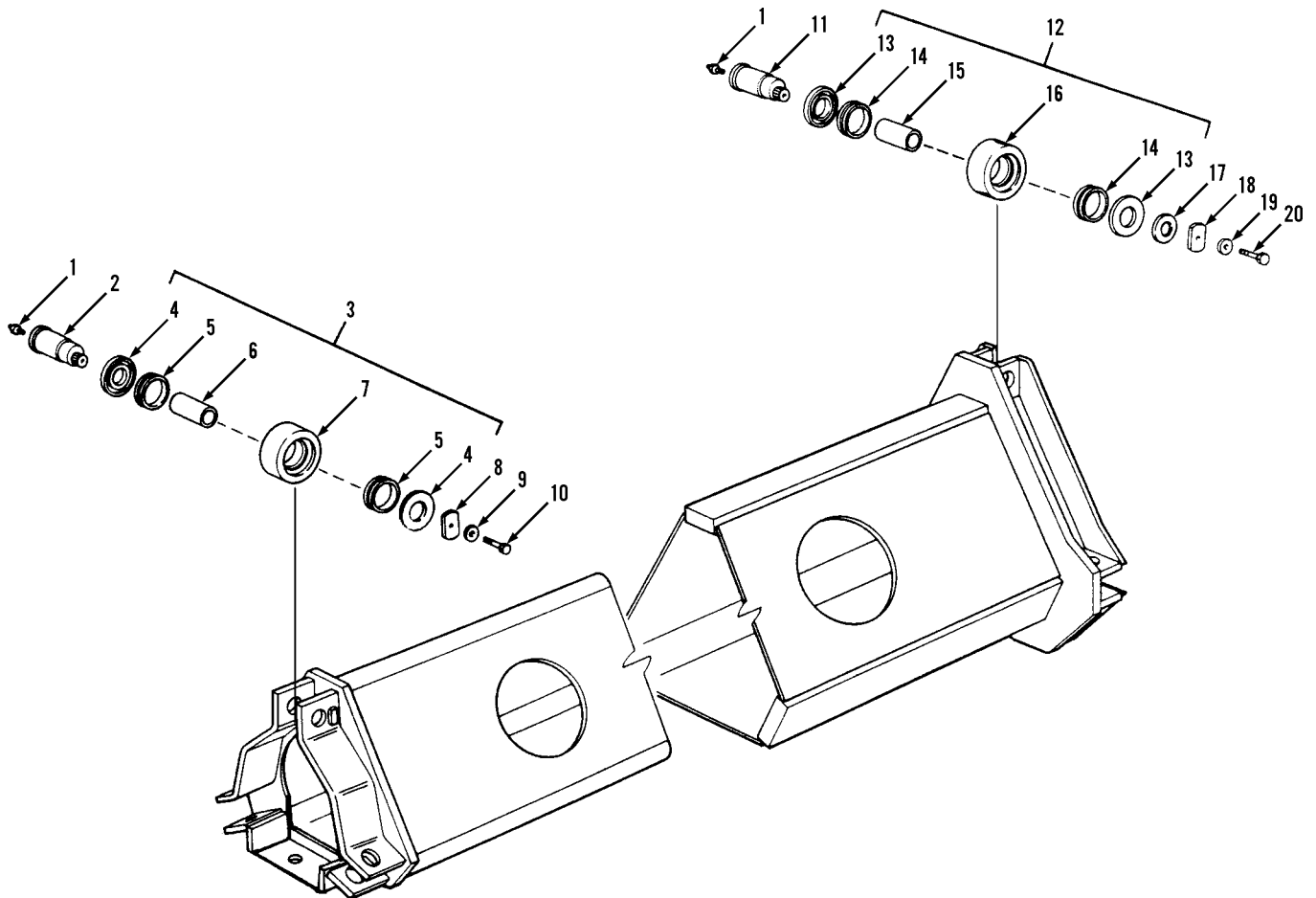
* - Revised logo in upper l.h. corner and added S.S.N.

Part Number	Page	Part Number	Page	Part Number	Page
8821-1040	UP3-5, UP4-2	8852-1305	UP3-11, UP5-1	8859-1204	UP3-2, UP4-2,
8821-1073	UP5-9	8852-1306	UP3-10, UP5-8		UP5-1, UP5-2,
8821-1084	UP4-2	8852-1310	UP3-7, UP5-8		UP5-3, UP5-4,
8822-1182	UP4-16	8852-1312	UP7-1, UP7-7		UP5-5, UP5-6,
8822-1386	UP4-8, UP4-16,	8852-1316	UP3-5		UP5-7, UP5-9,
	UP4-17	8855-1005	UP3-1		UP5-10, UP5-11,
8822-1800	UP4-2	8855-1006	UP3-1		UP6-1, UP6-2,
8824-1043	UP3-1	8855-1007	UP3-3, UP3-8		UP6-3, UP6-4,
8825-1029	UP3-11	8855-1009	UP3-3, UP3-7,		UP6-5, UP6-6
8825-1036	UP4-2		UP3-8, UP3-11,	8859-1205	UP5-3, UP5-11
8826-1105	UP5-8		UP5-1, UP5-11	8859-1206	UP5-6, UP5-11,
8830-1057	UP3-1	8855-1010	UP3-1, UP3-6,		UP7-7
8830-1070	UP3-1		UP4-19, UP5-11	8859-1207	UP5-4, UP5-6,
8830-1090	UP3-8	8855-1011	UP3-1, UP3-3,		UP5-7, UP5-8,
8830-1126	UP3-8		UP3-11, UP4-2,		UP5-9, UP7-7
8830-1571	UP3-3		UP5-1, UP5-4,	8859-1209	UP4-1, UP5-1,
8830-2128	UP3-5		UP5-6, UP5-8,		UP5-2, UP5-4,
8830-4924	UP3-1		UP5-10, UP7-7,		UP5-10
8832-1015	UP3-8		UP7-8	8859-1210	UP5-1, UP5-2
8832-1023	UP3-1	8855-1012	UP5-2	8859-1503	UP5-3
8832-1029	UP3-5	8855-1013	UP3-1, UP4-2,	8859-1507	UP3-9, UP5-8
8832-4908	UP3-5		UP5-2, UP5-10,	8859-1508	UP3-9, UP5-1,
8834-1012	UP3-10		UP7-7		UP5-4, UP5-6,
8841-1062	UP3-1, UP3-11,	8855-1015	UP3-5, UP7-5		UP5-7, UP5-8,
	UP5-8	8855-1018	UP7-1, UP7-7		UP5-9, UP5-10,
8841-1063	UP3-1	8855-1107	UP4-2		UP7-7
8842-1038	UP7-5	8855-4918	UP3-1	8859-1509	UP3-9, UP5-1,
8850-1004	UP3-3, UP3-11,	8856-1002	UP5-3, UP5-5,		UP5-4, UP5-6,
	UP5-5, UP6-1		UP6-1, UP6-4		UP5-7, UP5-9
8850-1005	UP3-1, UP3-6,	8856-1004	UP2-4, UP5-1,	8859-1510	UP3-9, UP5-1,
	UP5-11		UP5-6, UP5-7,		UP5-2, UP5-4
8850-1006	UP3-1, UP3-3,		UP5-9, UP5-10	8863-1341	UP4-16, UP4-17,
	UP3-11, UP5-6,	8856-1006	UP5-1, UP5-8		UP7-7
	UP5-7, UP5-9,	8856-1009	UP7-7	8863-1342	UP7-7
	UP5-10	8856-1105	UP3-8	8863-1352	UP7-8
8850-1007	UP3-1	8856-1107	UP3-5, UP3-11	8863-1684	UP3-7
8850-1008	UP4-2, UP4-5,	8856-1108	UP3-1	8866-1084	UP5-3, UP5-11,
	UP4-14, UP5-1,	8856-1109	UP3-1, UP3-10,		UP6-1, UP6-2,
	UP5-9, UP7-7		UP4-2		UP6-4, UP6-6
8850-1010	UP3-5, UP5-10,	8858-1117	UP3-6	8866-1112	UP3-7
	UP7-5	8859-1009	UP4-2	8866-1385	UP3-7
8850-1106	UP3-1	8859-1072	UP4-2	8866-2005	UP4-2, UP5-3,
8850-1608	UP3-1	8859-1112	UP2-5, UP7-1,		UP5-5, UP5-11,
8850-1612	UP3-8		UP7-7, UP7-8		UP6-1, UP6-3,
8850-1616	UP3-8	8859-1126	UP4-2		UP6-6
8852-1204	UP3-5	8859-1128	UP4-2	8866-2018	UP5-3, UP5-6
8852-1206	UP5-1, UP5-8,			8866-2020	UP5-11
	UP5-9				
8852-1208	UP2-5				

* - Revised logo in upper l.h. corner and added S.S.N.

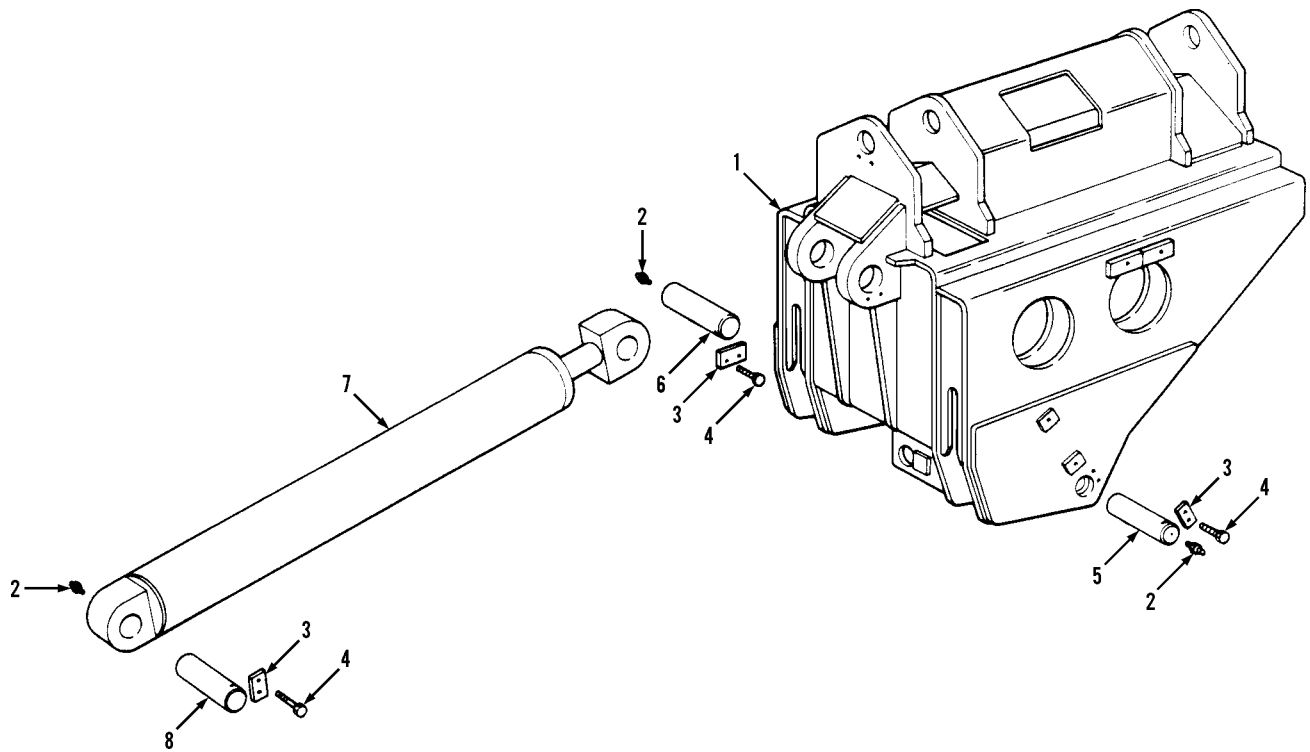
Part Number	Page	Part Number	Page	Part Number	Page
8866-2064	UP4-2, UP5-2, UP5-5, UP5-6, UP5-11, UP6-1, UP6-2, UP6-5, UP6-6	8877-1104	UP3-11		
8866-2084	UP4-2, UP5-3, UP5-11, UP6-1, UP6-2, UP6-3, UP6-4, UP6-6	8998-1036	UP3-4		
8866-2105	UP5-3, UP5-5, UP5-6, UP5-11	9002-7187	UP5-9		
8866-2119	UP5-3, UP5-6, UP5-11	9002-7473	UP3-7		
8866-2139	UP5-10, UP5-11, UP6-1, UP6-4, UP6-5	9020-0482	UP5-9		
8866-2152	UP4-2, UP5-3, UP5-6	9020-1617	UP3-9		
8866-2174	UP4-2, UP5-11	9020-2517	UP4-13		
8866-2179	UP4-1, UP5-2	9020-2542	UP4-13		
8866-2239	UP5-3, UP5-6, UP5-11, UP6-5	9020-2543	UP4-13		
8866-2304	UP5-7, UP5-10	9020-5792	UP5-7		
8866-2305	UP5-1	9020-6601	UP4-11		
8866-2306	UP5-10	9103-3186	UP5-8		
8866-2308	UP5-2	9103-3317	UP3-8		
8866-2309	UP5-6, UP5-9	9104-4001	UP4-11		
8866-2313	UP5-4	9104-4002	UP4-11		
8866-2332	UP5-4, UP5-7, UP5-8, UP7-7	9108-3492	UP3-10		
8866-2334	UP5-1	9114-3358	UP3-10		
8867-1001	UP2-1, UP2-2, UP2-4, UP2-5, UP4-8, UP4-16, UP4-17, UP7-1, UP7-7, UP7-8				
8867-1002	UP3-7				
8867-1008	UP4-17, UP7-1, UP7-7				
8869-1302	UP3-2, UP3-4				
8870-1020	UP3-7				
8871-1101	UP3-7				
8871-1210	UP3-7				
8871-1251	UP3-7				
8871-1280	UP3-2, UP3-4				
8871-1571	UP3-2, UP3-4				
8871-2071	UP3-2, UP3-4				
8871-2080	UP4-2				
8871-2107	UP3-2, UP3-4				

* - Revised logo in upper l.h. corner and added S.S.N.

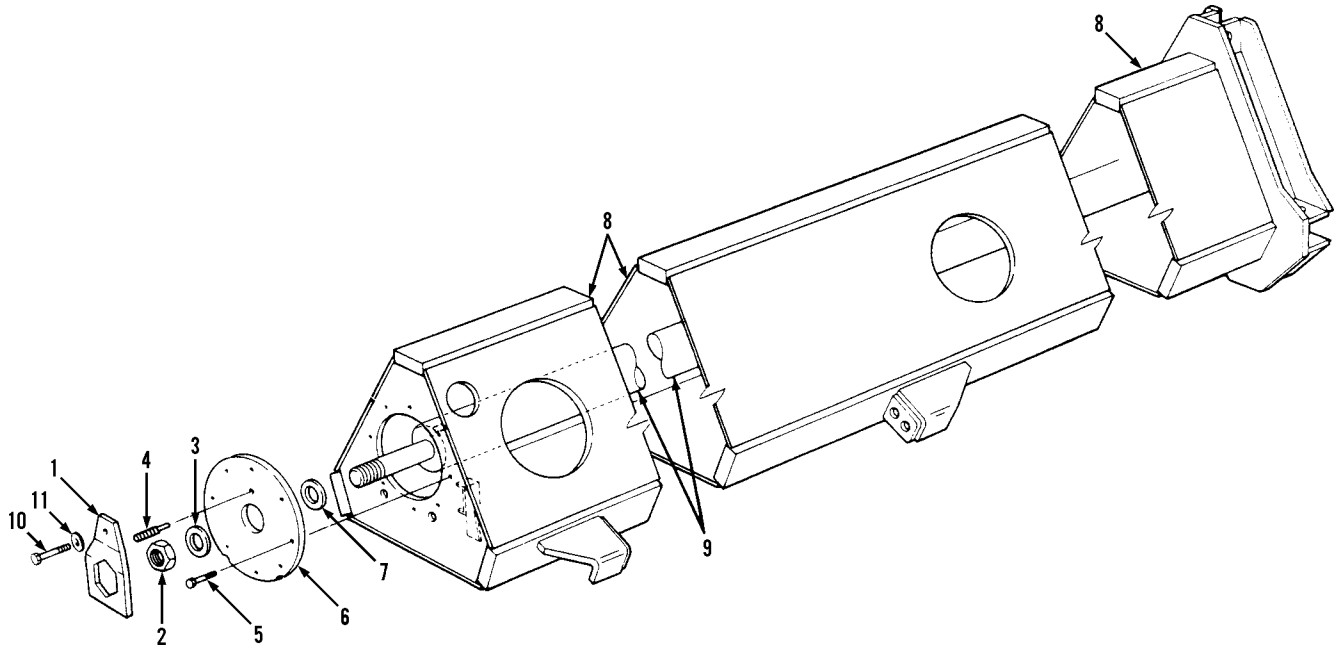


Item	Part No.	Qty.	Description Of Part
1	8867-1001	8	LUBE FITTING, STRAIGHT, 1/8
2	7732-1063	7	ECCENTRIC SHAFT
3	7732-5003	7	FLAT ROLLER ASSY, (includes items 4 thru 7)
4	8362-1262	2	THRUST WASHER
5	8362-3005	2	FACE SEAL
6	7732-1181	1	INNER BUSHING
7		1	FLAT ROLLER, (Not sold separately, order P/N 7732-5003)
8	7712-1178	7	SERRATED WASHER
9	7712-1225	7	FLAT WASHER
10	8320-1049	7	HEX HD CAPSCREW, 1/2-13X1 Self-locking (NYLOK) GR5

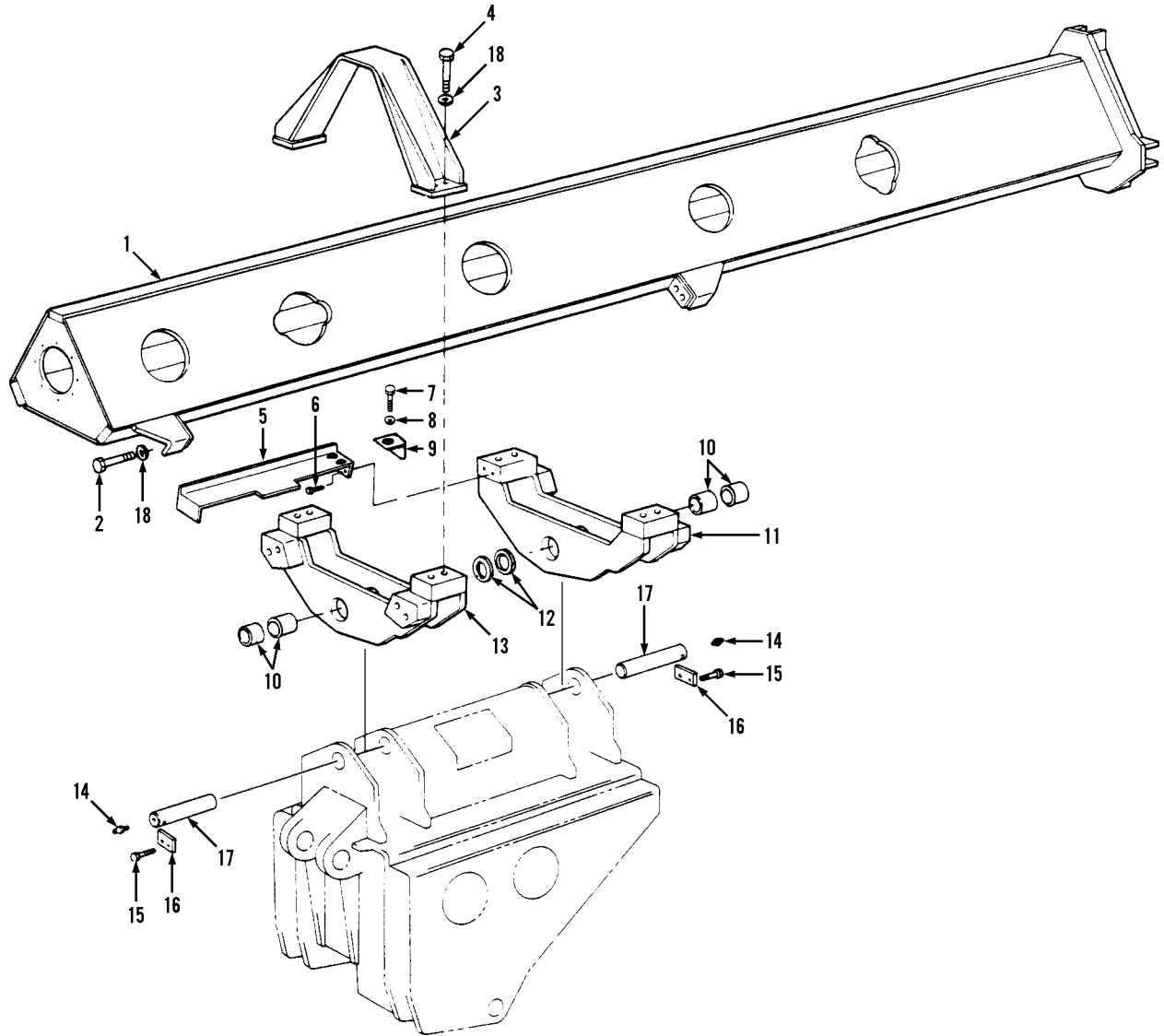
Item	Part No.	Qty.	Description Of Part
11	8342-1214	1	ECCENTRIC SHAFT
12	8362-5044	1	CONCAVE ROLLER ASSY, (includes items 13 thru 16)
13	8362-1262	2	THRUST WASHER
14	8362-3005	2	FACE SEAL
15	8362-1145	1	INNER BUSHING
16		1	CONCAVE ROLLER, (not sold separately, order P/N 8362-5044)
17	7732-1177	1	WASHER
18	8342-1165	1	SERRATED WASHER
19	8588-1153	1	FLAT WASHER
20	2443-1384	1	HEX HD CAPSCREW



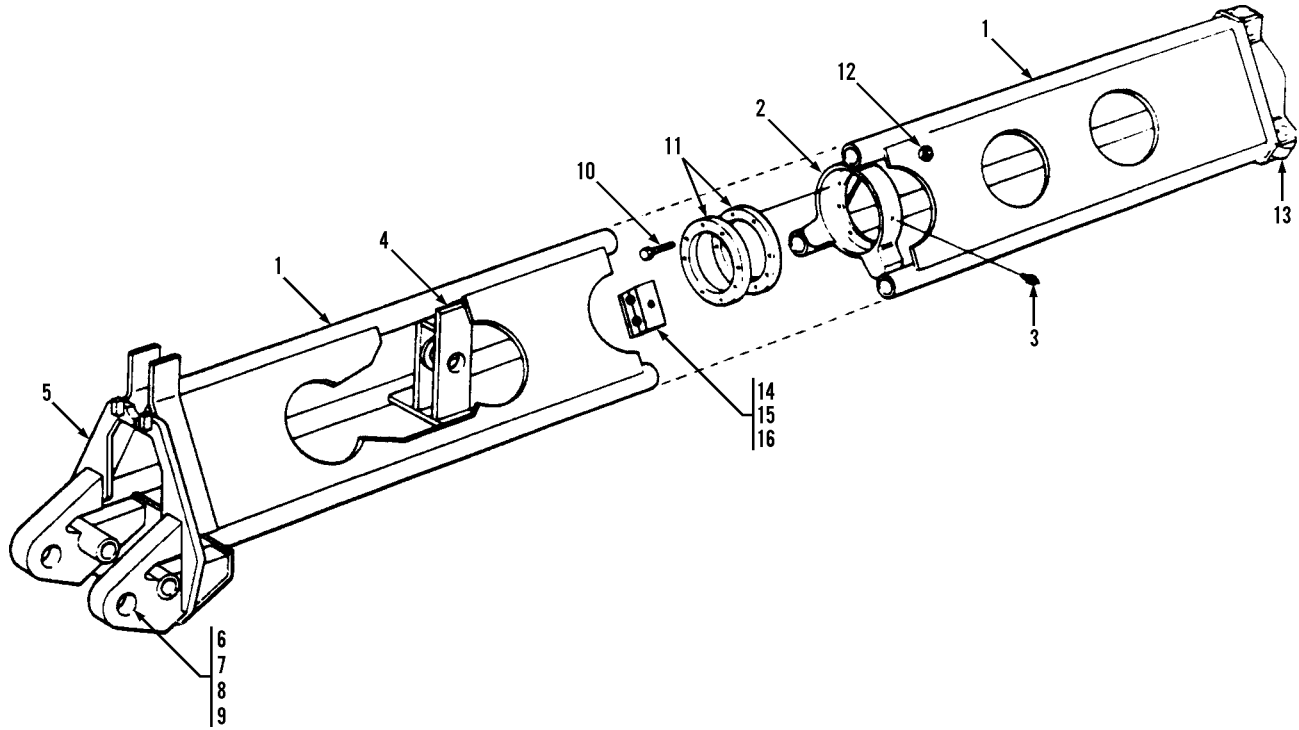
Item	Part No.	Qty.	Description Of Part
1	7732-6001	1	CRADLE
2	8867-1001	4	LUBE FITTING, STRAIGHT, 1/8
3	8664-1158	4	KEEPER
4	8820-1035	8	HEX HD CAPSCREW, 3/8-16X1, GR5
5	7734-1036	2	TRUNNION PIN
6	7734-1035	1	FRONT HOIST PIN
7		Ref	HOIST CYLINDER ASSY, (see page UP4-8 for details)
8	7734-1037	1	REAR HOIST PIN



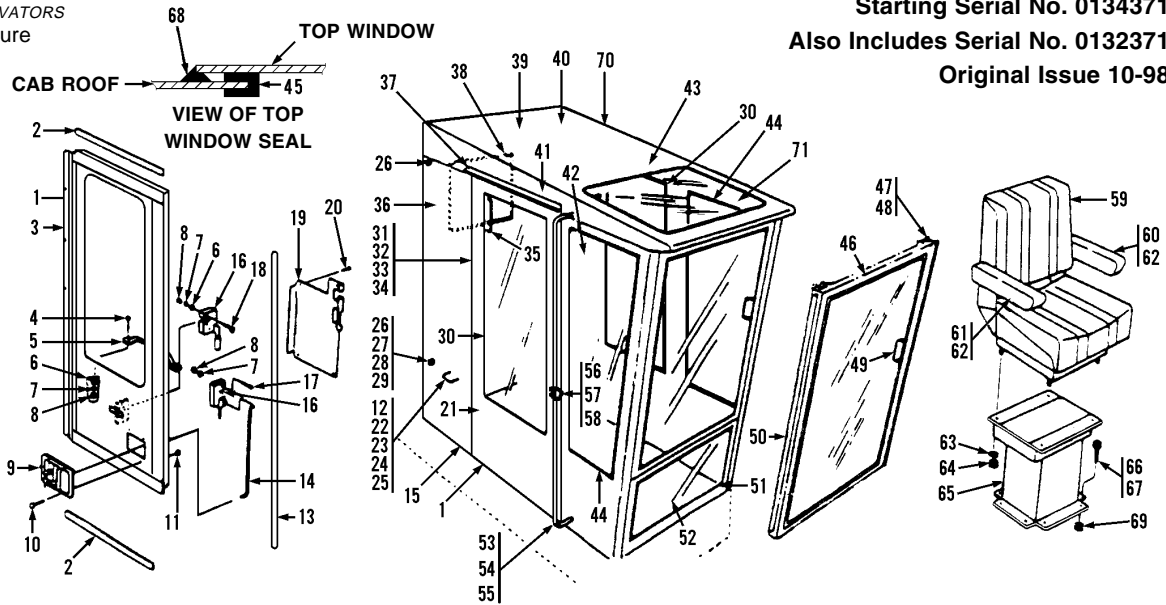
Item	Part No.	Qty.	Description Of Part
1	7732-1088	1	NUT RETAINER
2	7732-1097	1	HEX NUT, (torque nut hand tight plus additional turn to mate with the next flat of the nut retainer)
3	7732-1095	1	THRUST WASHER
4	7732-1099	1	GLAND RETAINER
5	8320-1062	7	HEX HDCAPSCREW, 5/8-11X2 1/4, GR8
6	7732-1098	1	END PLATE
7	7732-1096	1	THRUST WASHER
8	7732-6008	1	MAIN BOOM WELDMENT
9		Ref	BOOM CYLINDER ASSY, (see page UP4-1 for details)
10	8320-1004	1	HEX HDCAPSCREW, SELF-LOCKING 5/8-11X2 1/2, GR8
11	7714-1077	1	FLAT WASHER, HARDENED



Item	Part No.	Qty.	Description Of Part	Item	Part No.	Qty.	Description Of Part
1		Ref	MAIN BOOM ASSY, (see page UP2-3 for details)	9	7732-1141	1	TUBE CLAMP BRACKET
2	8320-1053	4	HEX HD CAPSCREW, (lubricate and torque to 200-225 ft. lbs.)	10	7732-3022	4	BUSHING
3	7732-6012	2	BOOM MOUNTING BRACKET	11	7732-6014	1	FRONT BOOM SUPPORT
4	8320-1030	8	HEX HD CAPSCREW, (lubricate and torque to 200-225 ft. lbs.)	12	7732-1137	2	THRUST WASHER
5	7732-6021	1	TUBE CLAMP BRACKET	13	7732-6013	1	REAR BOOM SUPPORT
6	8820-1065	2	HEX HD CAPSCREW, 1/2-13X1, GR5	14	8867-1001	2	LUBE FITTING, STRAIGHT, 1/8
7	8820-1034	2	HEX HD CAPSCREW, 3/8-16X7/8, GR5	15	8820-1035	4	HEX HD CAPSCREW, 3/8-16X1, GR5
8	8856-1004	2	FLAT WASHER, 3/8	16	8664-1158	2	KEEPER
				17	8664-1157	2	PIN
				18	7732-3030	12	HARDENED WASHER



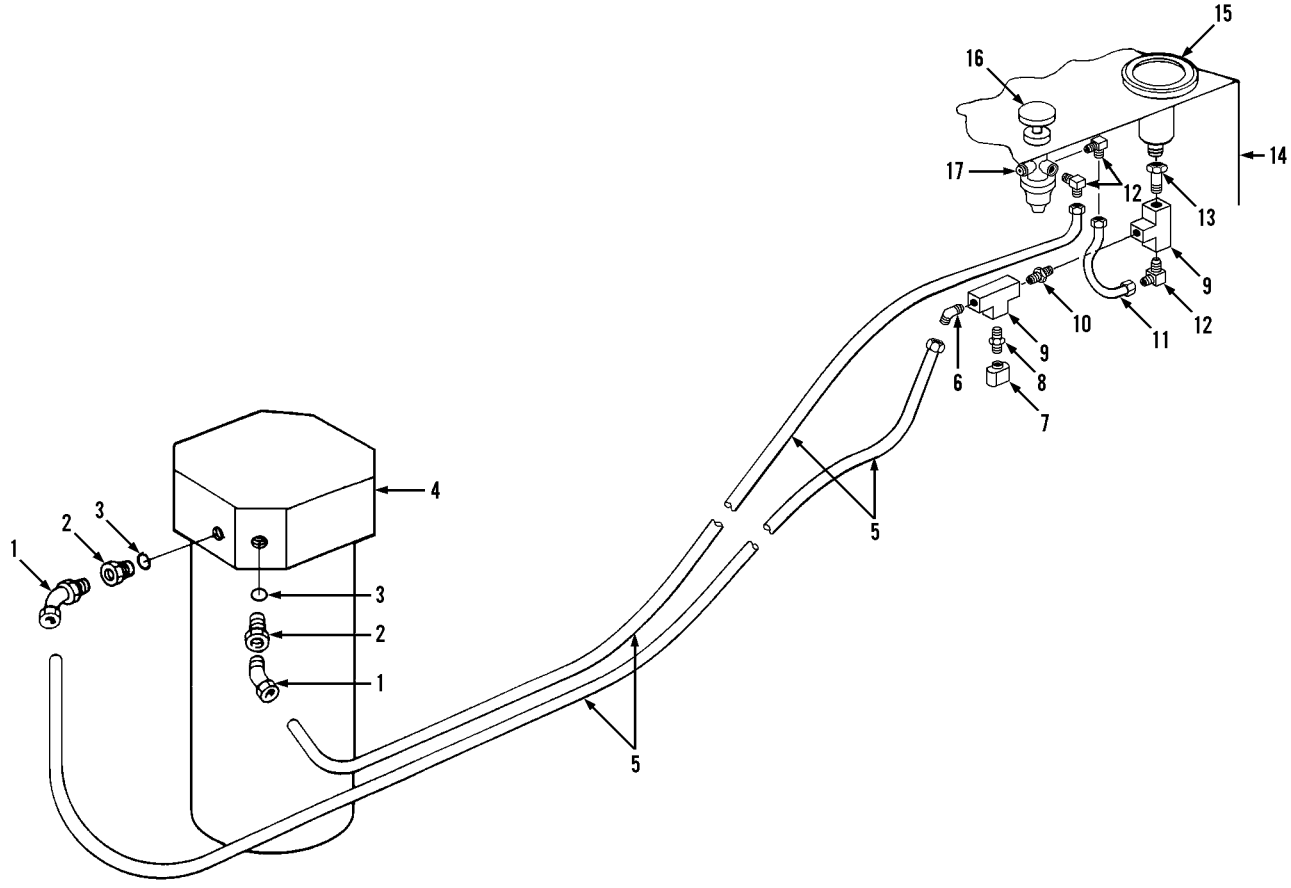
Item	Part No.	Qty.	Description Of Part
1	7732-6006	1	TELESCOPE BOOM ASSY, (includes items 2, 4 & 5)
2	7732-1094	1	BOOM CYLINDER RETAINER
3	8867-1001	1	LUBE FITTING, STRAIGHT, 1/8
4	8362-6006	1	TOOL CYLINDER BRACKET
5	7732-6015	1	TOOL EYE
6	8362-1033	2	BUSHING
7	8859-1112	2	O-RING
8	8362-1027	2	BACK-UP RING
9	8362-1035	2	LIP SEAL
10	8820-1315	8	HEX HD CAPSCREW, 1/2-13X5, GR5
11	8682-1129	2	BUSHING
12	8852-1208	8	HEX LOCKNUT, 1/2-13
13		Ref	ROLLER ASSY, (see page UP2-1 for details)
14	7732-3068	4	CLAMP SET
15	7713-3137	4	COVER PLATE
16	8820-1023	4	HEX HD CAPSCREW, 5/16-18X1-3/4, GR5



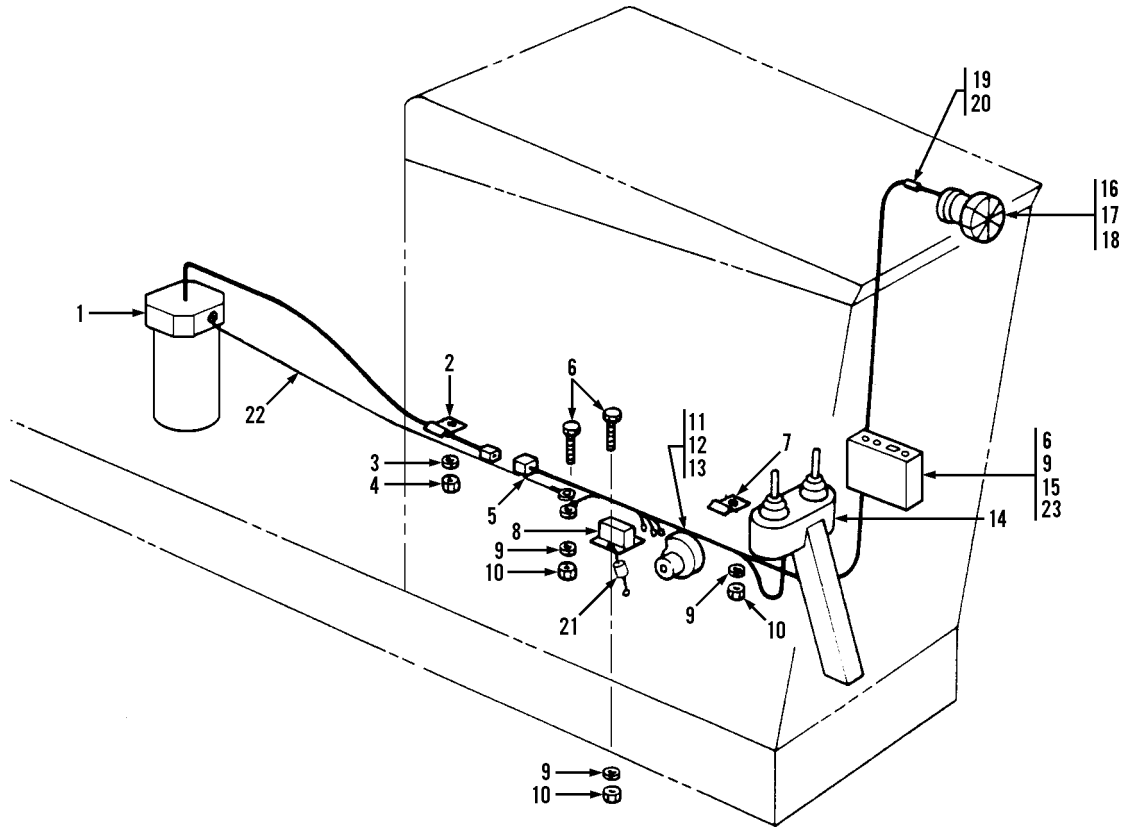
NOTE: PLEASE CONTACT THE GRADALL PARTS DEPARTMENT TO DISCUSS YOUR CAB SHEET METAL REPLACEMENT REQUIREMENTS. ALSO CONTACT GRADALL FOR WINDOW GLASS, GIVING THE SERIAL NUMBER OF YOUR GRADALL.

Item	Part No.	Qty.	Description Of Part
1	8366-6073	1	DOOR ASSY, (includes items 2 thru 20)
2	8521-1121	2	WEATHERSTRIP, (top & bottom of door)
3	8521-1210	1	HINGE
4	8820-1025	2	HEX HD CAPSCREW, 5/16-18X2-1/4, GR5
5	8367-1166	1	GRAB HANDLE
6	8856-1108	5	FLAT WASHER, 5/16
7	8855-1010	8	LOCKWASHER, 5/16
8	8850-1005	8	HEX NUT, 5/16-18
9	8366-3187	1	PADDLE LATCH
10	8830-1070	4	ROUND HD MACHINE SCREW, #8-32X1/2
11	8855-1006	4	LOCKWASHER, #8
12	8850-1106	2	HEAVY HEX JAM NUT, 3/8-16
13	8521-1202	1	WEATHERSTRIP, (door edge)
14	8366-1456	1	ROD
15	7734-3089	1	ACOUSTICAL LINER, R.H. SIDE REAR
16	8366-3188	2	ROTARY LATCH
17	8824-1043	3	SOCKET FLAT HD SCREW, 5/16-18X1-1/2
18	8820-1023	3	HEX HD CAPSCREW, 5/16-18X1-3/4, GR5
19	8366-1443	1	COVER PANEL
20	8832-1023	5	SELF-TAPPING SCREW, #8-32X1/2
21	8366-3191	1	ACOUSTICAL LINER, DOOR PANEL
22	8096-6022	1	U-BOLT
23	8850-1006	2	HEX NUT, 3/8-16
24	8856-1109	2	FLAT WASHER, 3/8
25	8855-1011	2	LOCKWASHER, #6
26	8521-1088	2	RUBBER BUMPER
27	8855-1005	2	LOCKWASHER, #6
28	8850-1608	2	HEX NUT, #6-32
29	8830-1057	2	ROUND HD MACHINE SCREW, #6-32X3/4
30	8346-1203	2	WEATHERSTRIP, (door & sill window glass)
31	8830-4924	12	FLAT HD MACHINE SCREW
32	8505-1317	12	FLAT WASHER
33	8855-4918	12	LOCKWASHER

Item	Part No.	Qty.	Description Of Part
34	8505-1318	12	HEX NUT
35	8504-1446	4	GRAB BAR
36	7734-3086	1	ACOUSTICAL LINER, LOWER REAR
37	8504-1444	1	RAIN SPOUT
38	8346-1202	1	WEATHERSTRIP
39	7734-3087	1	ACOUSTICAL LINER, UPPER REAR
40	7734-1181	1	ROOF
41	8521-1170	1	ACOUSTICAL LINER, TOP OF DOOR
42	7734-3088	1	ACOUSTICAL LINER, L.H. SIDE REAR
43	7734-3100	1	ACOUSTICAL LINER, ROOF
44	8346-1205	2	WEATHERSTRIP
45		72"	RUBBER CHANNEL
46	8346-6019	1	WINDOW FRAME, (includes items 47, 48 & 49)
47	8687-1162	2	LIFT & TURN FASTENER
48	8346-1221	2	BRACKET
49	8504-1486	2	HANDLE BAR
50	8346-1204	2	WEATHERSTRIP
51	8346-1201	1	WEATHERSTRIP
52	7734-3106	1	FLOOR MAT
53	8521-1216	1	GRAB BAR
54	8820-1063	2	HEX HD CAPSCREW, 1/2-13X3/4, GR5
55	8855-1013	2	LOCKWASHER, 1/2
56	7716-3104	1	STRIKER PIN
57	8668-3431	1	WASHER
58	8850-1007	1	HEX NUT, 7/16-14
59	8366-3058	1	SEAT ASSY, (includes items 60, 61 & 62)
60	8366-4138	1	ARM REST & BRACKET, L.H., (includes item 62)
61	8366-4139	1	ARM REST & BRACKET, R.H., (includes item 62)
62	8366-4140	2	ARM REST PAD
63	8855-1010	4	LOCKWASHER, 5/16
64	8850-1005	4	HEX NUT, 5/16-18
65	7716-3019	1	SEAT PEDESTAL
66	8841-1062	2	ROUND HD CARRIAGE BOLT, 3/8-16X1, (rear of pedestal)
67	8841-1063	2	ROUND HD CARRIAGE BOLT, 3/8-16X1-1/4, (front of pedestal)
68	1440-4579	AR	URETHANE ADHESIVE
69	7714-3015	4	WHIZ-LOCK NUT, 3/8-16
70	7734-6021	1	CAB WELDMENT
71	7734-3094	1	FILLER STRIP

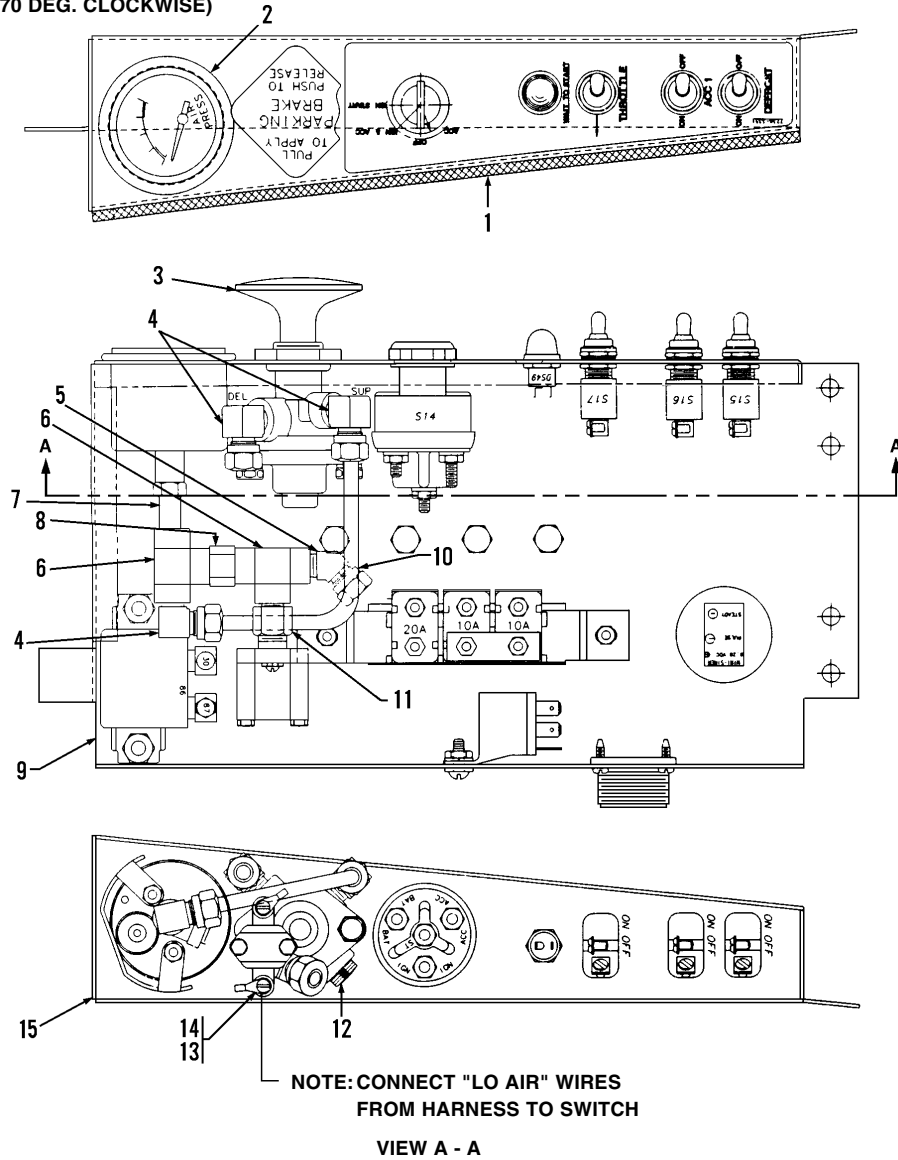


Item	Part No.	Qty.	Description Of Part
1	8367-1138	2	ELBOW, 90 DEGREES, 1/8X1/4 TUBE
2	8656-1326	2	ADAPTER
3	8859-1204	2	O-RING
4		Ref	CENTER PIN ASSY, (see page UP4-2 for details)
5		AR	NYLON TUBE, 1/4 O.D.
6	8688-1281	1	TUBE FITTING, 45 DEGREES, 1/8X1/4 TUBE
7	8688-3033	1	LOW PRESSURE INDICATOR
8	8871-1571	1	REDUCING BUSHING, 1/4X1/8
9	8871-2071	2	TEE, 1/8
10	8871-2107	1	PIPE NIPPLE, 1/8
11		9"	NYLON TUBE, 1/4
12	8688-1276	3	TUBE FITTING, 90 DEGREES, 1/8X1/4 TUBE
13	8869-1302	1	STRAIGHT CONNECTOR, 1/8
14		Ref	CONTROL BOX ASSY, (see page UP3-4 for details)
15	7738-3742	1	AIR PRESSURE GAUGE
16	8688-3028	1	PARKING BRAKE CONTROL VALVE
17	8871-1280	1	HEX SOCKET PIPE PLUG, 1/8

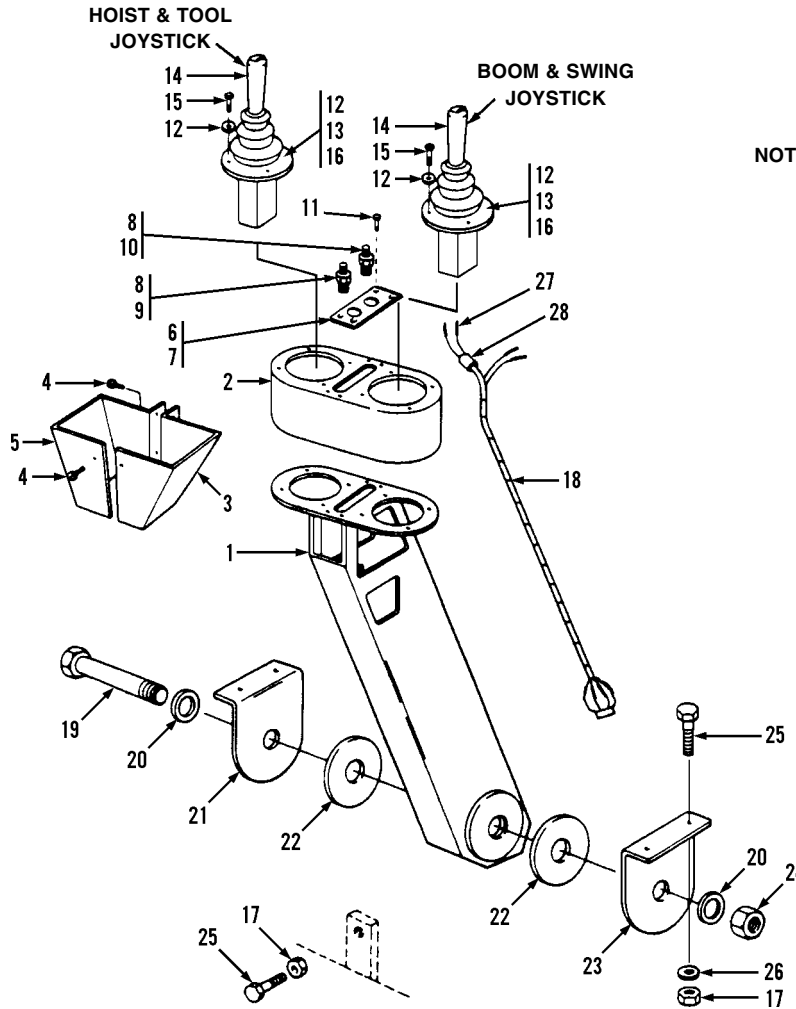


Item	Part No.	Qty.	Description Of Part	Item	Part No.	Qty.	Description Of Part
1		Ref	CENTER PIN ASSY, (see page UP4-2 for details)	13	2492-1395	1	HEX NUT
2	8584-1150	1	SUPPORT CLAMP	14		Ref	JOY STICK COLUMN ASSY, (see page UP3-5 for details)
3	8855-1011	3	LOCK WASHER, 3/8	15		Ref	ELECTRICAL CONTROL BOX ASSY, (see page UP3-4 for details)
4	8850-1006	3	HEX NUT, 3/8-16	16	8696-1113	1	DEFROSTER FAN
5	7736-3356	1	WIRING HARNESS ASSY	17	8830-1571	4	FILLISTER HD MACHINE SCREW, #10-32X3/8
6	8820-1003	4	HEX HD CAPSCREW, 1/4-20X3/4, GR5	18	8855-1007	4	LOCKWASHER, #10
7	2486-1170	3	SUPPORT CLAMP	19	2460-1588	1	TERMINAL
8	8666-1084	1	HORN RELAY	20	2460-1587	1	CONNECTOR
9	8855-1009	4	LOCK WASHER, 1/4	21	7738-3206	2	DIODE
10	8850-1004	4	HEX NUT, 1/4-20	22	7734-3050	1	UPPER CONSOLE GROUND WIRE
11	2492-1393	1	HORN	23	8368-3306	2	SELF-RETAINING NUT
12	2492-1394	1	HORN BRACKET				

INSTALL GAUGE AS SHOWN
 (APPRX. 70 DEG. CLOCKWISE)

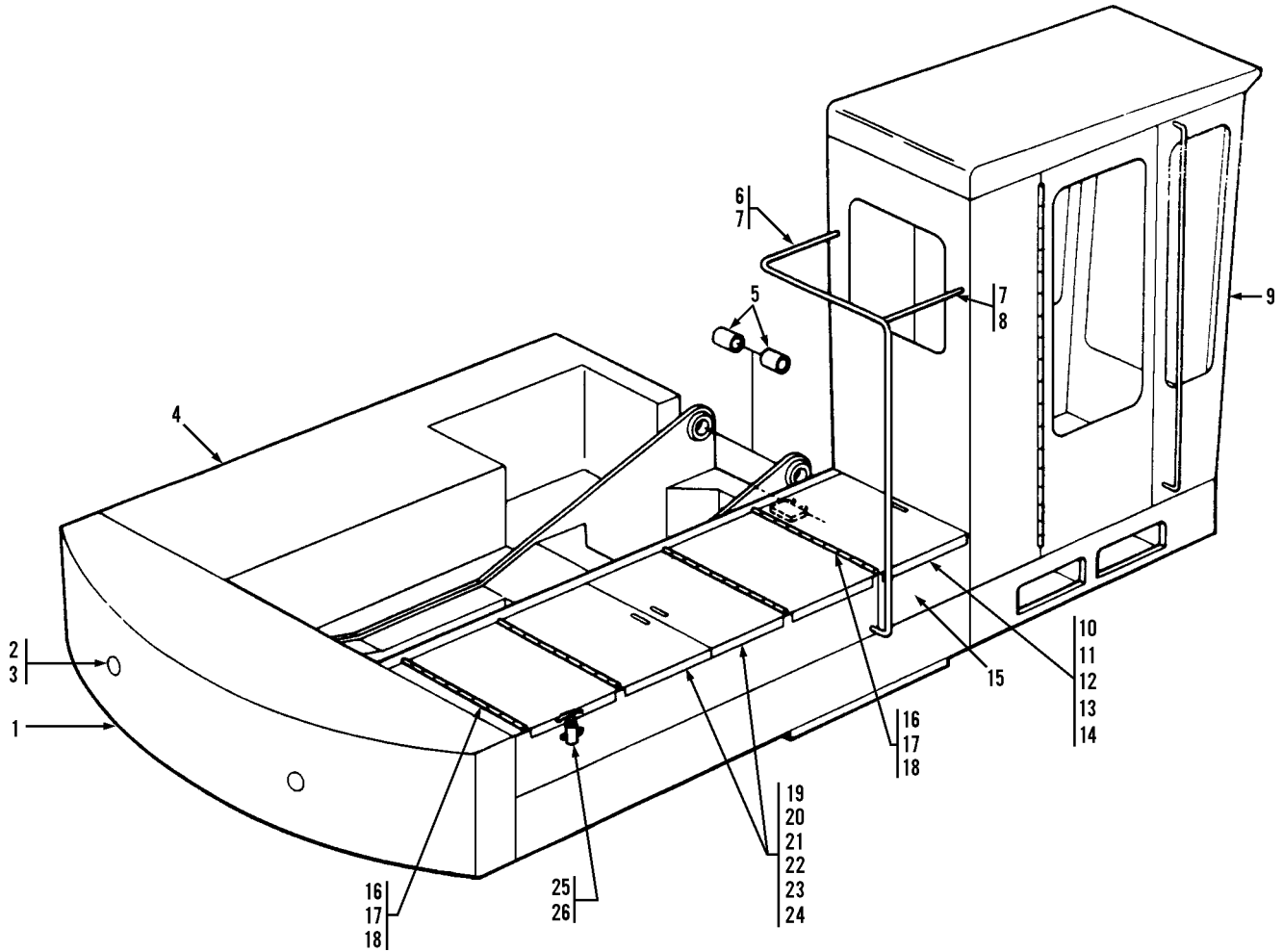


Item	Part No.	Qty.	Description Of Part	Item	Part No.	Qty.	Description Of Part
	7736-5070	1	CONTROL BOX ASSY, (includes all items)	7	8869-1302	1	STRAIGHT CONNECTOR, 1-1/4
1	7736-3198	1	GASKET	8	8871-2107	1	PIPE NIPPLE, 1/8
2	7738-3742	1	AIR GAUGE	9	7736-3357	1	CONTROL BOX ASSY
3	8688-3028	1	PARKING BRAKE	10		9"	NYLON TUBE, 1/4
4	8688-1276	3	TUBE FITTING, 90 DEGREES, 1/8X1/4 TUBE	11	8871-1571	1	REDUCING BUSHING, 1/4X1/8
5	8688-1281	1	TUBE FITTING, 45 DEGREES, 1/8X1/4 TUBE	12	8871-1280	1	HEX SOCKET PIPE PLUG, 1/8
6	8871-2071	2	TEE, 1/8	13	8688-3033	1	LOW PRESSURE INDICATOR
				14	8998-1036	2	SCREW
				15		Ref	CONTROL BOX ASSY, (see page UP3-8 for details)

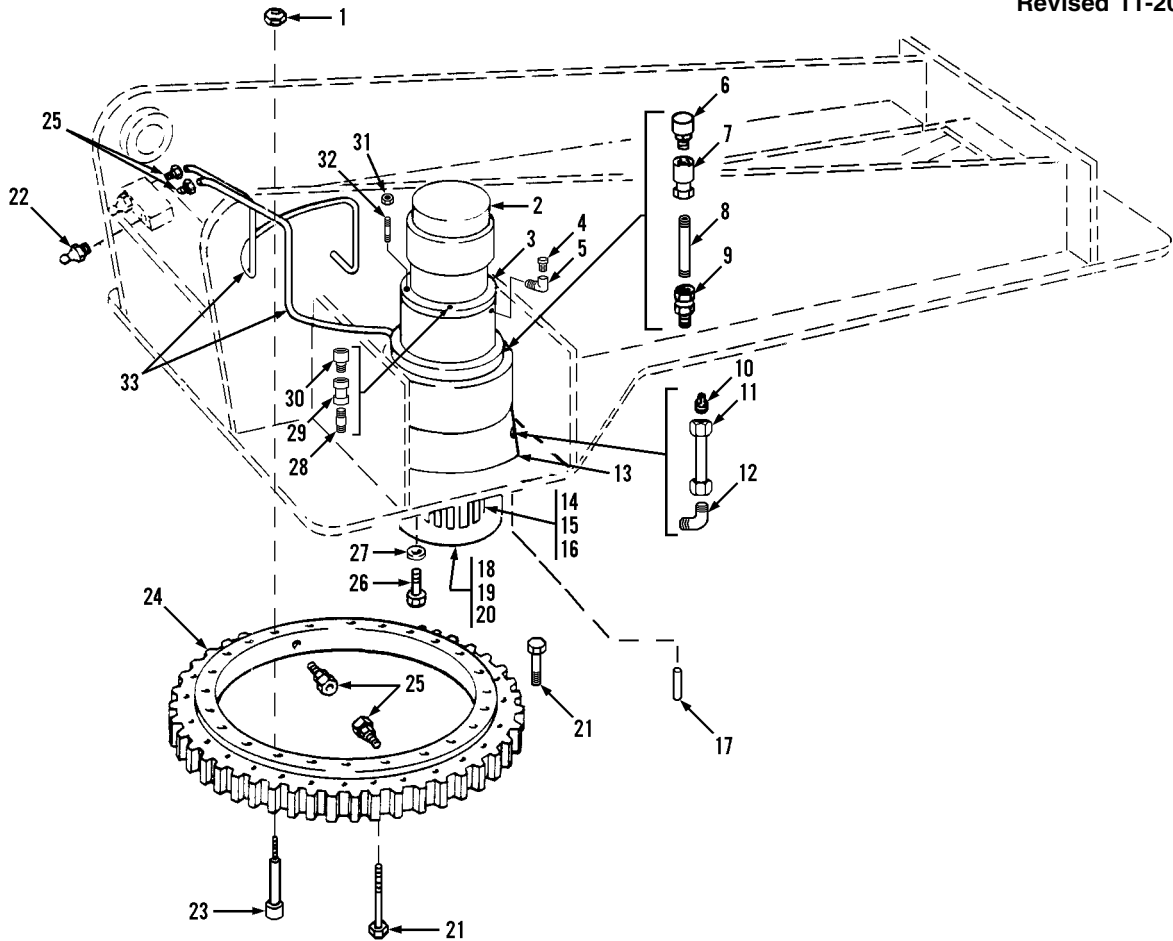


NOTE: P/N 7736-5061 Joystick Column Assembly also includes quantities of (12) 8866-2084, 45 degree Elbows with 8859-1204, O-Rings; (4) 8471-7340, Hose Assembly and (8) 8471-7289, Hose Assembly. These parts are shown with the Pressure, Dump and Pilot Circuits. Please refer to pages UP5-4, UP5-11, UP6-1, UP6-2, UP6-4 and UP6-6 for details.

Item	Part No.	Qty.	Description Of Part	Item	Part No.	Qty.	Description Of Part
	7736-5061	1	JOYSTICK COLUMN ASSY, (includes all items except items 17, 25 & 26)	14		1	JOYSTICK ASSY, HOIST & TOOL, (see page UP4-9 for details)
	7734-5029	AR	SERVICE KIT, (includes items 6 thru 11)			1	JOYSTICK ASSY, BOOM & SWING, (see page UP4-9 for details)
1	7736-6018	1	JOYSTICK COLUMN WELDMENT	15	8830-2128	4	ROUND HD MACHINE SCREW, 1/4-20X1
2	8366-3084	1	FIBERGLASS COVER	16	8852-1204	4	HEX NUT 1/4-20, (nylok)
3	8366-1235	1	SIDE COVER, R.H.	17	8850-1010	5	HEX NUT 5/8-11
4	8832-1029	6	SELF-TAPPING SCREW, #10-24X3/8	18	7734-3084	1	JOYSTICK HARNESS ASSY
5	8366-1236	1	SIDE COVER, L.H.	19	8820-1142	1	HEX HD CAPSCREW, 1-8X4-1/2, GR5
6	7734-3056	1	BEZEL GASKET	20	8366-1227	2	HUB PLATE
7	7736-3292	1	BEZEL	21	8366-1225	1	SUPPORT PLATE, L.H.
8	7738-3470	2	TOGGLE SWITCH BOOT	22	8366-3073	2	FRICITION PAD
9	7738-3744	1	TOGGLE SWITCH, SINGLE POLE, DOUBLE THROW	23	8366-1226	1	SUPPORT PLATE, R.H.
10	7738-3467	1	TOGGLE SWITCH, SINGLE POLE, SINGLE THROW	24	8852-1316	1	HEX LOCKNUT, 1-8
11	8832-4908	4	SELF-TAPPING SCREW, #8X3/8	25	8820-1096	5	HEX HD CAPSCREW, 5/8-11X1-3/4, GR5
12	8856-1107	8	FLAT WASHER, 1/4	26	8855-1015	4	LOCKWASHER, 5/8
13	8821-1040	4	SELF-TAPPING SCREW, 1/4-20X1-1/2	27	8348-3114	2	3-WAY CONNECTOR, MALE
				28	8668-3480	6	CONNECTOR

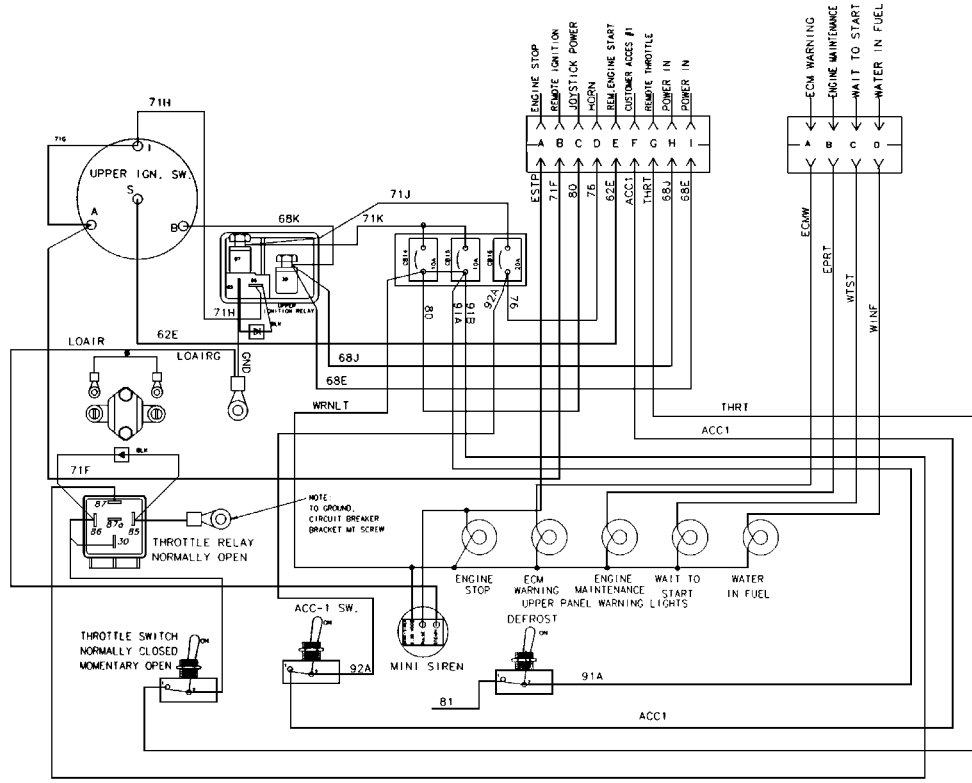
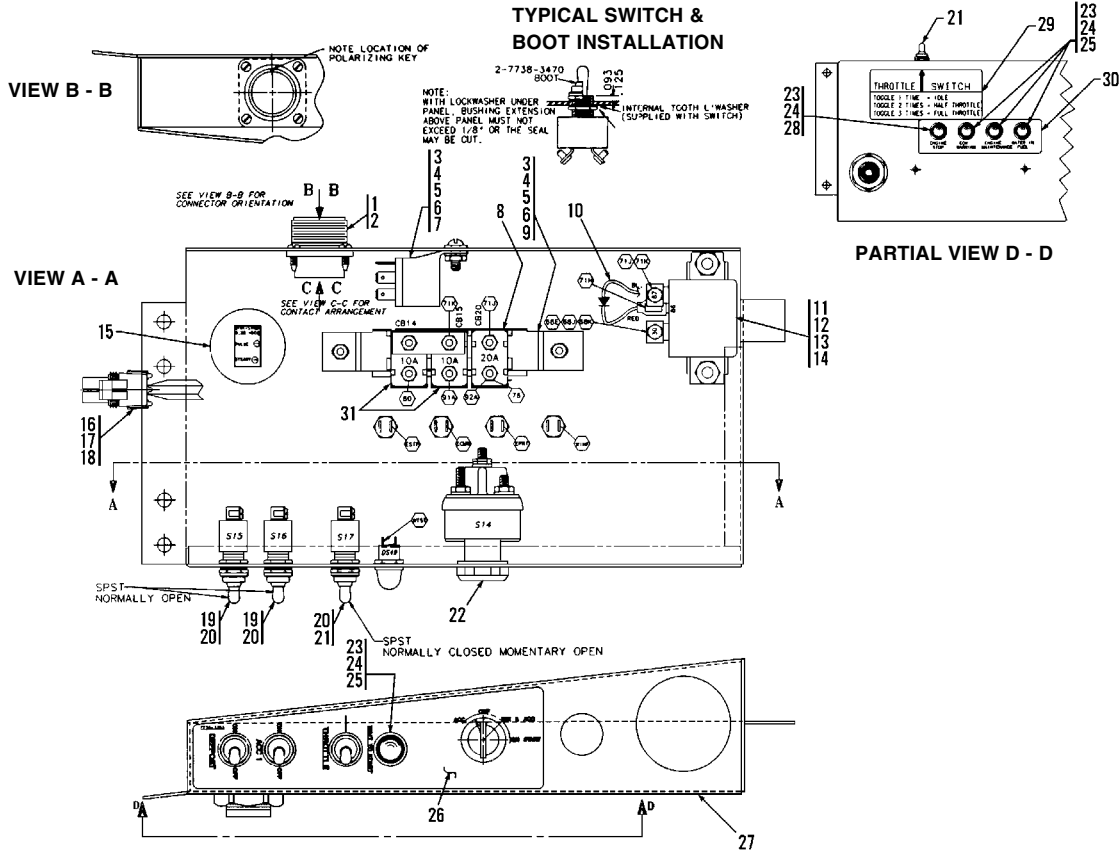


Item	Part No.	Qty.	Description Of Part	Item	Part No.	Qty.	Description Of Part
1	7734-3001	1	COUNTERWEIGHT	14	8858-1117	2	RETAINING RING
2	8320-1080	4	HEX HD CAPSCREW, SELF-LOCKING 1-8X3, GR8	15		Ref	TOOL KIT, (see page UP3-9 for details)
3	7732-3030	4	FLAT WASHER	16	8820-1020	14	HEX HD CAPSCREW, 5/16-18X1, GR5
4	7734-6055	1	FRAME WELDMENT	17	8855-1010	14	LOCKWASHER, 5/16
5	7714-3002	2	TRUNION BUSHING	18	8850-1005	14	HEX NUT, 5/16-18
6	8364-1146	1	GRAB RAIL	19	8695-5004	2	COVER ASSY, (includes items 20 thru 24)
7	8820-1066	4	HEX HD CAPSCREW, 1/2-13X1-1/4, GR5	20	8695-1055	2	COVER HALF, WITH LIFT HOLE
8	8364-1147	1	GRAB RAIL SUPPORT	21	8695-1056	2	COVER HALF
9		Ref	CAB ASSY, (see page UP3-1 for details)	22	8695-1057	2	HINGE
10	8364-5009	1	COVER ASSY, (includes items 11, 12, 13 & 14)	23	8695-1058	2	HINGE PIN
11	8364-1385	1	COVER	24	8858-1117	8	RETAINING RING
12	8364-1384	1	HINGE	25	8698-3052	5	DRAW LATCH
13	8695-1058	1	HINGE PIN	26	8368-3375	20	POP RIVET



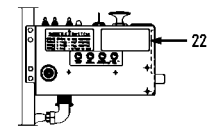
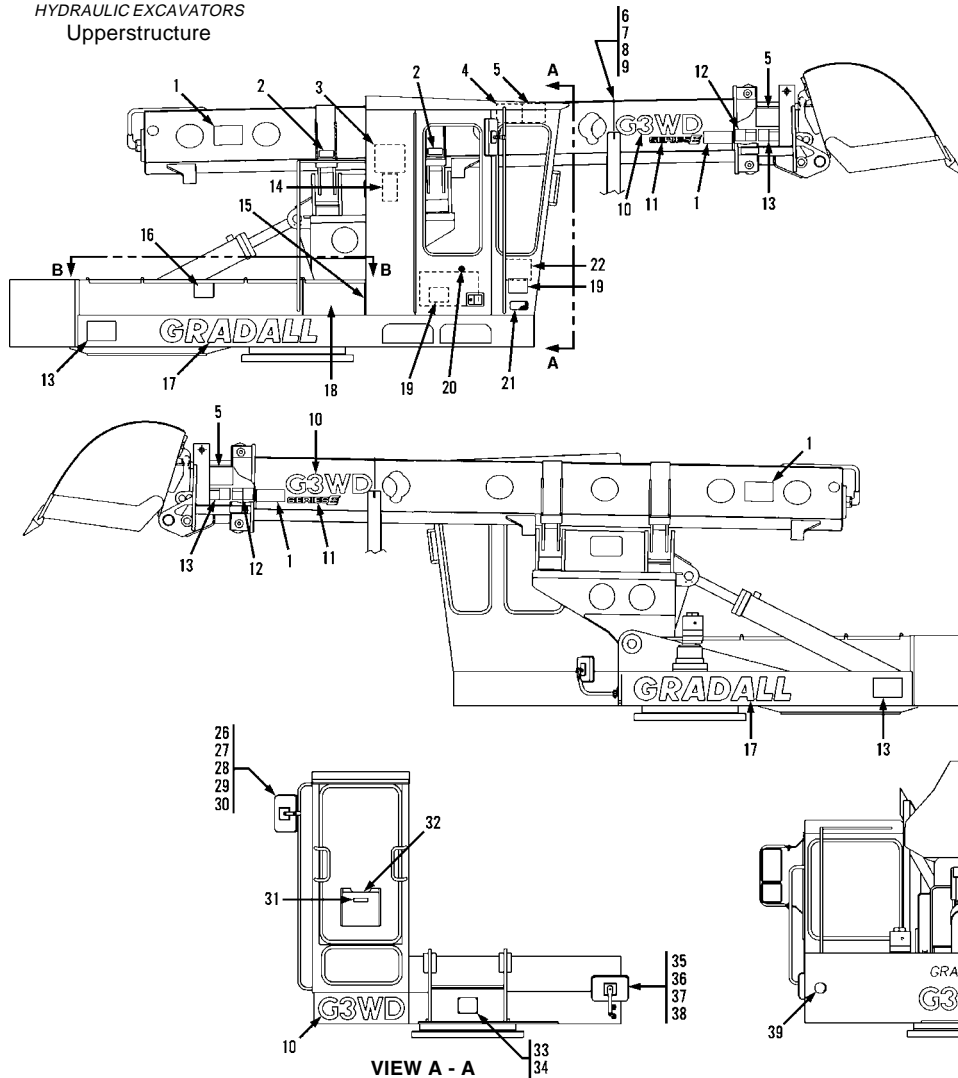
Item	Part No.	Qty.	Description Of Part	Item	Part No.	Qty.	Description Of Part
1	8852-1310	2	HEX LOCKNUT, 5/8-11	17	8863-1684	1	DOWEL PIN, 3/4X2
2		Ref	SWING MOTOR ASSY, (see page UP4-12 for details)	18	7734-6015	1	SWING PINION GUARD
3		Ref	SWING BRAKE ASSY, (see page UP4-10 for details)	19	8820-1005	3	HEX HD CAPSCREW, 1/4-20X1, GR5
4	8871-1251	1	SQUARE HD PIPE PLUG, 1/4	20	8855-1009	3	LOCKWASHER, 1/4
5	8871-1101	1	STREET ELBOW, 90 DEGREES, 1/4	21	8320-1044	50	HEX HD CAPSCREW, 5/8-11X4, GR8, (lubricate & torque to 200-215 ft. lbs.)
6	7734-3070	1	VENT	22	8867-1002	2	LUBE FITTING, STRAIGHT, 1/8
7	8688-3291	1	TUBE FITTING	23	7738-1749	2	SHOULDER BOLT, 5/8-11X4-1/2
8	8090-3006	1	STEEL TUBE	*24	7734-3149	1	SWING GEAR BEARING
9	8688-3044	1	TUBE FITTING	25	8688-1273	4	TUBE FITTING, 1/8X1/4 TUBE
10	8866-1385	1	HEX PLUG, 1/2	26	8320-1039	8	HEX HD CAPSCREW, 3/4-10X2-1/2, GR8, (loctite & torque to 340-365 ft. lbs.)
11	8090-3005	1	TUBE ASSY	27	9002-7473	8	WASHER
12	8866-1112	1	MALE ELBOW, 90 DEGREES, 1/2X3/8	28	8870-1020	1	NIPPLE, 1/8X1-1/2
13		Ref	SWING TRANSMISSION ASSY, (see page UP4-13 for details)	29	8871-1210	1	PIPE COUPLER, 1/8
14		Ref	SWING PINION, (see page UP4-13 for details)	30	8407-1251	1	VENT, 1/8
15	7714-1036	1	RETAINER PLATE	31	8540-3085	4	STOVER LOCKNUT, 1/2-13
16	8320-1066	2	HEX HD CAPSCREW, 1/2-20X1-1/4, GR8, SELF-LOCKING, (nylok), (torque to 75-85 ft. lbs.)	32	8364-1853	4	STUD, 1/2-13X6-3/4
				33		AR	NYLON TUBE, 1/4 O.D.

* - Changed part number on item 24.

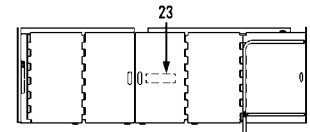


Item	Part No.	Qty.	Description Of Part
	7736-3357	1	CONTROL BOX ASSY, (includes all items)
1	7736-3194	1	CABLE CONNECTION
2	8832-1015	4	SELF-TAPPING SCREW, #6-32X1/2
3	8830-1090	3	ROUND HD MACHINE SCREW, #10-24X1/2
4	8856-1105	3	FLAT WASHER, #10
5	8855-1007	3	LOCKWASHER, #10
6	8850-1612	3	HEX NUT, #10-24
7	7738-3410	1	RELAY
8	8698-3041	1	CIRCUIT BREAKER, 20 AMP
9	7736-3191	1	CIRCUIT BREAKER BRACKET
10	7738-5131	2	DIODE ASSY
11	7738-3377	1	RELAY
12	8830-1126	2	ROUND HD MACHINE SCREW, 1/4-20X3/4
13	8850-1616	2	HEX NUT, 1/4-20
14	8855-1009	2	FLAT WASHER, 1/4
15	7738-3433	1	MINI-SIREN
16	8096-3068	4	FEMALE PIN TERMINAL
17	8096-3065	4	CABLE SEAL, #18
18	8096-3061	1	WEATHERPAK TOWER
19	7738-3467	2	TOGGLE SWITCH, (single pole-single throw), (normally open)
20	7738-3470	3	TOGGLE SWITCH BOOT
21	8096-3181	1	TOGGLE SWITCH, (single pole-single throw), (normally closed)
22	9103-3317	1	IGNITION START SWITCH
23	7736-3192	5	DASH LIGHT SOCKET
24	7736-3195	5	BULB
25	7736-3355	4	YELLOW LENS
26	7736-3351	1	CONTROL BOX DECAL
27	7736-1161	1	CONTROL BOX
28	7736-3196	1	RED LENS
29	7736-3353	1	THROTTLE SWITCH DECAL
30	7736-3352	1	WARNING LIGHT DECAL
31	8688-3071	2	CIRCUIT BREAKER, 10 AMP

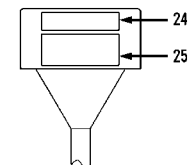
Item	Part No.	Qty.	Description Of Part
	7734-5006	1	TOOL KIT, (includes all items)
	8504-1300	1	GREASE GUN
	8504-1302	2	GREASE CARTRIDGE
	8504-1301	1	HOSE & COUPLING
	8504-1356	1	BOX WRENCH, 1-7/8
	7713-3089	1	MINI-CHECK COUPLING
	7713-3258	1	ADAPTER
	7713-3259	1	HIGH PRESSURE HOSE
	7713-3263	1	PRESSURE GAUGE, (6000 PSI)
	1440-2466	1	LOCTITE SEALANT, 50CC, (PURPLE 222)
	9020-1617	1	TRANSMISSION FILTER
	8582-1020	1	SOCKET, (for ROLLER ADJUSTMENT)
	8664-1304	1	OPEN GEAR LUBE
	8664-1305	1	GEAR LUBE GUN
	8859-1507	5	O-RING
	8859-1508	10	O-RING
	8859-1509	10	O-RING
	8859-1510	5	O-RING



UPPER CONTROL BOX

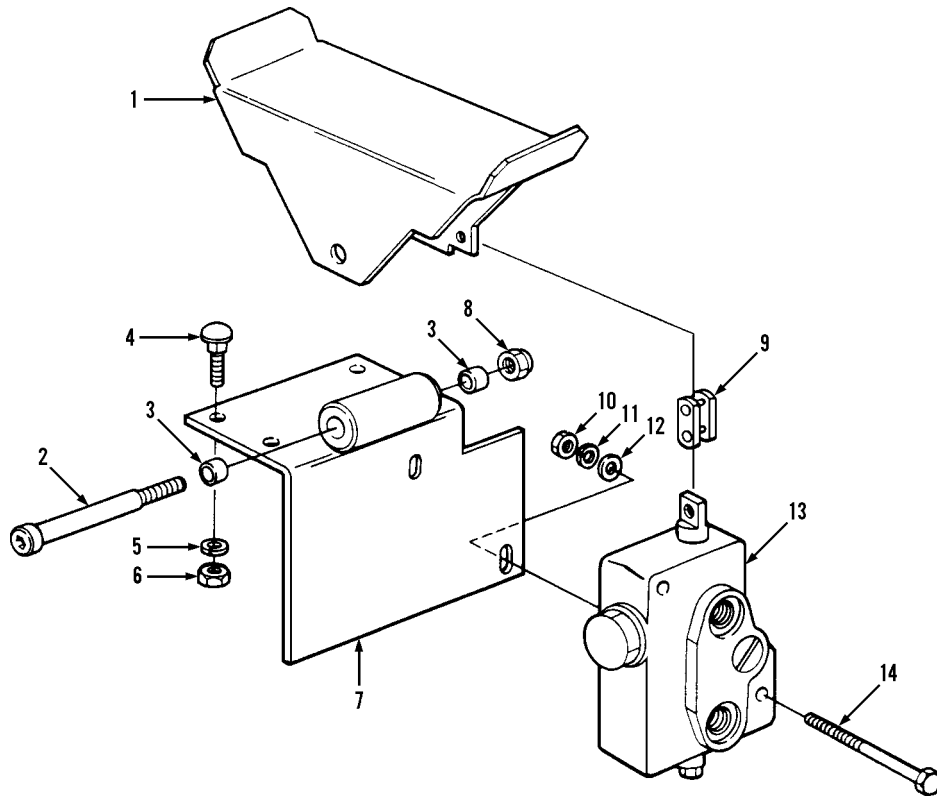


VIEW B - B

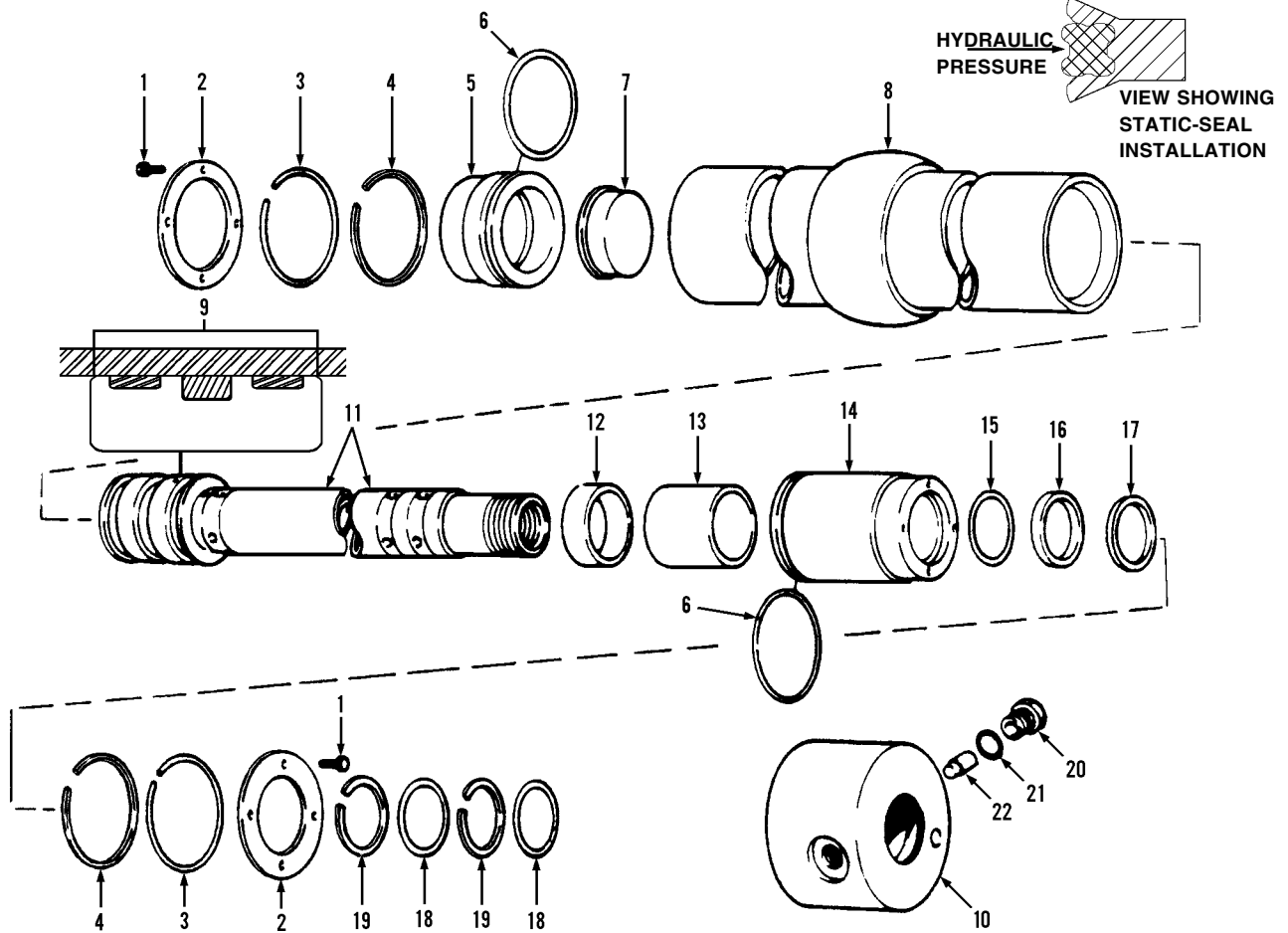


JOYSTICK COLUMN
(looking forward)

Item	Part No.	Qty.	Description Of Part	Item	Part No.	Qty.	Description Of Part
1	8060-3037	4	WARNING DECAL	18		Ref	TOOL KIT, (see page UP3-9 for details)
2	7738-3322	4	CLAMP BOLT TORQUE DECAL	19	8060-3036	2	WARNING DECAL
3	7733-3066	1	LIFT CAPACITY CHART, (4X2 only)	20	8060-3029	1	METAL DOT, (locate to align w/rubber door stop)
	7733-3069	1	LIFT CAPACITY CHART, (4X4 only)	21	7733-3027	1	GRADALL U.S.A. DECAL
4	7739-3002	1	OPERATING NAMEPLATE, (standard)	22	7739-3003	1	UPPER REMOTE LABEL
	7739-3004	1	OPERATING NAMEPLATE, (SAE)	23	9108-3492	1	OIL WARNING DECAL, (inside cover)
	7739-3005	1	OPERATING NAMEPLATE, (J. Deer)	24	7733-3029	1	OPERATING DECAL, (standard)
5	8360-1011	3	ACCIDENT PREVENTION DECAL		7738-3887	1	OPERATING DECAL, (SAE)
6	7738-5031	1	BOOM TIE DOWN ASSY, (includes items 7, 8, & 9)		7733-3321	1	OPERATING DECAL, (J. Deer)
7	8562-1047	1	TURN BUCKLE	25	7733-3070	1	BOOM OPERATION DECAL
8	8362-1026	3	COLD SHUT LINK	26	8026-3054	1	MIRROR
9	8368-3286	2	CHAIN	27	8026-3052	1	MIRROR MOUNT
10	7733-3051	3	MODEL DECAL, (standard)	28	8820-1035	1	HEX HD CAPSCREW, 3/8-16X1, GR5
	7733-3005	3	MODEL DECAL, (special)	29	8852-1306	1	HEX LOCKNUT, 3/8-16
11	7733-3054	2	MODEL DECAL, (standard)	30	8856-1109	1	FLAT WASHER, 3/8
	7733-3034	2	MODEL DECAL, (special)	31	8321-1037	1	MANUAL DECAL
12	8090-3017	1	WARNING DECAL	32	7733-3001	1	LUBRICATION CHART
13	8060-3039	4	WARNING DECAL	33	7733-3047	1	SERIAL PLATE
14	7733-3004	1	ACCIDENT PREVENTION DECAL	34	8834-1012	4	DRIVE SCREW, #4X5/16
15	9114-3358	1	WARNING DECAL, (inside tool box above heater exhaust, if so equipped)	35	8026-3051	1	MIRROR MOUNT
16	8060-3038	2	WARNING DECAL	36	8026-3053	1	MIRROR
17	8091-3031	2	GRADALL DECAL, (standard)	37	8097-3025	2	WHIZ-LOK BOLT, 3/8-16X1
	8364-1673	2	GRADALL DECAL, (special)	38	7714-3015	2	WHIZ-LOK NUT, 3/8-16
				39	8660-1002	2	STICK-ON REFLECTOR

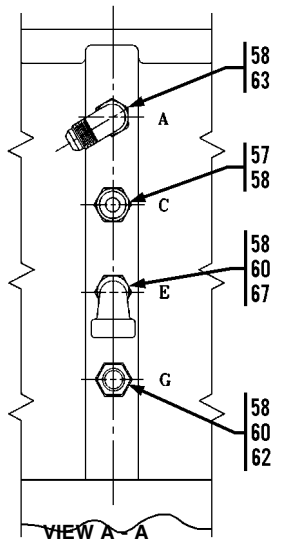
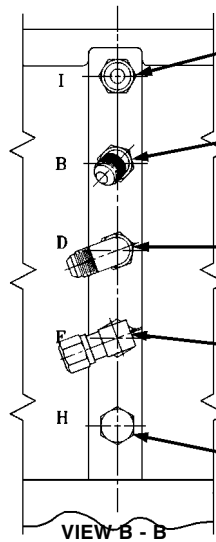
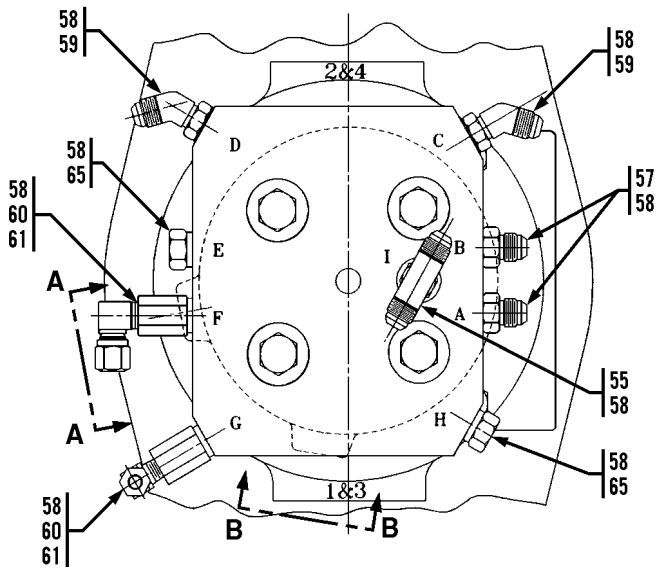
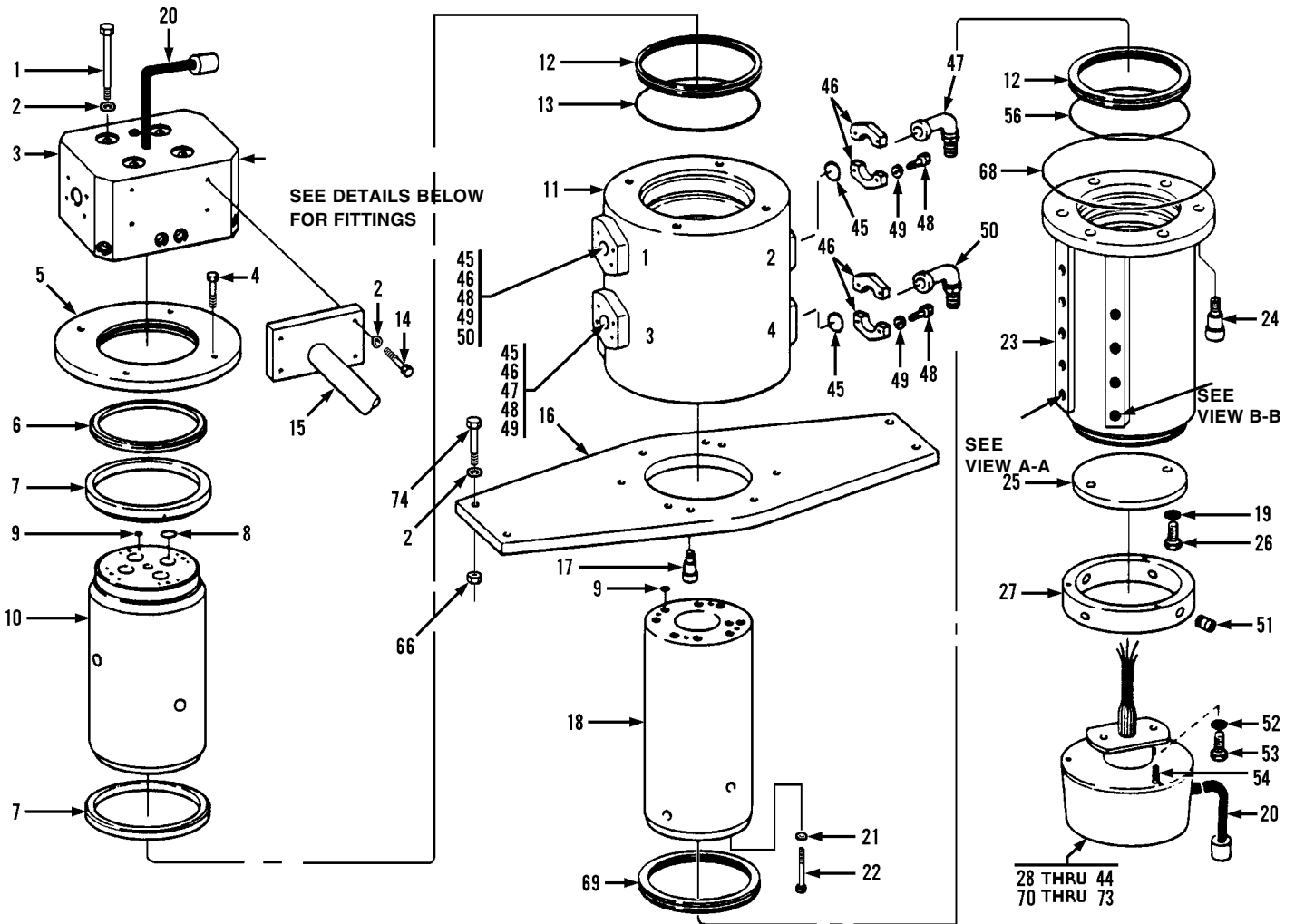


Item	Part No.	Qty.	Description Of Part
1	7736-1159	1	FOOT PEDAL
2	8825-1029	1	SOCKET HD SHOULDER SCREW, 3/8X3, (5/16-18 THREAD)
3	8343-1013	2	NYLON BEARING
4	8841-1062	4	ROUND CARRIAGE BOLT, 3/8-16X1
5	8855-1011	4	LOCK WASHER, 3/8
6	8850-1006	4	HEX NUT, 3/8-16
7	7736-6009	1	VALVE BRACKET
8	8852-1305	1	HEX LOCKNUT, 5/16-18
9	8877-1104	1	CONNECTING LINK
10	8850-1004	2	HEX NUT, 1/4-20
11	8855-1009	2	LOCK WASHER, 1/4
12	8856-1107	2	FLAT WASHER, 1/4
13		Ref	DIRECTIONAL CONTROL VALVE ASSY, (see page UP4-4 for details)
14	8820-1009	2	HEX HD CAPSCREW, 1/4-20X2, GR5

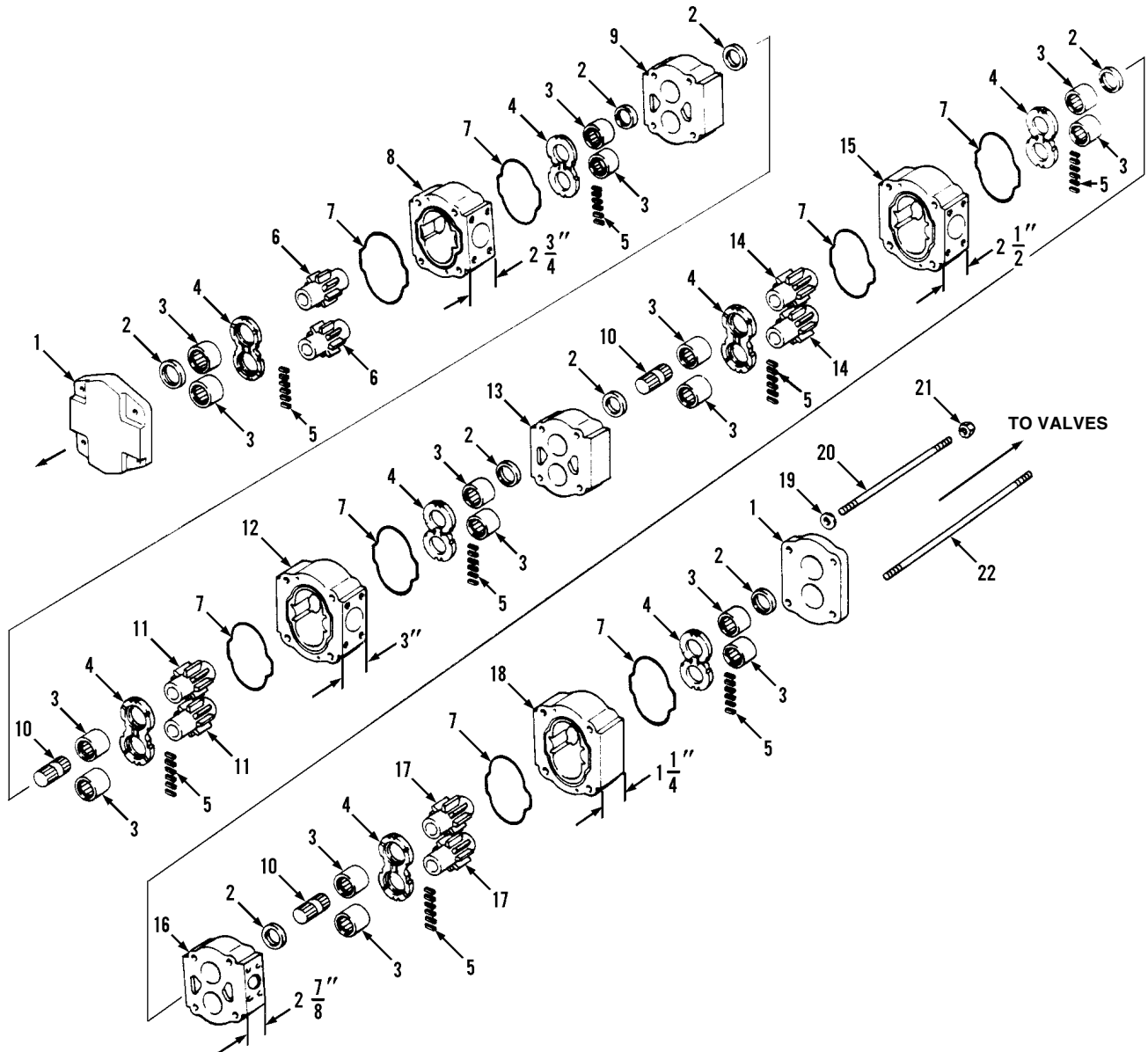


Item	Part No.	Qty.	Description Of Part	Item	Part No.	Qty.	Description Of Part
	8000-5056	1	BOOM CYLINDER ASSY, (includes all items)	10	8000-1633	1	GLAND
	8000-3529	AR	BOOM CYLINDER KIT, (includes items 6, 9, 13, 15, 16, 17, 18, & 19)	11	8000-6053	1	PISTON ROD WELDMENT
1	8320-1132	8	HEX HD CAPSCREW, 1/4-20X1/2, GR8, SELF-LOCKING, (nylok)	12	8000-3381	1	CUSHION BEARING, (graphite)
2	8000-1123	2	HEAD RETAINING PLATE	13	8000-3227	1	ROD BEARING, (plastic)
3	8000-3152	2	NEOPRENE CORD, (13" long)	14	8000-1631	1	CYLINDER HEAD
4	8000-3065	2	RETAINING RING	15	8000-3252	1	BUFFER SEAL
5	8000-1626	1	REAR CYLINDER HEAD	16	8000-3082	1	ROD SEAL
6	8000-3257	2	STATIC SEAL	17	8000-3337	1	ROD WIPER
7	8000-1196	1	CUSHION STOP	18	7736-3188	2	O-RING
8	8000-6005	1	CYLINDER TUBE WELDMENT	19	7736-3185	2	BACK-UP RING
9	8000-3536	1	PISTON PACKING SET	20	8866-2179	1	HEX HD PLUG, (includes item 21)
				21	8859-1209	1	O-RING
				22	7736-1122	1	LOCK PIN

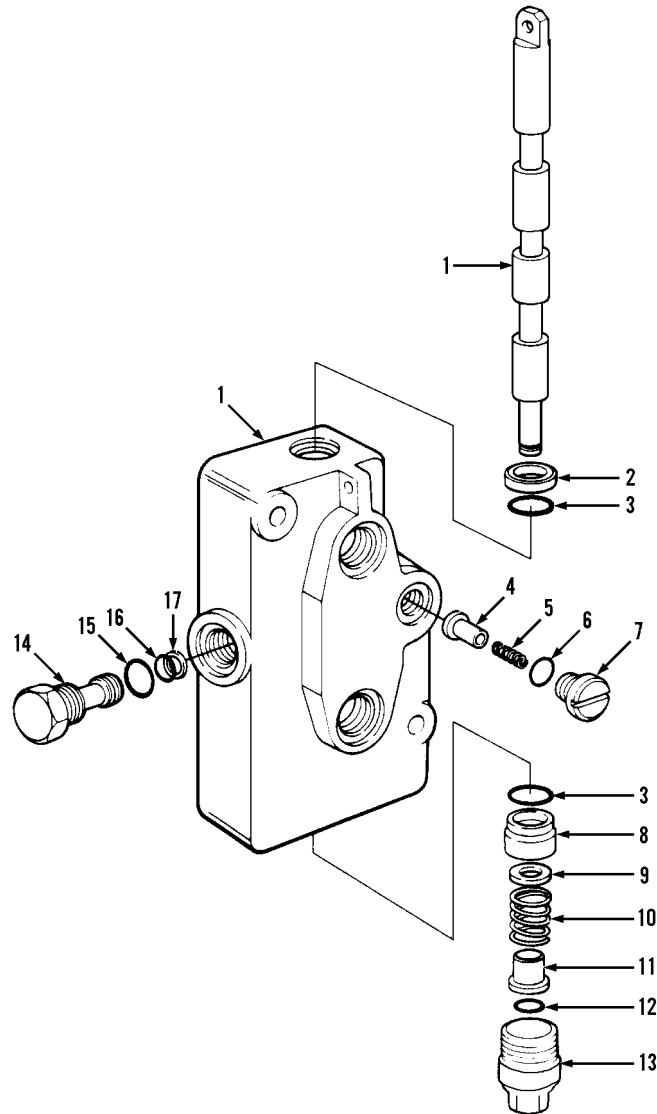
* - Changed inclusion note for Boom Cylinder Kit.



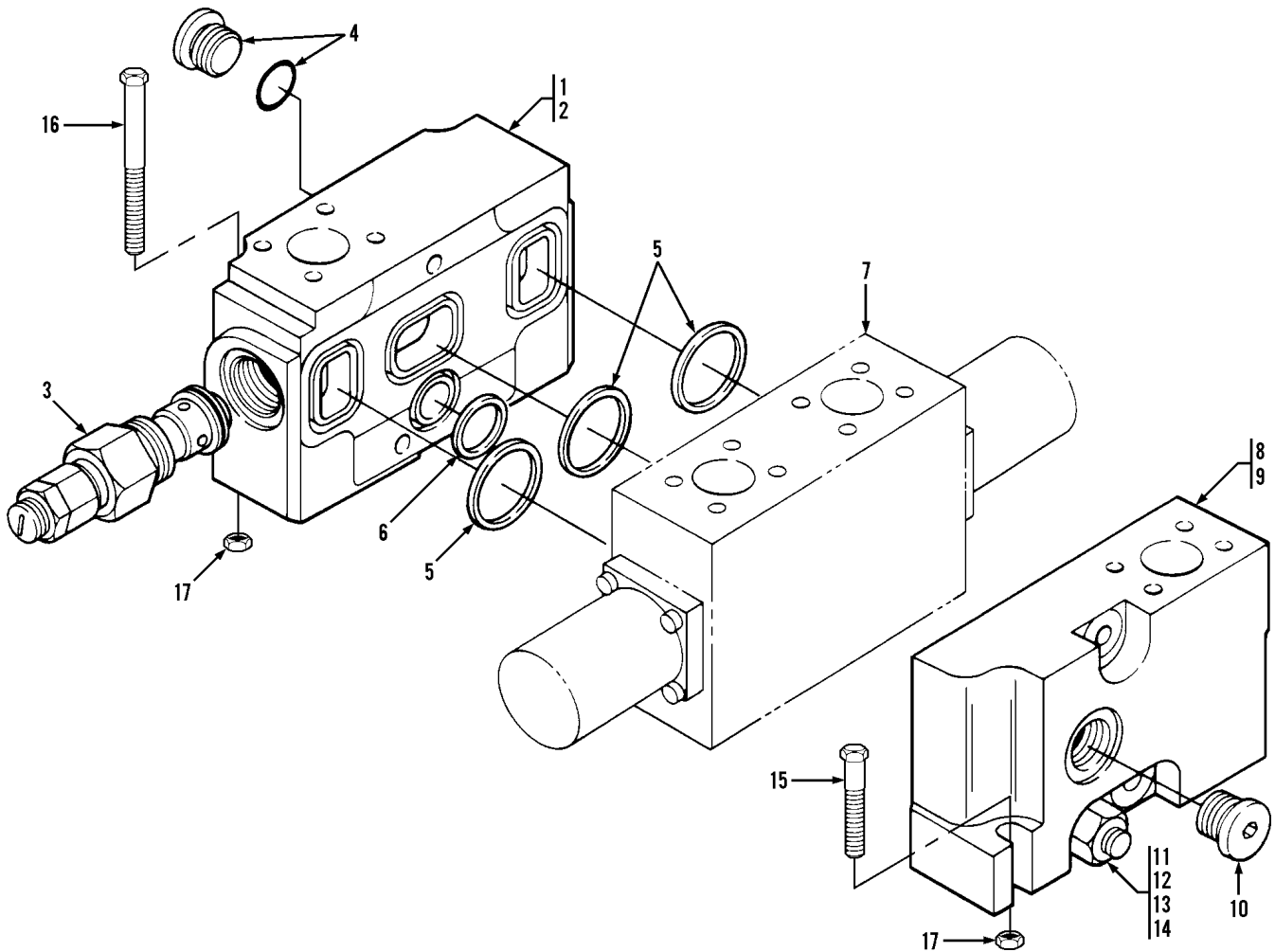
Item	Part No.	Qty.	Description Of Part	Item	Part No.	Qty.	Description Of Part
	7736-5072	1	CENTER PIN ASSY, (includes all items except items 14, 15 and eight pieces of item 2)	34	7736-4326	1	ROUNDBASE CASTING
	7736-5069	1	SERVICE REPAIR KIT, (includes items 6, 8, 9, 12, 13, 56, 68 & 69)	35	7736-4348	2	BRUSH STUD
1	8820-1315	4	HEX HD CAPSCREW, 1/2-13X5, GR5	36	7736-4346	2	HEX LOCKNUT, 5/16-18, (ny-lok)
2	8855-1013	12	LOCKWASHER, 1/2	37	7736-4347	3	SEALING WASHER, (neoprene back)
3	7736-1017	1	INLET MANIFOLD	38	7736-4330	1	NYLON BEARING, (0.63 long)
4	8320-1019	4	HEX HD CAPSCREW	39	7736-4349	1	CENTER HARNESS
5	7736-1046	1	BEARING CAP	40	7736-4350	1	BRUSH HARNESS
6	8454-1115	1	WIPER RING	41	7736-4351	1	MOUNTING TUBE
7	8454-1056	2	BEARING, (install bearings with their chamfer facing each other)	42	7736-4352	1	COVER
8	7736-1020	4	O-RING	43	7736-4353	1	RUB DISK
9	8859-1009	18	O-RING	44	7736-4336	1	SHAFT SEAL
10	7736-1011	1	UPPER CENTER PIN	45	8366-1304	4	SQUARE RING SEAL
11	7736-1010	1	UPPER CENTER PIN GLAND	46	8471-1333	8	FLANGE HALF
12	8454-1054	4	SLIPPER SEAL, (bottom)	47	8661-1041	2	ADAPTER, 90 DEGREES
13	8859-1128	5	O-RING	48	8820-1036	16	HEX HD CAPSCREW, 3/8-16X1-1/4, GR5
14	8820-1066	4	HEX HD CAPSCREW, 1/2-13X1-1/4, GR5	49	8855-1011	16	LOCKWASHER, 3/8
15	7736-6005	1	STABILIZER WELDMENT	50	8366-1059	2	ADAPTER, 90 DEGREES
16	7736-1143	1	MOUNTING PLATE	51	8822-1800	4	SOCKET SET SCREW, 1/4-20X1/2, (flat point)
17	8821-1040	2	SOCKET HD CAPSCREW, 1/4-20X3/4, GR8	52	8856-1109	2	FLAT WASHER, 3/8
18	7736-1142	1	LOWER CENTER PIN	53	8820-1036	2	HEX HD CAPSCREW, 3/8-16X1-1/4, GR5
19	8856-1109	2	FLAT WASHER, 3/8	54	8820-1034	3	HEX HD CAPSCREW, 3/8-16X7/8, GR5
20		AR	LOOM, 1/2 O.D.	55	8866-2152	1	BRANCH TEE, (includes item 58)
21	8855-1107	4	LOCKWASHER, 3/8	56	8859-1126	10	O-RING
22	8821-1084	4	SOCKET HD CAPSCREW, 3/8-16X5, GR8	57	8866-2005	4	CONNECTOR, (includes item 58)
23	7736-1013	1	LOWER CENTER PIN GLAND	58	8859-1204	18	O-RING
24	8825-1036	6	SOCKET HD SHOULDER SCREW, 1/2X3/4, (3/8-16 thread)	59	8866-2084	3	ELBOW, 45 DEGREES, (includes item 58)
25	7736-1086	1	CAP	60	8656-1326	5	ADAPTER, (includes item 58)
26	8820-1036	2	HEX HD CAPSCREW, 3/8-16X1-1/4, GR5	61	8367-1138	2	TUBE FITTING, 90 DEGREES
27	7736-1044	1	ADAPTER	62	8688-3047	1	TUBE FITTING, 3/8
28	7736-3354	1	SLIP RING ASSY, (includes items 29 thru 44)	63	8866-2064	2	ELBOW, 90 DEGREES, (includes item 58)
29	7736-4321	6	BRUSH & HOLDER ASSY, (pair), (yellow, 15 amp)	64	8688-3046	2	TUBE FITTING, 90 DEGREES
30	7736-4322	1	BRUSH & HOLDER ASSY, (pair), (black, 45 amp)	65	8866-2174	3	HEX HD PLUG, (includes item 58)
31	7736-4344	1	CORE BASE ASSY	66	8850-1008	4	HEX NUT, 1/2-13
32	7736-4345	1	ACORN NUT, 5/16-18	67	8871-2080	1	STREET ELBOW, 90 DEGREES, 1/4
33	7736-4325	1	OUTBOARD BEARING	68	8859-1072	1	O-RING
				69	7736-3339	11	SLIPPER SEAL, (top)
				70	7736-4354	1	HEX HD CAPSCREW
				71	7736-4355	2	HEX JAM NUT, 5/16-18
				72	7736-4356	2	FLAT WASHER, 5/16-18
				73	7736-4357	2	SET COLLAR
				74	8820-1070	4	HEX HD CAPSCREW, 1/2-13X2-1/4, GR5



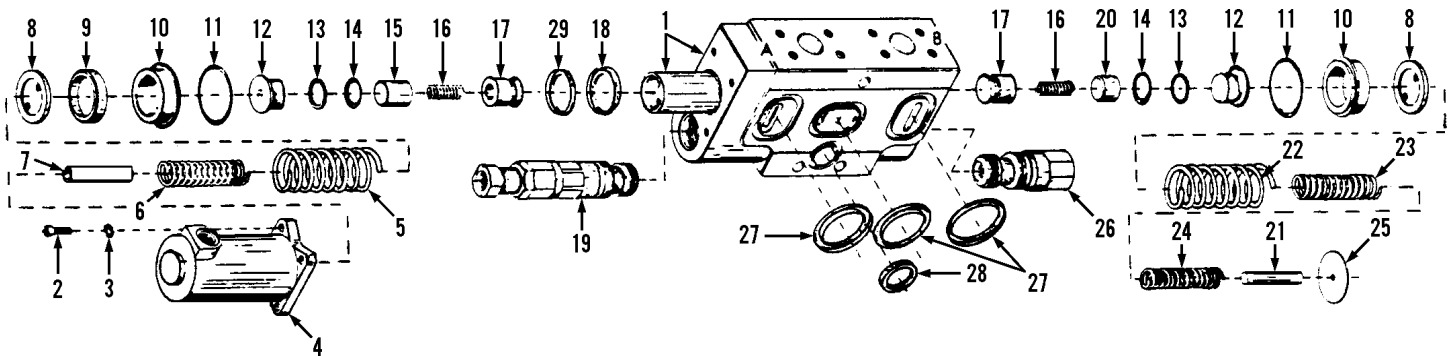
Item	Part No.	Qty.	Description Of Part	Item	Part No.	Qty.	Description Of Part
	7736-3004	1	FLOW DIVIDER ASSY, (includes all items)	11	7736-4038	1	GEAR SET
1	8664-1048	2	PORT END COVER	12	7736-4039	1	GEAR HOUSING
2	8664-1047	8	RING SEAL	13	7736-4040	1	BEARING CARRIER
3	8664-1046	16	ROLLER BEARING	14	8367-1017	1	GEAR SET
4	8664-1044	8	THRUST PLATE	15	7736-4041	1	GEAR HOUSING
5	7736-4034	48	POCKET SEAL	16	7736-4042	1	BEARING CARRIER
6	7736-4035	1	GEAR SET	17	7736-4043	1	GEAR SET
7	8664-1043	8	GASKET SEAL	18	7736-4044	1	GEAR HOUSING
8	7736-4036	1	GEAR HOUSING	19	7713-4044	8	FLAT WASHER
9	7736-4037	1	BEARING CARRIER	20	7736-4045	2	STUD
10	8667-1057	3	CONNECTING SHAFT	21	7713-4046	8	HEX NUT
				22	7736-4046	2	STUD



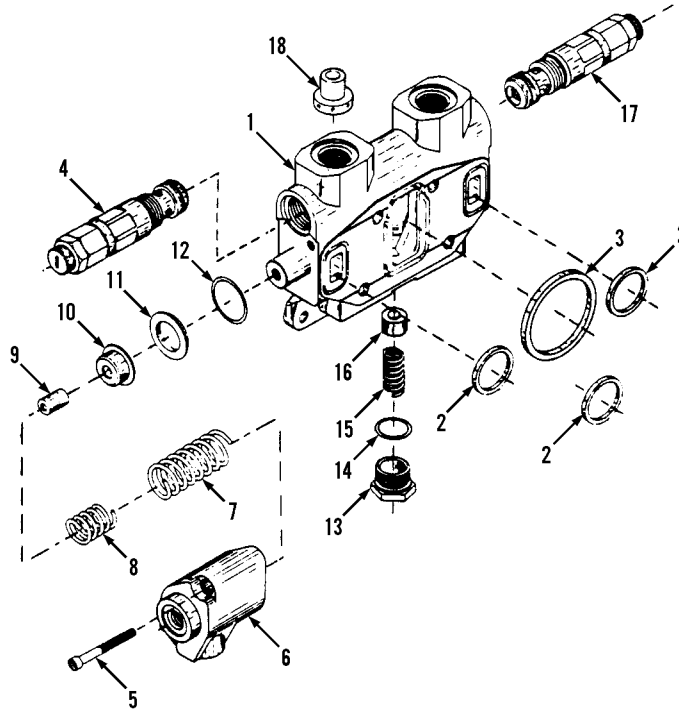
Item	Part No.	Qty.	Description Of Part	Item	Part No.	Qty.	Description Of Part
1	7736-3143	1	DIRECTIONAL CONTROL VALVE ASSY, (includes all items)	10	7736-4185	1	SPRING
	7736-4179	1	SEAL REPAIR KIT, (includes items 2, 3, 6, 12, 15, 16, 17)	11	7736-4186	1	SPACER
		1	BODY & SPOOL ASSY, (Not sold separately, Order P/N 7736-3143)	12		1	RETAINING RING
		1		13	7736-4187	1	CAP ASSY, (lubricate and torque to 20-25 ft. lbs.)
2		1	WIPER SEAL	14	7736-4188	1	PLUG ASSY, (includes items 15, 16, 17)
3		2	O-RING	15		1	O-RING
4	7736-4180	1	PLUNGER	16		1	O-RING
5	7736-4181	1	SPRING	17		1	BACKUP WASHER
6		1	O-RING				NOTE: ONLY ITEMS WITH PART NUMBERS ARE AVAILABLE FOR SERVICE.
7	7736-4182	1	PLUG ASSY, (includes item 6)				
8	7736-4183	1	BUSHING				
9	7736-4184	1	WASHER				



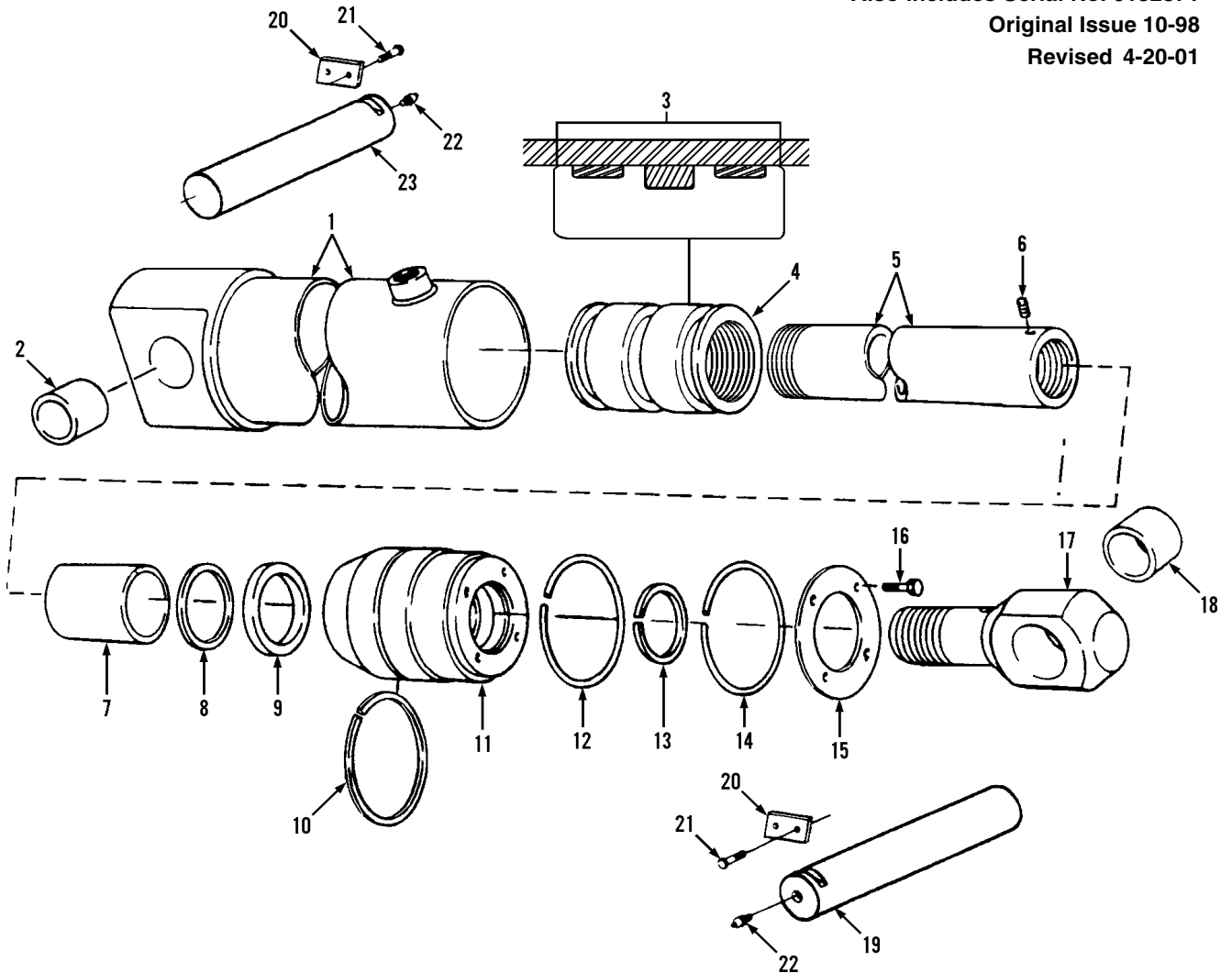
Item	Part No.	Qty.	Description Of Part	Item	Part No.	Qty.	Description Of Part
	7736-3163	1	BOOMCONTROL VALVE ASSY, (includes all items on page UP4-5, except items 15 thru 17 and all items on page UP4-6)	5		3	SQUARE SECTION SEAL
	7736-4219	1	RELIEF VALVE SEAL KIT, (kit contains back up rings & o-ring for relief valves item 3 on page UP4-5 & item 19 on page UP4-6. Also in the kit are o-rings for plugs item 4 & 10 and o-rings & back up ring for anti-cavitation check valve, item 26 on page UP4-6)	6		1	SQUARE SECTION SEAL
	7736-4220	1	SECTION SEAL KIT, (includes items 5 & 6 on page UP4-5 and items 27 & 28 on page UP4-6)	7		Ref	BOOM VALVE SECTION ASSY, (see page UP4-6 for details)
1	7736-4174	1	INLET SECTION ASSY, (includes items 2 thru 6)	8	8366-1283	1	OUTLET SECTION ASSY
2			1 INLET HOUSING	9	8366-4041	1	OUTLET HOUSING
3	7736-4221	1	RELIEF VALVE ASSY, (2100 PSI), (use 8366-4237 seal kit)	10		1	1 PLUG
4		1	PLUG	11	7736-4222	3	STUD ASSY, (includes items 12, 13, 14)
				12		3	STUD
				13	8366-4044	6	FLAT WASHER
				14	8367-4015	6	HEX NUT, (lubricate & torque to 900 in.lbs.)
				15	8820-1071	1	HEX HD CAPSCREW, 1/2-13X2-1/2, GR5
				16	8820-1318	2	HEX HD CAPSCREW, 1/2-13X6, GR5
				17	8850-1008	3	HEX NUT, 1/2-13
							NOTE: ONLY ITEMS WITH PART NUMBERS ARE AVAILABLE FOR SERVICE.



Item	Part No.	Qty.	Description Of Part	Item	Part No.	Qty.	Description Of Part
1	8366-1279	1	BOOM VALVE SECTION ASSY, (includes all items)	16	8366-4186	2	CHECK SPRING
	8366-4050	1	SEAL & SPRING KIT, (includes items 5, 6, 11, 13, 14, 16, 18, 22, 23, 24 & 29)	17	8366-4187	2	CHECK POPPET
		1	HOUSING & SPOOL ASSY, (not sold separately), (order P/N 8366-1279)	18	8366-4165	2	BACK-UP RING
2	8366-4155	8	CAPSCREW	19	8366-4052	1	RELIEF VALVE ASSY, (750 PSI), (use 8366-4234 seal kit)
3	8366-4156	8	LOCKWASHER	20	8366-4188	1	SPACER, ("B" port end)
4	8366-4051	2	END CAP	21	8366-4189	1	STROKE LIMITER
5	8366-4180	1	OUTER SPRING	22	8366-4190	1	OUTER SPRING
6	8366-4181	1	INNER SPRING	23	8366-4191	1	INTERMEDIATE SPRING
7	8366-4182	1	STROKE SLEEVE	24	8366-4192	1	INNER SPRING
8	8366-4183	2	SPRING RETAINER PLATE	25	8366-4193	1	SPRING RETAINER
9	8366-4184	1	SPACER	26	8366-4238	1	ANTI-CAVITATION CHECK, (use 8366-4240 seal kit)
10	8366-4161	2	SEAL RETAINER	27	7736-4249	3	SQUARE SECTION SEAL
11	8366-4162	2	O-RING	28	8366-4167	1	SQUARE SECTION SEAL
12	8366-4163	2	STRIPPER BOLT	29	8366-4249	2	BACK-UP RING (steel)
13	8366-4136	2	O-RING				NOTE: ITEMS 27 & 28 ARE INCLUDED IN SECTION SEAL KIT. SEE PAGE UP4-5.
14	8366-4164	2	BACK-UP RING				
15	8366-4185	1	SPACER, ("A" port end)				

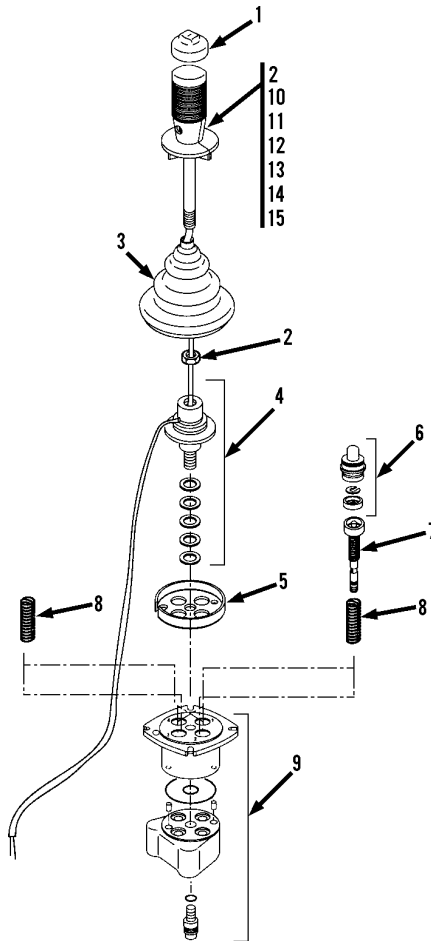


Item	Part No.	Qty.	Description Of Part	Item	Part No.	Qty.	Description Of Part
1	7736-4206		HOIST VALVE SECTION ASSY, (includes all items except item 18)	9	8366-4147	2	STROKE SLEEVE
	7736-4207	1	SEAL & SPRING KIT, (includes items 7, 8, 12, 14 & 15)	10	8366-4148	2	SPRING GUIDE
		1	VALVE HOUSING & SPOOL ASSY, (not sold separately, order P/N 7736-4206)	11	8366-4149	2	RETAINING PLATE
2	7736-4248	3	SQUARE SECTION SEAL	12	8366-4150	2	O-RING
3	7736-4249	1	SQUARE SECTION SEAL	13	8366-4151	1	CHECK CAP
4	7736-4208	1	RELIEF VALVE ASSY, (2800 PSI), (use 8366-4236 seal kit)	14	8366-3044	1	O-RING
5	8364-4144	4	CAPSCREW, (lubricate & torque to 175 in.lbs.)	15	8366-4152	1	SPRING
6	8366-4057	3	END CAP	16	8366-4153	1	CHECK POPPET
7	7736-4255	2	OUTER SPRING	17	7736-4209	1	RELIEF VALVE ASSY, (900 PSI), (use 8366-4236 seal kit)
8	7736-4256	2	INNER SPRING	18	7736-4257	1	RESTRICTION CHECK VALVE 5/16 DIAMETER, (in hoist up port)
				NOTE: ITEMS 2 & 3 ARE INCLUDED IN SECTION SEAL KIT. SEE PAGE UP4-14.			



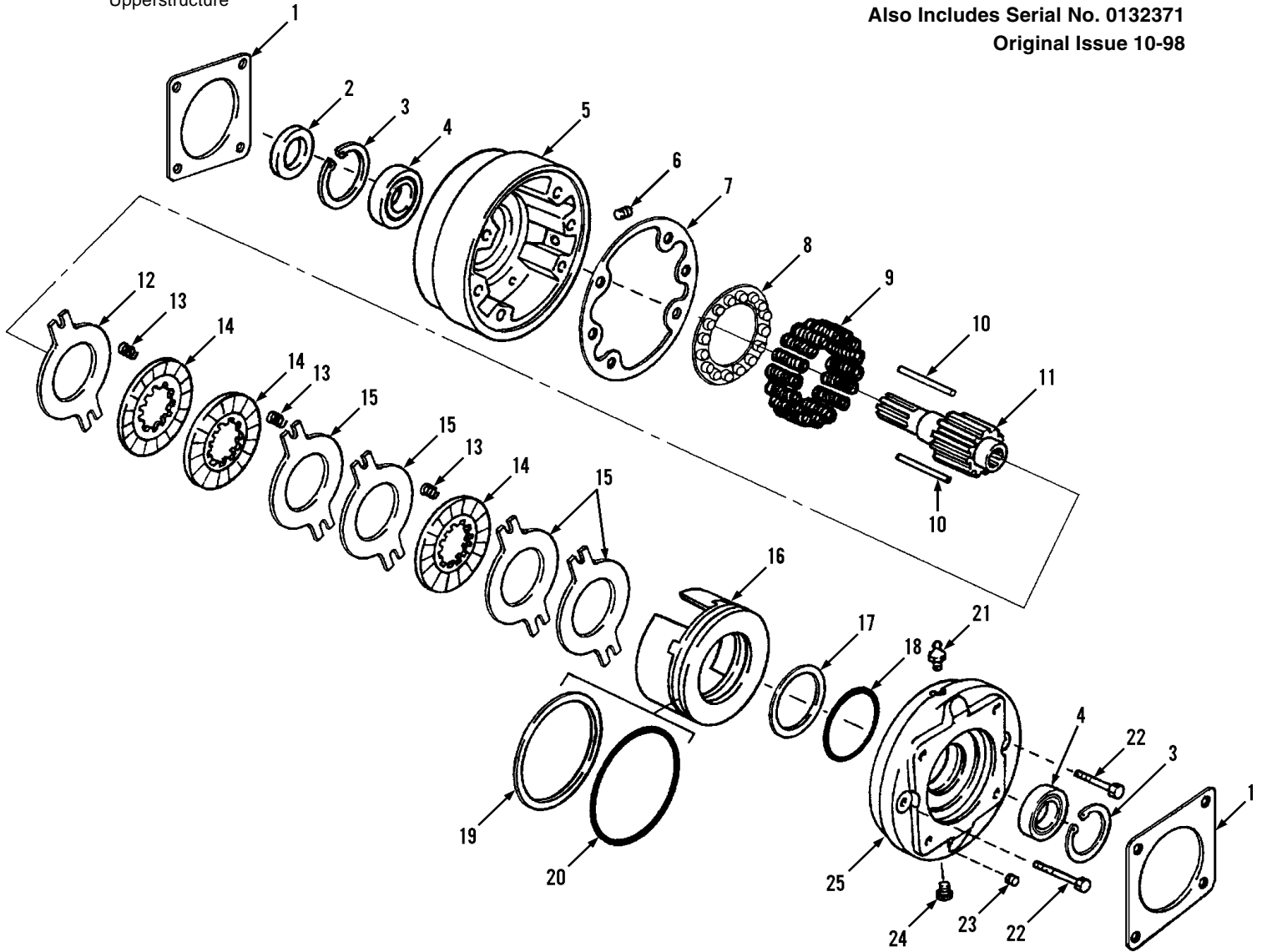
Item	Part No.	Qty.	Description Of Part	Item	Part No.	Qty.	Description Of Part
	8000-5057	1	HOIST CYLINDER ASSY, (includes items 1 thru 18)	18	7713-3003	1	BUSHING
	8000-3530	AR	PACKING KIT, (includes items 3, 7, 8, 9, 10 & 13)	19	7734-1035	1	PIN
1	8000-6006	1	CYLINDER TUBE WELDMENT	20	8664-1158	2	KEEPER
2	7713-3004	1	BUSHING	21	8820-1035	4	HEX HD CAPSCREW, 3/8-16X1, GR5
3	8000-3533	1	PISTON PACKING SET	22	8867-1001	2	LUBE FITTING, STRAIGHT, 1/8
4		1	PISTON	23	7734-1037	1	PIN
5	8000-5058	1	PISTON ROD ASSY, (includes item 4)				NOTE: WHEN (item 5), PISTON ROD AND/OR ROD EYE, (item 17), IS FURNISHED SEPARATELY, TWO HOLES MUST BE DRILLED & TAPPED FOR (item 6), HEX SOCKET SET SCREW. BE SURE ROD EYE IS PROPERLY TORQUED TO PISTON ROD BEFORE DRILLING. LUBRICATE & TORQUE TO 400-500 FT.LBS. NOTE: ONLY ITEMS WITH PART NUMBERS ARE AVAILABLE FOR SERVICE.
6	8822-1386	2	HEX SOCKET SET SCREW, (half dog point), 3/8-16X1/2				
7	8000-3001	1	ROD BEARING				
8	7736-3124	1	BUFFER SEAL				
9	8000-3081	1	ROD SEAL				
10	8000-3260	1	STATIC SEAL				
*11	8000-1627	1	CYLINDER HEAD				
12	8000-3062	1	RETAINING RING				
13	8000-3194	1	ROD WIPER				
14	8000-3152	1	NEOPRENE CORD, (20" long)				
15	8000-1124	1	HEAD RETAINING PLATE				
16	8320-1034	4	HEX HD CAPSCREW, 3/8-16X3/4, GR8, SELF-LOCKING, (nylok)				
17	8000-1107	1	RODEYE				

* - Changed part number on item 11.

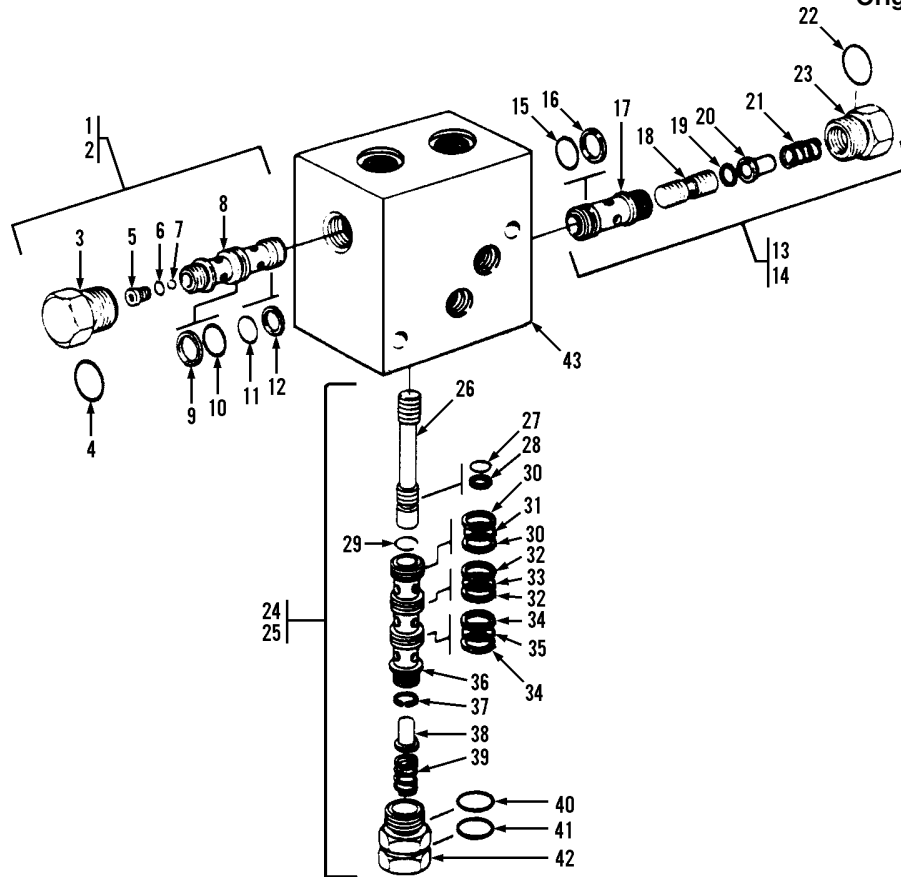


Item	Part No.	Qty.	Description Of Part
	7736-3285	1	JOYSTICK ASSY, L.H., HOIST & TOOL, (includes all items)
	7736-3286	1	JOYSTICK ASSY, R.H., BOOM & SWING, (includes all items)
1	8093-4228	1	CAP
*2	80934656	1	HANDLE GRIP KIT, (includes items 10 thru 15)
3	8093-4241	1	BOOT
4	8026-4140	1	STRAIGHT LEVER KIT
5	9130-4026	1	RETAINING PLATE
6	8093-4659	2	PLUNGER & GUIDE CURVE KIT
7	7736-4364	4	REGULATING KIT, L.H.
	7736-4365	4	REGULATING KIT, R.H.
8	8093-4259	1	RETURN SPRING
9	9140-4326	1	SEAL KIT
10	9130-4023	2	ROUND HD MACHINE SCREW, M4X12
11	8093-4233	3	ROUND HD MACHNE SCREW, M4X12
12	8093-4234	1	ROUND HD MACHINE SCREW, M5X10
13	8093-4235	1	EXTERNAL STARWASHER
14	8093-4236	4	FLAT WASHER, M4
15	8093-4240	3	HEX LOCKNUT

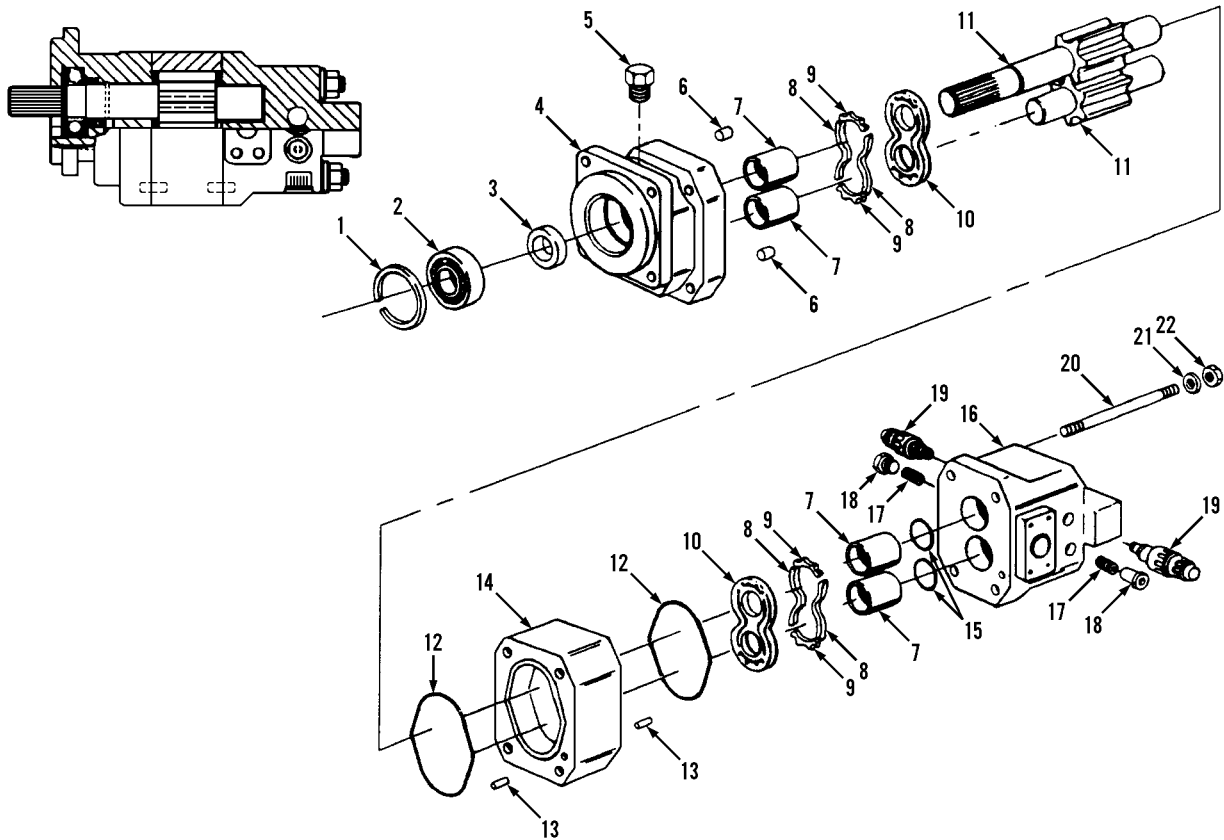
* - Changed part number on item 2.



Item	Part No.	Qty.	Description Of Part	Item	Part No.	Qty.	Description Of Part
	8094-3008	1	SWING BRAKE ASSY, (includes all items)	10	7734-4048	2	TORQUE PIN
	7734-4021	AR	BEARING KIT, (includes items 2, 3 & 4)	11	7734-4027	1	SPLINED SHAFT
	7734-4022	AR	O-RING KIT, (includes items 7, 17, 18, 19 & 20)	12	7734-4049	1	PRIMARY DISC
	7734-4045	AR	STACK KIT, (includes items 9, 10, 12, 13, 14 & 15)	13	8669-1296	6	COMPRESSION SPRING
1	8568-1076	2	GASKET	14	7734-4050	3	ROTATING DISC
2	7734-4044	1	OIL SEAL	15	7734-4051	4	STATIONARY DISC
3	8669-1290	2	RETAINING RING	16	7734-4028	1	PISTON
4	7734-4043	2	BALL BEARING	17	7713-4073	1	BACK-UP RING
5	7734-4024	1	HOUSING	18	7713-4074	1	O-RING
6	7734-4025	1	HEX SOCKET PLUG	19	7734-4052	1	BACK-UP RING
7	7734-4047	1	GASKET	20	7734-4053	1	O-RING
8	7734-4026	1	SPRING RETAINER	21	8669-3001	1	BLEEDER SCREW
9	7713-4212	11	COMPRESSION SPRING	22	8344-1316	2	HEX FLANGE SCREW
				23	7734-4030	1	HEX SOCKET PLUG
				24	7713-4220	1	PLUG
				25	7734-4029	1	POWER PLATE

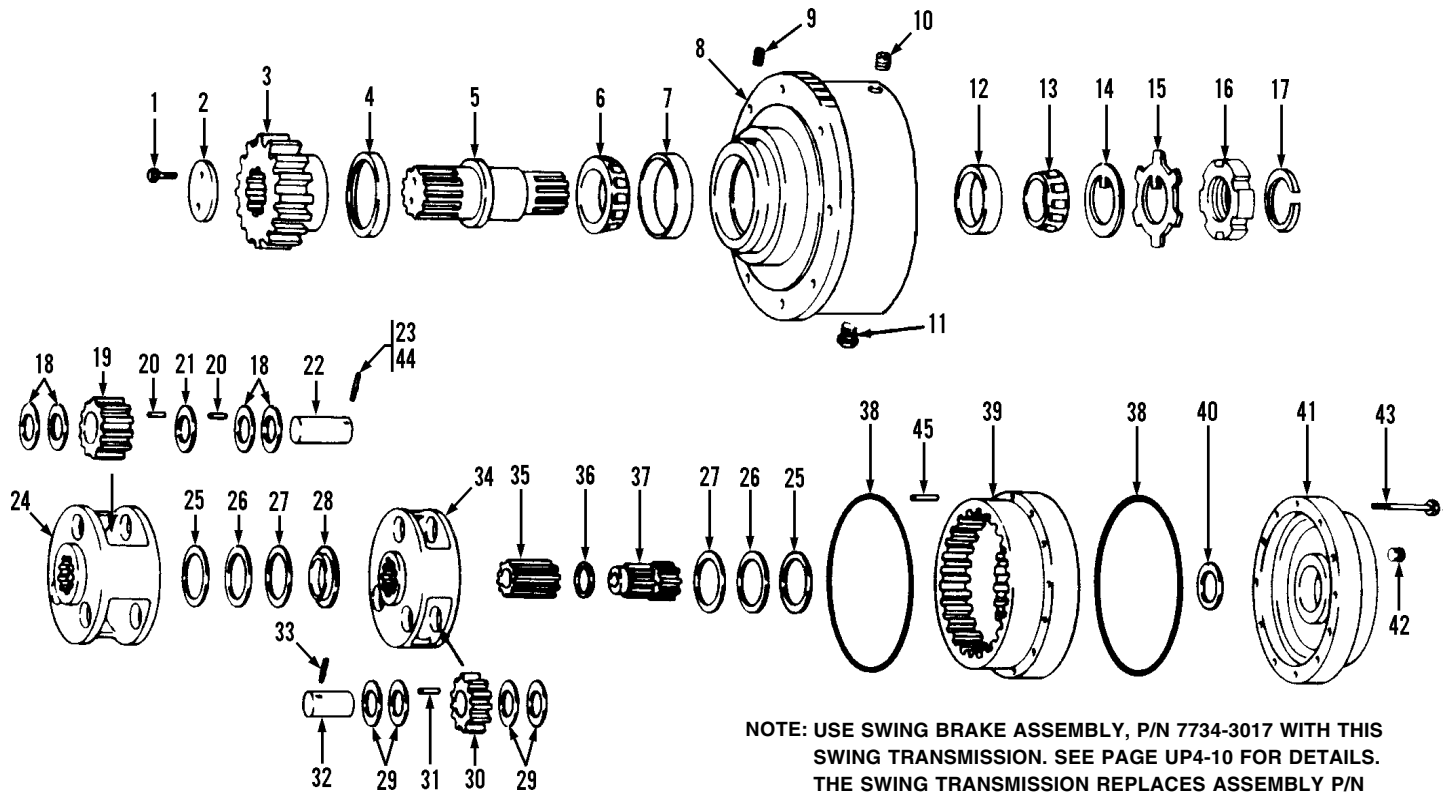


Item	Part No.	Qty.	Description Of Part	Item	Part No.	Qty.	Description Of Part
	8391-3002	1	SWING BRAKE RELEASE VALVE ASSY, (includes all items)	23		1	RETAINER
1	9020-6601	1	SHUTTLE VALVE ASSY, (includes items 3 thru 12)	24	8391-4004	1	DIRECTIONAL VALVE ASSY, (includes items 26 thru 42)
2	9104-4001	1	SHUTTLE VALVE SEAL KIT, (includes item 4, 6, 8, 10, 11 & 12)	25	7738-4264	1	DIRECTIONAL VALVE SEAL KIT, (includes items 27, 28, 30 thru 35, 40 & 41)
3		1	RETAINER	26		1	SPOOL
4		1	O-RING	27	7738-4414	1	O-RING
5		1	PLUG	28	7738-4415	1	BACK-UP WASHER
6		1	O-RING	29	7738-4416	1	SPRING WASHER
7		1	BALL	30		2	BACK-UP WASHER
8		1	CAGE	31		1	O-RING
9	7738-4419	1	BACK-UP WASHER	32		2	BACK-UP WASHER
10		1	O-RING	33		1	O-RING
11		1	O-RING	34		2	BACK-UP RING
12		1	BACK-UP WASHER	35		1	O-RING
13	7713-3186	1	FLOW REGULATOR ASSY, (includes items 15 thru 23)	36		1	CAGE
14	9104-4002	1	FLOW REGULATOR SEAL KIT, (includes items 15, 16 & 22)	37		1	SEALING RING
15		1	O-RING	38	7738-4418	1	SPRING GUIDE
16		1	BACK-UP WASHER	39		1	SPRING
17		1	CAGE	40		1	O-RING
18		1	SPOOL	41	7738-4422	1	O-RING
19	7738-4416	1	SPRING GUIDE	42	7738-4421	1	RETAINER
20		1	SPRING GUIDE	43		1	VALVE MANIFOLD
21		1	SPRING				NOTE: ONLY ITEMS WITH PART NUMBERS ARE AVAILABLE FOR SERVICE.
22		1	O-RING				



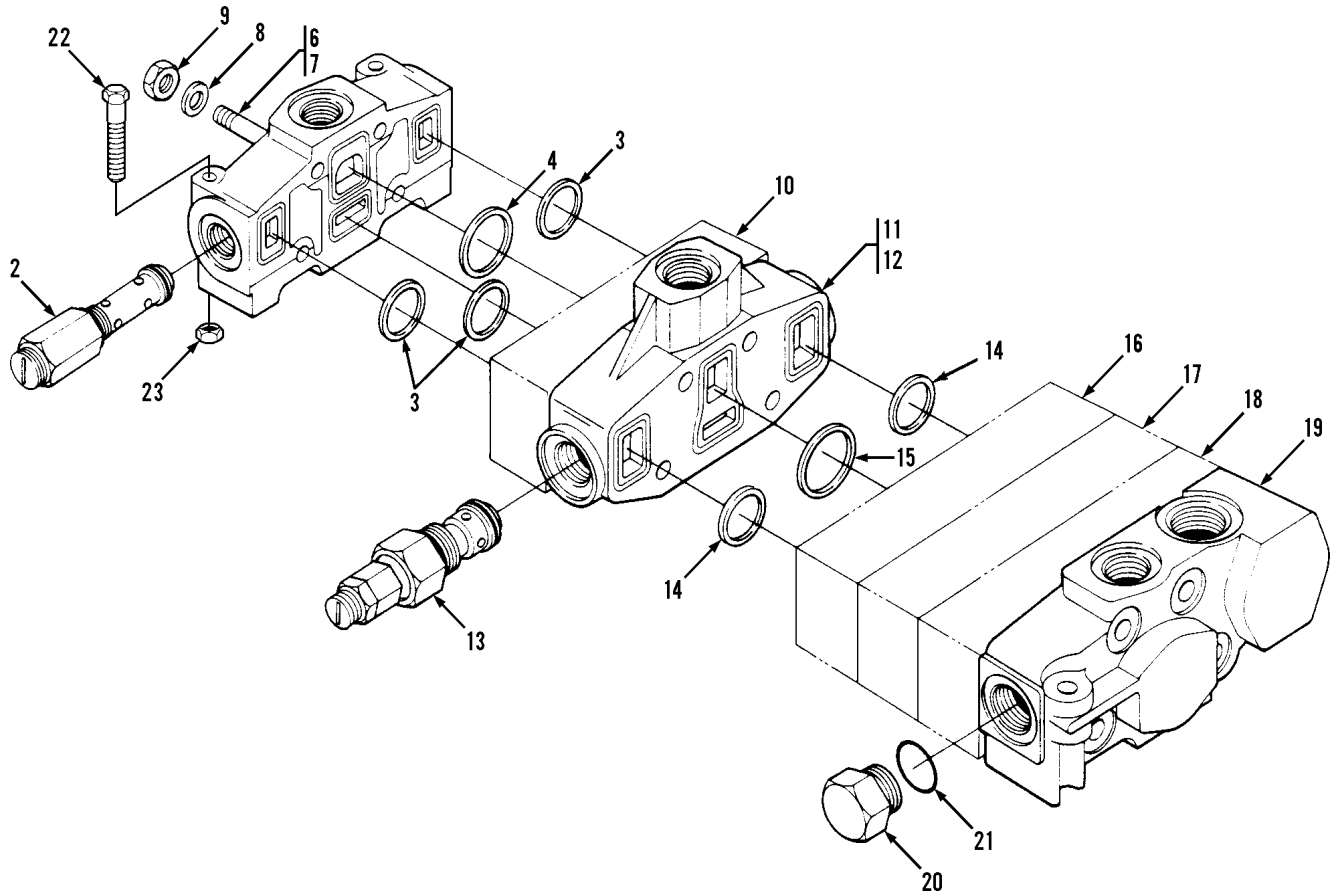
Item	Part No.	Qty.	Description Of Part	Item	Part No.	Qty.	Description Of Part
	7734-3083	1	SWING MOTOR ASSY, (includes all items)	12	8664-1043	2	GASKET SEAL
	8366-4061	1	SEAL KIT, (includes items 1, 3, 8, 9, 12 & 15)	13	8367-1037	4	DOWEL PIN
	8366-4062	1	SEAL & THRUST PLATE KIT, (includes items 1, 2, 3, 8, 9, 10 & 12)	14	7734-4001	1	GEAR HOUSING
1	8664-1051	1	SNAP RING	15	7734-4042	2	BACK-UP SEAL
2	7734-4032	1	SEAL RETAINER	16	7734-4054	1	PORT END COVER, (includes 2 of items 7, 17 & 18)
3	8664-1053	1	LIP SEAL	17	7713-4085	2	CHECK ASSY
4	8366-4063	1	SHAFT END COVER ASSY, (includes 2 of item 7)	18		2	PLUG
5	7734-4041	1	PLUG	*19	8366-4068	2	RELIEF VALVE ASSY, (2500 PSI), (use seal kit 8366-4355)
6	8507-5051	2	CHECK ASSY	20	7734-4040	4	STUD
7	8366-4064	4	BUSHING	21	7713-4044	4	WASHER
8	7734-4036	4	SIDE CHANNEL SEAL	22	7713-4046	4	HEX NUT
9	7734-4034	4	END CHANNEL SEAL				NOTE: ONLY ITEMS WITH PART NUMBERS ARE AVAILABLE FOR SERVICE.
10	7734-4038	2	THRUST PLATE				
11	8366-4065	1	GEAR SET & SHAFT				

* - Revised seal kit on item 19.



NOTE: USE SWING BRAKE ASSEMBLY, P/N 7734-3017 WITH THIS SWING TRANSMISSION. SEE PAGE UP4-10 FOR DETAILS. THE SWING TRANSMISSION REPLACES ASSEMBLY P/N 7734-3069, BUT REQUIRES MODIFICATION TO FRAME MOUNT HOLES. PLEASE CONTACT GRADALL PARTS CENTER IF PROBLEMS OCCUR.

Item	Part No.	Qty.	Description Of Part	Item	Part No.	Qty.	Description Of Part
1	7734-3082	1	SWING TRANSMISSION ASSY, (includes all items except items 1, 2 & 3)	22	8364-4011	3	PLANET SHAFT
	8320-1066	2	HEX HD CAPSCREW, 1/2-20X1-1/4, GR8, (NYLOK), (lubricate & torque to 75-85 ft.lbs.)	23	9020-2517	3	ROLL PIN
2	7714-1036	1	RETAINER PLATE	24	8364-4012	1	SECOND STAGE CARRIER
3	7734-1139	1	SWING PINION	25	9020-2542	2	THRUST WASHER, (thin)
4	7734-4004	1	OIL SEAL	26	9020-2543	2	THRUST BEARING
5	7734-4005	1	OUTPUT SHAFT	27	7714-4019	2	THRUST WASHER, (thick)
6	7734-4006	1	BEARING CONE	28	7714-4020	1	THRUST BEARING CARRIER
7	7734-4007	1	BEARING CUP	29	7714-4022	12	THRUST WASHER
8	8364-4010	1	HOUSING	30	7714-4023	3	PLANET GEAR
9	7714-4007	2	PIPE PLUG	31	7714-4024	57	NEEDLE ROLLER
10	7712-4007	1	PIPE PLUG	32	7714-4025	3	PLANET SHAFT
11	7714-4008	1	MAGNETIC PLUG	33	7714-4036	3	ROLL PIN
12	7714-4005	1	BEARING CUP	34	7714-4026	1	FIRST STAGE CARRIER
13	7714-4004	1	BEARING CONE	35	7734-4015	1	SECOND STAGE SUN GEAR
14	7734-4009	1	TANGED WASHER	36	7714-4028	1	THRUST WASHER
15	7734-4010	1	LOCKWASHER	37	7734-4016	1	INPUT GEAR
16	7734-4011	1	LOCKNUT	38	7712-4024	2	O-RING
17	7734-4012	1	RETAINING RING	39	7734-4017	1	RING GEAR
18	7714-4012	13	THRUST WASHER	40	7712-4027	1	THRUST WASHER
19	7734-4014	3	PLANET GEAR	41	7734-4018	1	COVER
20	7714-4014	108	NEEDLE ROLLER	42	7712-4007	1	PIPE PLUG
21	7714-4015	3	SPACER	43	7734-4019	24	BOLT
				44	8094-4033	3	SPRING PIN
				45	7734-4055	3	DOWEL PIN



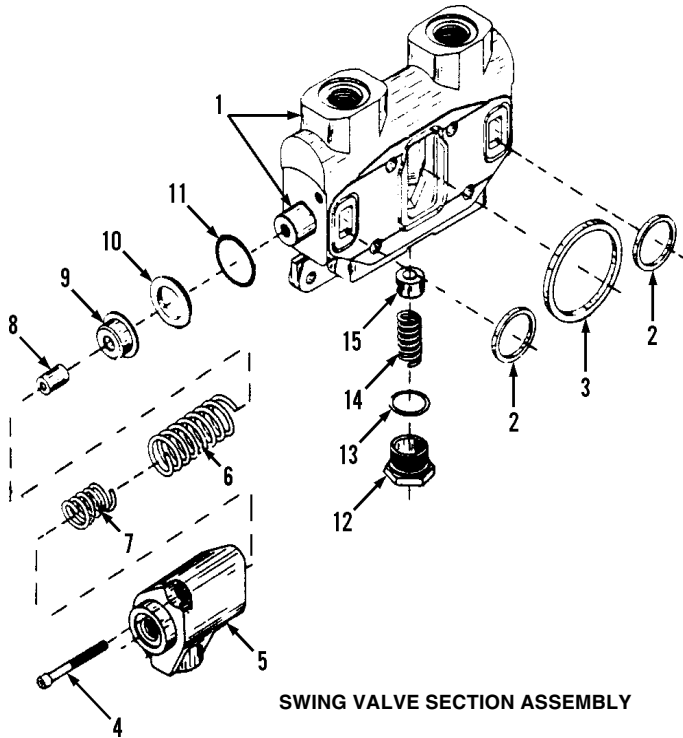
Item	Part No.	Qty.	Description Of Part	Item	Part No.	Qty.	Description Of Part
	7736-3215	1	HOIST, SWING, TILT & TOOL CONTROL VALVE ASSY, (includes all items on page UP4-7, UP4-14 except items 22 & 23, UP4-15 & UP4-18)	11	7736-4204	1	MID INLET SPLIT FLOW SECTION ASSY, (includes items 12 thru 15)
	7736-4199	1	RELIEF VALVE SEAL KIT, (kit contains back-up rings & o-rings for relief valves, items 4 & 17 on page UP4-7, items 2 & 13 on page UP4-14, item 4 on page UP4-15 & item 2 on page UP4-18)	12		1	VALVE HOUSING
	7736-4200	1	SECTION SEAL KIT, (kit contains square section seals to seal all valve sections together)	13	7736-4205	1	RELIEF VALVE ASSY, (2750 PSI), (use 8366-4003 seal kit)
1	7736-4201	1	INLET SECTION ASSY, (includes items 2 thru 5)	14	7736-4248	2	SQUARE SECTION SEAL
2	7736-4202	1	RELIEF VALVE ASSY, (3000 PSI), (use 8366-4003 seal kit)	15	7736-4250	1	SQUARE SECTION SEAL
3	7736-4248	3	SQUARE SECTION SEAL	16		Ref	SWING VALVE SECTION ASSY, (see page UP4-15 for details)
4	7736-4249	1	SQUARE SECTION SEAL	17		Ref	TILT VALVE SECTION ASSY, (see page UP4-18 for details)
5	7736-4127	1	INLET HOUSING	18		Ref	TOOL VALVE SECTION ASSY, (see page UP4-15 for details)
6	7736-4203	4	STUD ASSY, (includes items 7, 8 & 9)	19	8366-4123	1	OUTLET SECTION ASSY, (includes items 20 & 21)
7		4	STUD	20	8366-1252	1	PLUG
8	8366-4044	8	FLAT WASHER	21	8366-1251	1	GASKET
9	8367-4015	8	HEX NUT, (lubricate & torque to 900 in. lbs.)	22	8820-1078	3	HEX HD CAPSCREW, 1/2-13X4-1/2, GR5
10		Ref	HOIST VALVE SECTION ASSY, (see page UP4-7 for details)	23	8850-1008	3	HEX NUT, 1/2-13
				NOTE: ONLY ITEMS WITH PART NUMBERS ARE AVAILABLE FOR SERVICE.			

HYDRAULIC SYSTEM COMPONENTS
(7736-4210) Swing Valve Section Assembly
(7736-4217) Tool Valve Section Assembly

Starting Serial No. 0134371

Also Includes Serial No. 0132371

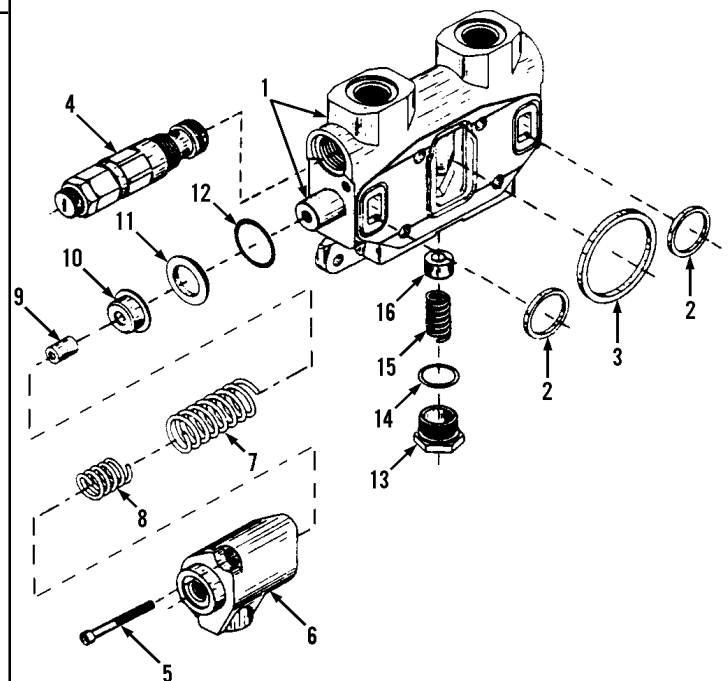
Original Issue 10-98



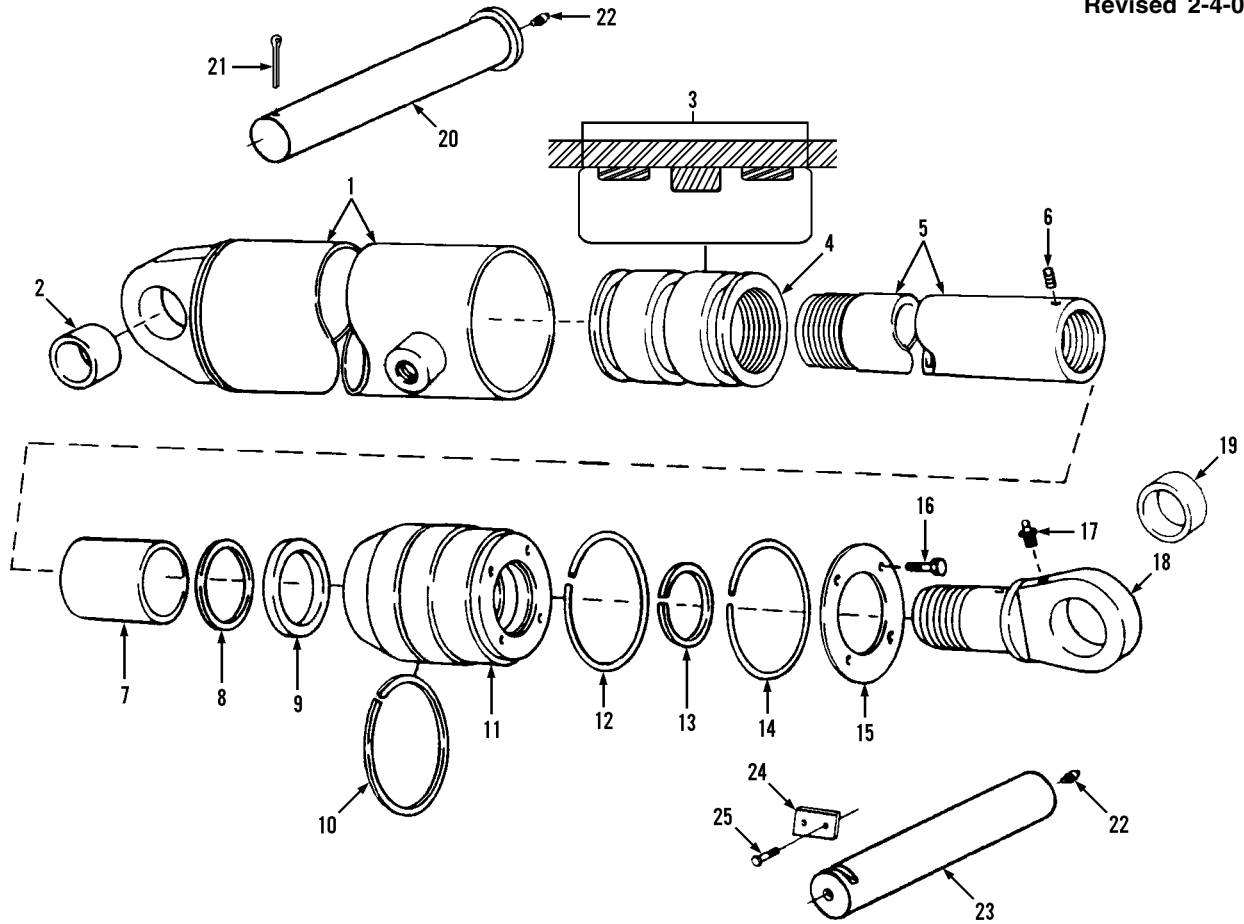
SWING VALVE SECTION ASSEMBLY

Item	Part No.	Qty.	Description Of Part	
1	7736-4210	1	SWING VALVE SECTION ASSY, (includes all items)	
	7736-4211	1	SEAL & SPRING KIT, (includes items 6, 7, 11, 13 & 14)	
		1	VALVE HOUSING & SPOOL ASSY, (not sold separately, order P/N 7736-4210)	
	2	7736-4248	2	SQUARE SECTION SEAL
	3	7736-4250	1	SQUARE SECTION SEAL
	4	8366-4144	4	CAPSCREW, (lubricate & torque to 175 in.lbs.)
	5	8366-4057	2	END CAP
	6	8366-4145	2	OUTER SPRING
	7	8366-4146	2	INNER SPRING
	8	8366-4147	2	STROKE SLEEVE
	9	8366-4148	2	SPRING GUIDE
	10	8366-4149	2	RETAINING PLATE
	11	8366-4150	2	O-RING
	12	8366-4151	1	CHECK CAP
	13	8366-3044	1	O-RING
14	8366-4152	1	SPRING	
15	8366-4153	1	CHECK POPPET	
			NOTE: ITEMS 2 & 3 ARE INCLUDED IN SECTION SEAL KIT. SEE PAGE UP4-14.	

Item	Part No.	Qty.	Description Of Part	
1	7736-4217	1	TOOL VALVE SECTION ASSY, (includes all items)	
	7736-4218	1	SEAL & SPRING KIT, (includes items 7, 8, 12, 14 & 15)	
		1	VALVE HOUSING & SPOOL ASSY, (not sold separately, order P/N 7736-4217)	
	2	7736-4248	2	SQUARE SECTION SEAL
	3	7736-4250	1	SQUARE SECTION SEAL
	4	8366-4058	2	RELIEF VALVE ASSY, (3000 PSI), (use 8366-4236 seal kit)
	5	8366-4144	4	CAPSCREW, (lubricate & torque to 175 in.lbs.)
	6	8366-4057	2	END CAP
	7	8366-4145	2	OUTER SPRING
	8	8366-4146	2	INNER SPRING
	9	8366-4147	2	STROKE SLEEVE
	10	8366-4148	2	SPRING GUIDE
	11	8366-4149	2	RETAINING PLATE
	12	8366-4150	2	O-RING
	13	8366-4151	1	CHECK CAP
	14	8366-3044	1	O-RING
15	8366-4152	1	SPRING	
16	8366-4153	1	CHECK POPPET	
			NOTE: ITEMS 2 & 3 ARE INCLUDED IN SECTION SEAL KIT. SEE PAGE UP4-14.	



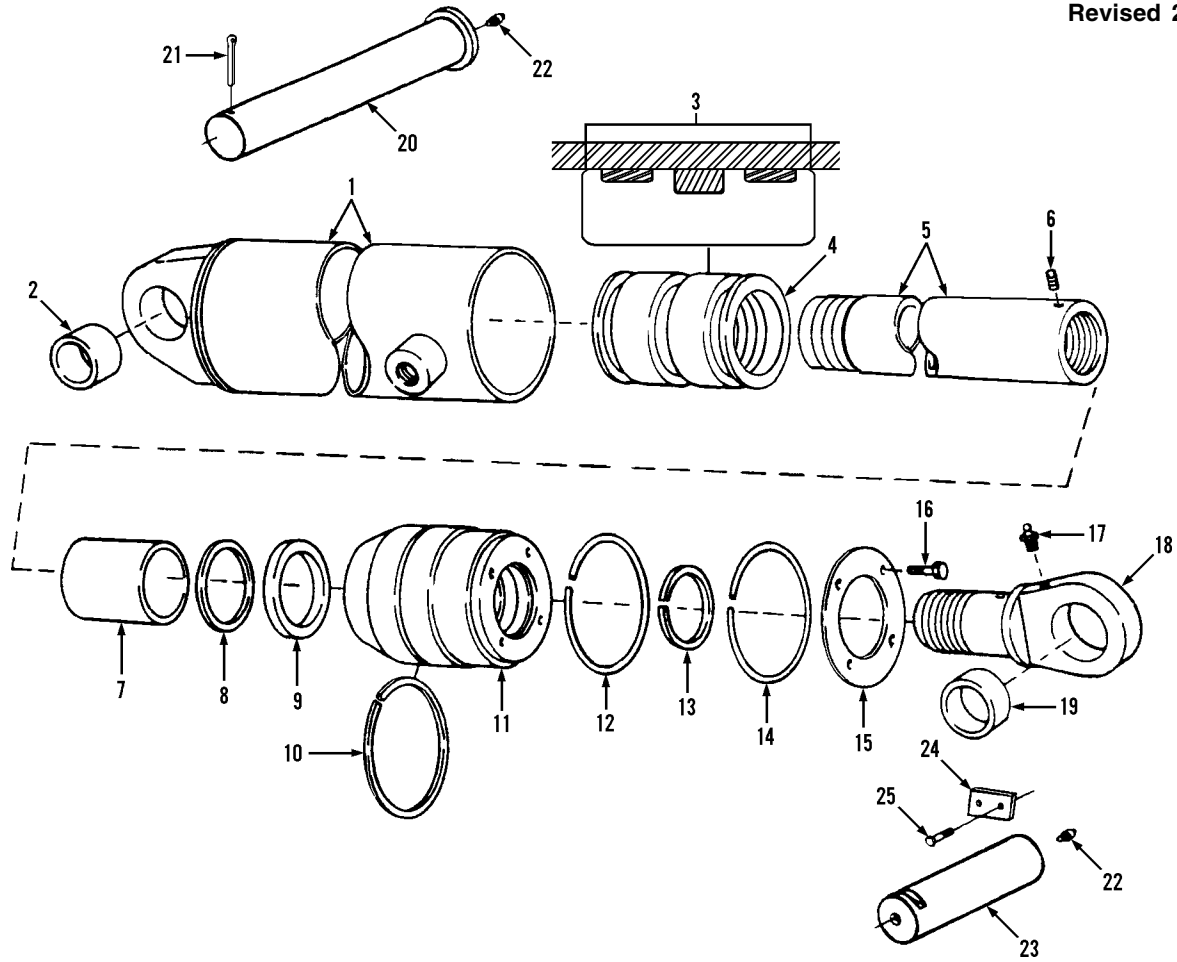
TOOL VALVE SECTION ASSEMBLY



Item	Part No.	Qty.	Description Of Part	Item	Part No.	Qty.	Description Of Part
	8000-5039	1	TILT CYLINDER ASSY, (includes items 1 thru 19)	18	8000-1101	1	RODEYE
	8000-3523	AR	PACKING KIT, (includes items 3, 7, 8, 9, 10 & 13)	19	8662-1004	1	BUSHING
1	8000-6007	1	CYLINDER TUBE WELDMENT	20	8662-1012	1	PIN
*2	8422-1006	1	BUSHING	21	8863-1341	1	COTTER PIN, 3/16X2-1/2
3	8000-3531	1	PISTON PACKING SET	22	8867-1001	2	LUBE FITTING, STRAIGHT, 1/8
4		1	PISTON	23	7732-1104	1	PIN
5	8000-5040	1	PISTON ROD ASSY	24	8664-1158	2	KEEPER
6	8822-1386	2	HEX SOCKET SET SCREW, (half dog point), 3/8-16X1/2	25	8820-1035	4	HEX HD CAPSCREW, 3/8-16X1, GR5
7	8000-3001	1	ROD BEARING				NOTE: WHEN (item 5), PISTON ROD AND/OR ROD EYE, (Item 18), IS FURNISHED SEPARATELY, TWO HOLES MUST BE DRILLED & TAPPED FOR (item 6), HEX SOCKET SET SCREW. BE SURE ROD EYE IS PROPERLY TORQUED TO PISTON ROD BEFORE DRILLING. LUBRICATE & TORQUE TO 400-500 FT. LBS.
8	7736-3124	1	BUFFER SEAL				NOTE: ONLY ITEMS WITH PART NUMBERS ARE AVAILABLE FOR SERVICE.
9	8000-3081	1	ROD SEAL				
10	8000-3259	1	STATIC SEAL				
11	8000-1628	1	CYLINDER HEAD				
12	8000-3061	1	RETAINING RING				
13	8000-3194	1	ROD WIPER				
14	8000-3152	1	NEOPRENE CORD, (18" long)				
15	8000-1121	1	HEAD RETAINING RING				
16	8320-1034	4	HEX HD CAPSCREW, 3/8-16X3/4, GR8, SELF-LOCKING, (nylok)				
17	8822-1182	1	SOCKET SET SCREW, (cup point), 1/4-20x3/16				

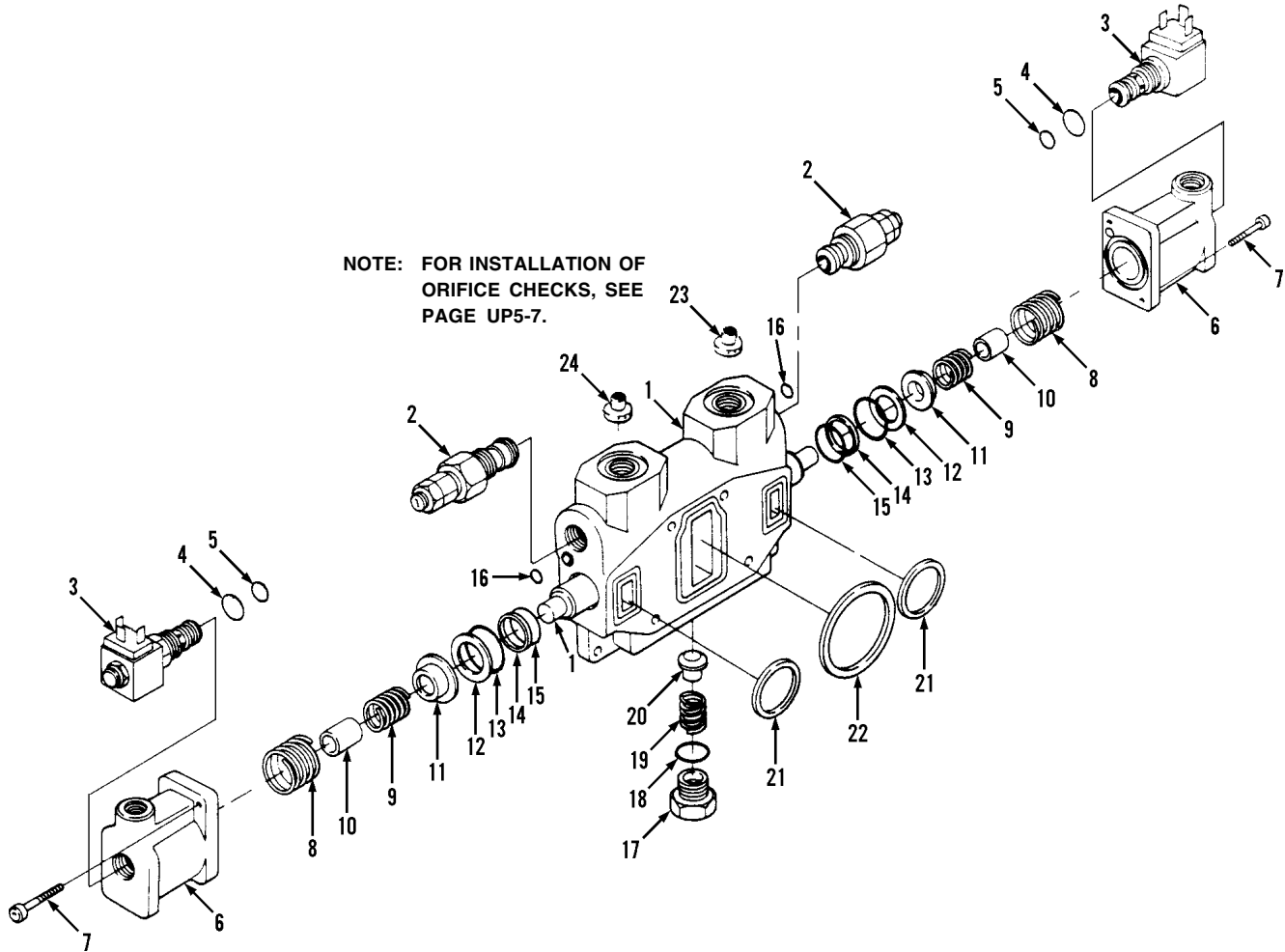
* - Changed part number on item 2.

LK



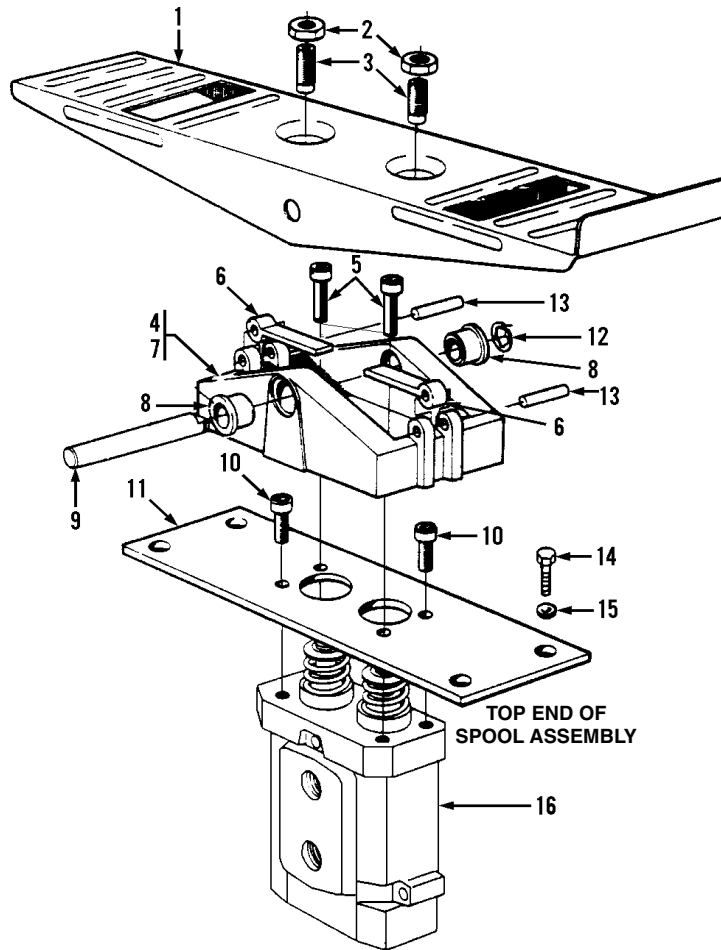
Item	Part No.	Qty.	Description Of Part	Item	Part No.	Qty.	Description Of Part
	8000-5054	1	TOOL CYLINDER ASSY, (includes items 1 thru 19)	19	8362-1244	1	BUSHING
	8000-3523	AR	PACKING KIT, (includes items 3, 7, 8, 9, 10 & 13)	20	8662-1012	1	PIN
1	8000-6001	1	CYLINDER TUBE WELDMNT	21	8863-1341	1	COTTER PIN, 3/16X2-1/2
*2	8422-1006	1	BUSHING	22	8867-1001	2	LUBE FITTING, STRAIGHT, 1/8
3	8000-3531	1	PISTON PACKING SET	23	7732-1042	1	PIN
4		1	PISTON	24	7732-1043	1	KEEPER
5	8000-5055	1	PISTON ROD ASSY, (includes item 4)	25	8320-1024	2	HEX HD CAPSCREW, 3/8-16X1, GR5
6	8822-1386	2	HEX SOCKET SET SCREW, (half dog point), 3/8-16X1/2				NOTE: WHEN (item 5), PISTON ROD AND/OR ROD EYE, (Item 18), IS FURNISHED SEPARATELY, TWO HOLES MUST BE DRILLED & TAPPED FOR (item 6), HEX SOCKET SET SCREW. BE SURE ROD EYE IS PROPERLY TORQUED TO PISTON ROD BEFORE DRILLING. LUBRICATE & TORQUE TO 400-500 FT. LBS.
7	8000-3001	1	ROD BEARING				NOTE: ONLY ITEMS WITH PART NUMBERS ARE AVAILABLE FOR SERVICE.
8	7736-3124	1	BUFFER SEAL				
9	8000-3081	1	ROD SEAL				
10	8000-3259	1	STATIC SEAL				
*11	8000-1628	1	CYLINDER HEAD				
12	8000-3061	1	RETAINING RING				
13	8362-3194	1	ROD WIPER				
14	8000-3152	1	NEOPRENE CORD, (18" long)				
15	8000-1121	1	HEAD RETAINING RING				
16	8320-1034	4	HEX HD CAPSCREW, 3/8-16X3/4, GR8, SELF-LOCKING, (nylok)				
17	8867-1008	1	LUBE FITTING, STRAIGHT, 1/4-28				
18	8000-1101	1	ROD EYE				

* - Changed part number on item 2.



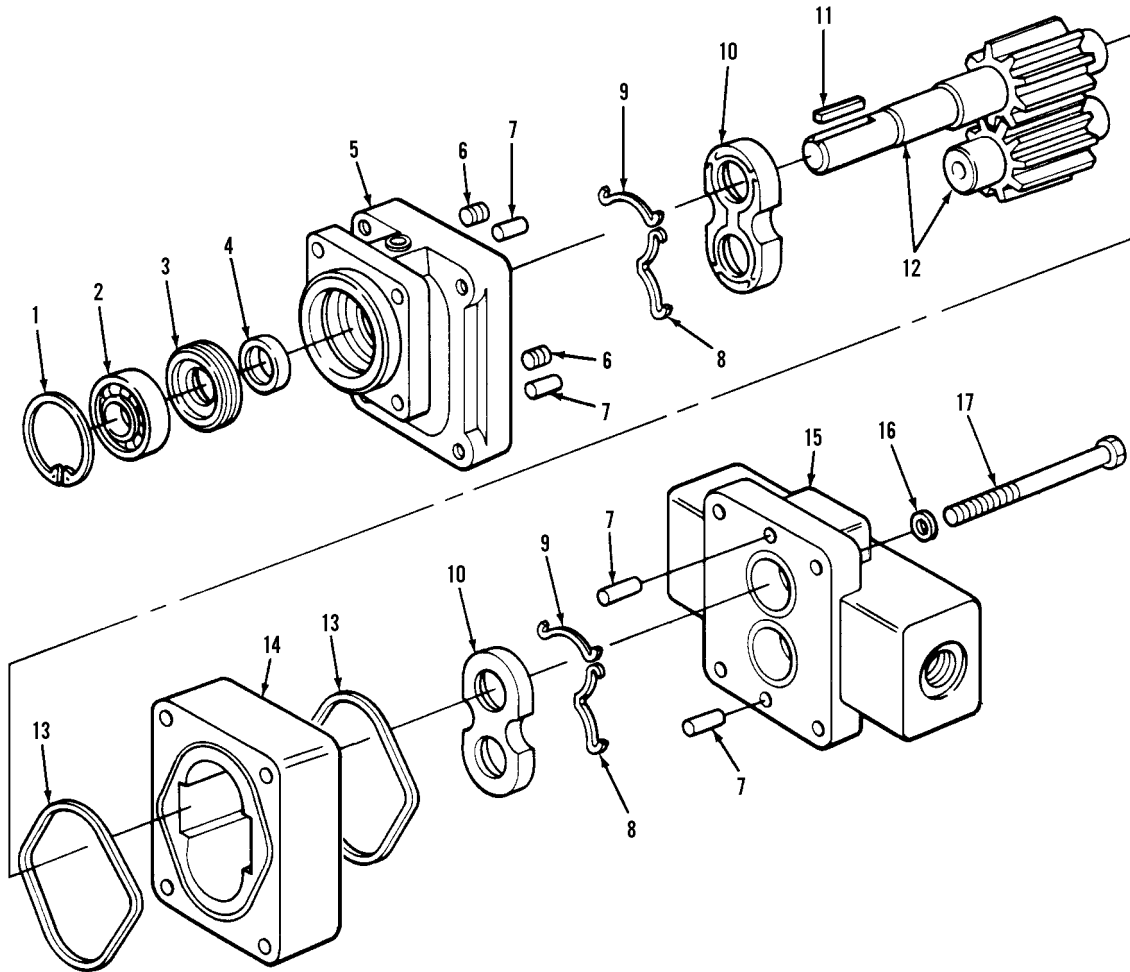
NOTE: FOR INSTALLATION OF
 ORIFICE CHECKS, SEE
 PAGE UP5-7.

Item	Part No.	Qty.	Description Of Part	Item	Part No.	Qty.	Description Of Part	
1	8366-3259	1	TILT VALVE SECTION ASSY, (includes all items except items 23 & 24)	14	8366-4176	2	BACK-UP RING	
	8366-4171	1	SEAL & SPRING KIT, (includes items 8, 9, 13, 14, 15, 16, 18 & 19)	15	8366-4177	2	O-RING	
		1	VALVE HOUSING & SPOOL ASSY, (not sold separately, order P/N 8366-3259)	16	8366-4178	2	O-RING	
	2	8366-4172	2	RELIEF VALVE ASSY, (2750 PSI), (use 8366-4236 seal kit)	17	8366-4151	1	CHECK CAP
	3	8366-4173	2	SOLENOID ASSY, (includes items 4 & 5)	18	8366-3044	1	O-RING
	4		2	O-RING	19	8366-4152	1	CHECK SPRING
	5		2	O-RING	20	8366-4153	1	CHECK POPPET
6	8366-4174	2	SOLENOID VALVE CAP	21	7736-4248	2	SQUARE SECTION SEAL (front port), (c.w. tilt)	
7	8366-4175	4	SOCKET HD CAPSCREW, (lubricate & torque to 175 in.lbs.)	22	7736-4250	1	SQUARE SECTION SEAL	
8	8366-4145	2	OUTER SPRING	23	7713-3853	1	ORIFICE CHECK, 3/32 DIAMETER, (front port), (c.w. tilt)	
9	8366-4146	2	INNER SPRING	24	7736-4254	1	ORIFICE CHECK, 1/16 DIAMETER, (rear port), (c.c.w. tilt)	
10	8366-4147	2	STROKE SLEEVE				NOTE: ITEMS 21 & 22 ARE INCLUDED IN SECTION SEAL KIT. SEE PAGE UP4-14.	
11	8366-4148	2	SPRING GUIDE				NOTE: ONLY ITEMS WITH PART NUMBERS ARE AVAILABLE FOR SERVICE.	
12	8366-4149	2	RETAINING PLATE					
13	8366-4150	2	O-RING					

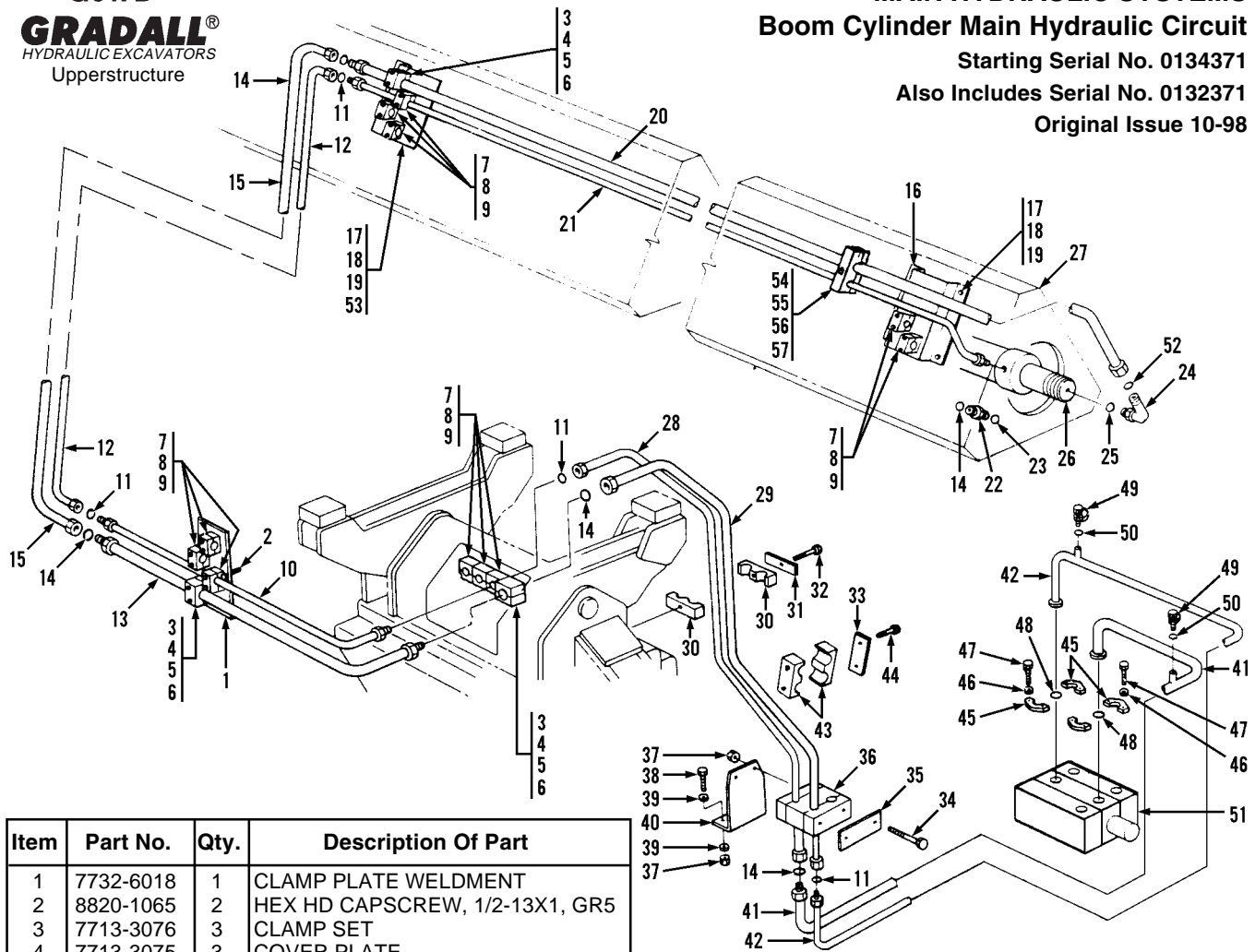


Item	Part No.	Qty.	Description Of Part
	7736-3144	1	FOOT OPERATED PEDAL VALVE ASSY, (includes all items except items 14 & 15)
	8366-4253	1	PRESSURE PIN SET, (includes items 19, 20 & 21)
1	7736-4189	1	PEDAL ASSY, (includes items 2 & 3)
2	8366-4070	2	HEX NUT
3	7736-4190	2	HEX SOCKET SCREW
4	7736-4191	1	MOUNTING PLATE ASSY, (includes items 5 thru 12)
5	7736-4192	2	HEX SOCKET SCREW
6	7736-4193	2	ROCKER ARM
7		1	MOUNTING BRACKET
8	7736-4194	2	BUSHING
9	7736-4195	1	PIN
10	7736-4196	2	HEX SOCKET SCREW
11		1	MOUNTING PLATE
12	7736-4197	1	CIRCLIP
13	7736-4198	2	PIN

Item	Part No.	Qty.	Description Of Part
14	8820-1018	4	HEX HD CAPSCREW, 5/16-18X3/4, GR5
15	8855-1010	4	LOCKWASHER, 5/16
16		1	BODY & SPOOL ASSY
17		1	WIRE COIL
18		1	GUIDE WASHER
19		1	SPRING
20		1	PIN
21		1	BUSH
22	7736-4342	1	O-RING
23	8366-4209	1	SEALING RING
24		1	COLLAR
25		2	SPACER
26		1	COLLAR
27		1	WIRE COIL
			NOTE: ONLY ITEMS WITH PART NUMBERS ARE AVAILABLE FOR SERVICE.

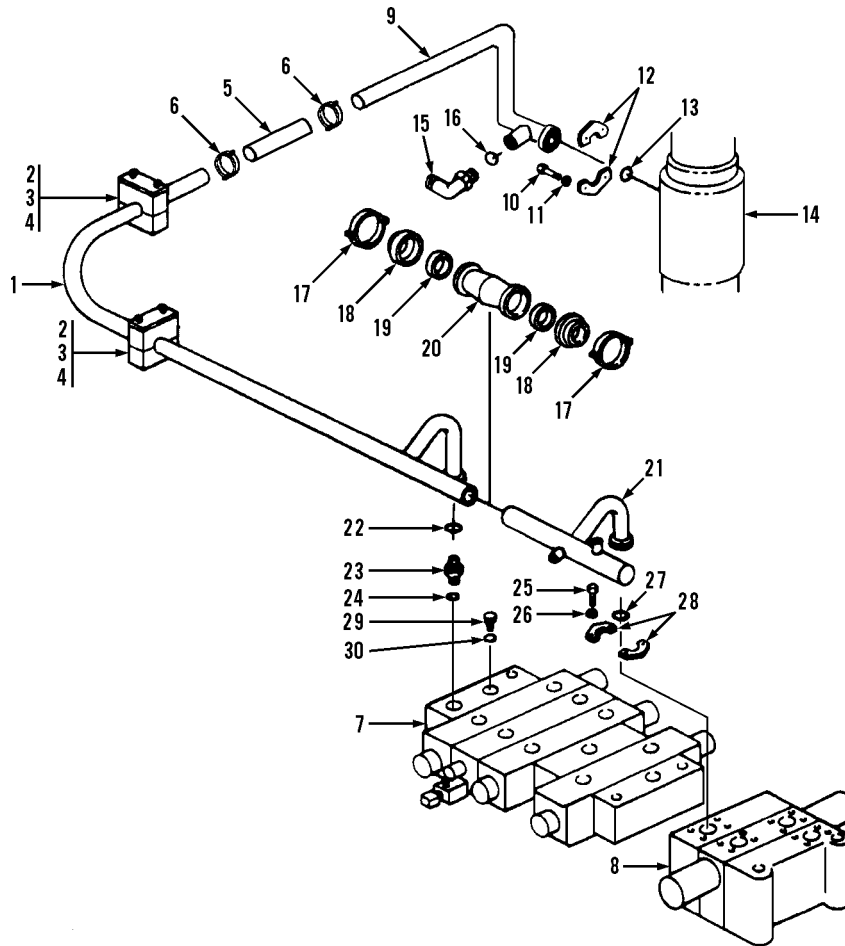


Item	Part No.	Qty.	Description Of Part	Item	Part No.	Qty.	Description Of Part
	7738-3386	1	HYDRAULIC MOTOR ASSY (includes all items)	11	7738-4484	1	KEY
	7738-4481	1	SEAL KIT (includes items 4, 8, 9, 13)	12	7738-4485	1	GEAR SHAFT SET
1	7713-4079	1	SNAP RING	13			2 SQUARE RING SEAL
2	7738-4003	1	BALL BEARING	14	7738-4486	1	GEAR HOUSING
3	7713-4081	1	SEAL RETAINER	15	7738-4487	1	PORT END COVER ASSY (includes bushings)
4	7713-4082	1	LIP SEAL	16	7713-4044	4	WASHER
5	7738-4482	1	SHAFT END COVER ASSY (includes bushings)	17	7738-4488	4	HEX HD CAPSCREW
6	7713-4085	2	CHECK ASSY				NOTE: BUSHINGS INSTALLED IN ITEMS 5 AND 15 ARE NOT AVAILABLE AS A SERVICE REPLACEMENT.
7	7713-4035	4	DOWEL PIN				
8		4	SIDE SEAL				
9		4	END SEAL				
10	7738-4483	2	THRUST PLATE				

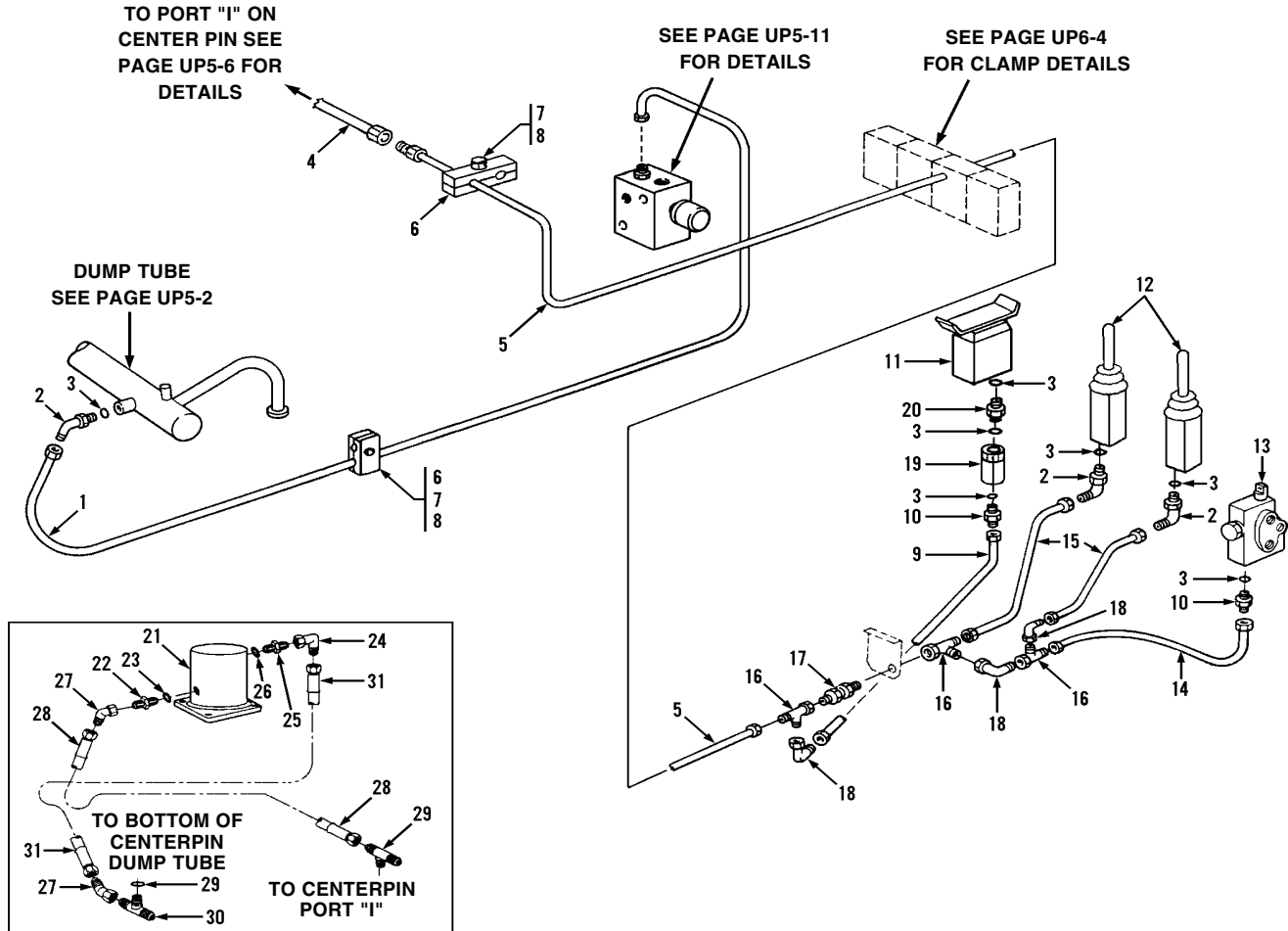


Item	Part No.	Qty.	Description Of Part
1	7732-6018	1	CLAMP PLATE WELDMENT
2	8820-1065	2	HEX HD CAPSCREW, 1/2-13X1, GR5
3	7713-3076	3	CLAMP SET
4	7713-3075	3	COVER PLATE
5	8820-1011	6	HEX HD CAPSCREW, 1/4-20X2-1/2, GR5
6	8855-1009	6	LOCKWASHER, 1/4
7	7713-3052	11	COVER PLATE
8	7713-3209	22	HEX HD CAPSCREW
9	7713-3073	11	CLAMP SET
10	7732-3008	1	TUBE ASSY
11	8859-1508	5	O-RING SEAL
12	8471-7456	1	HOSE ASSY
13	7732-3009	1	TUBE ASSY
14	8859-1509	6	O-RING SEAL
15	8471-7457	1	HOSE ASSY
16	7732-6019	1	TUBE BRACKET WELDMENT
17	8820-1035	6	HEX HD CAPSCREW, 3/8-16X1, GR5
18	8856-1004	6	FLAT WASHER, 3/8
19	8852-1206	6	HEX LOCKNUT, 3/8-16
20	7732-3010	1	TUBE ASSY
21	7732-3011	1	TUBE ASSY
22	8866-2305	1	CONNECTOR
23	8859-1209	1	O-RING
24	8866-2334	1	ELBOW, 90 DEGREES
25	8859-1210	1	O-RING
26		Ref	BOOM CYLINDER ASSY, (see page UP4-1 for details)
27		Ref	MAIN BOOM ASSY, (see page UP2-3 for details)
28	8471-7440	1	HOSE ASSY
29	8471-7442	1	HOSE ASSY
30	7713-3280	1	CLAMP SET
31	7713-3281	1	COVER PLATE
32	8820-1026	1	HEX HD CAPSCREW, 5/16-18X2-1/2, GR5

Item	Part No.	Qty.	Description Of Part
33	7732-1139	1	HOSE CLAMP COVER
34	8820-1317	2	HEX HD CAPSCREW, 1/2-13X5-1/2, GR5
35	7734-1049	1	CLAMP BAR
36	7734-3004	1	HOSE CLAMP
37	8850-1008	4	HEX NUT, 1/2-13
38	8820-1067	2	HEX HD CAPSCREW, 1/2-13X1-1/2, GR5
39	8856-1006	4	FLAT WASHER, 1/2
40	7734-6007	1	CLAMP BRACKET
41	7736-3152	1	TUBE ASSY
42	7736-3151	1	TUBE ASSY
43	7732-3025	1	HOSE CLAMP
44	8820-1073	2	HEX HD CAPSCREW, 1/2-13X3, GR5
45	8471-1333	4	FLANGE HALF
46	8855-1011	8	LOCKWASHER, 3/8
47	8820-1036	8	HEX HD CAPSCREW, 3/8-16X1, GR5
48	8366-1304	2	SQUARE RING SEAL
49	7713-3089	2	MINI-CHECK COUPLING
50	8859-1204	2	O-RING
51		Ref	BOOM CONTROL VALVE ASSY, (see page UP4-5 for details)
52	8859-1510	1	O-RING
53	7732-6029	1	TUBE BRACKET WELDMENT
54	7736-3035	1	CLAMP SET
55	7713-3281	2	COVER PLATE
56	8852-1305	1	HEX LOCKNUT, 5/16-18
57	8820-1028	1	HEX HD CAPSCREW, 5/16-18X3, GR5, (lubricate and torque to 94-104 in.lbs.)

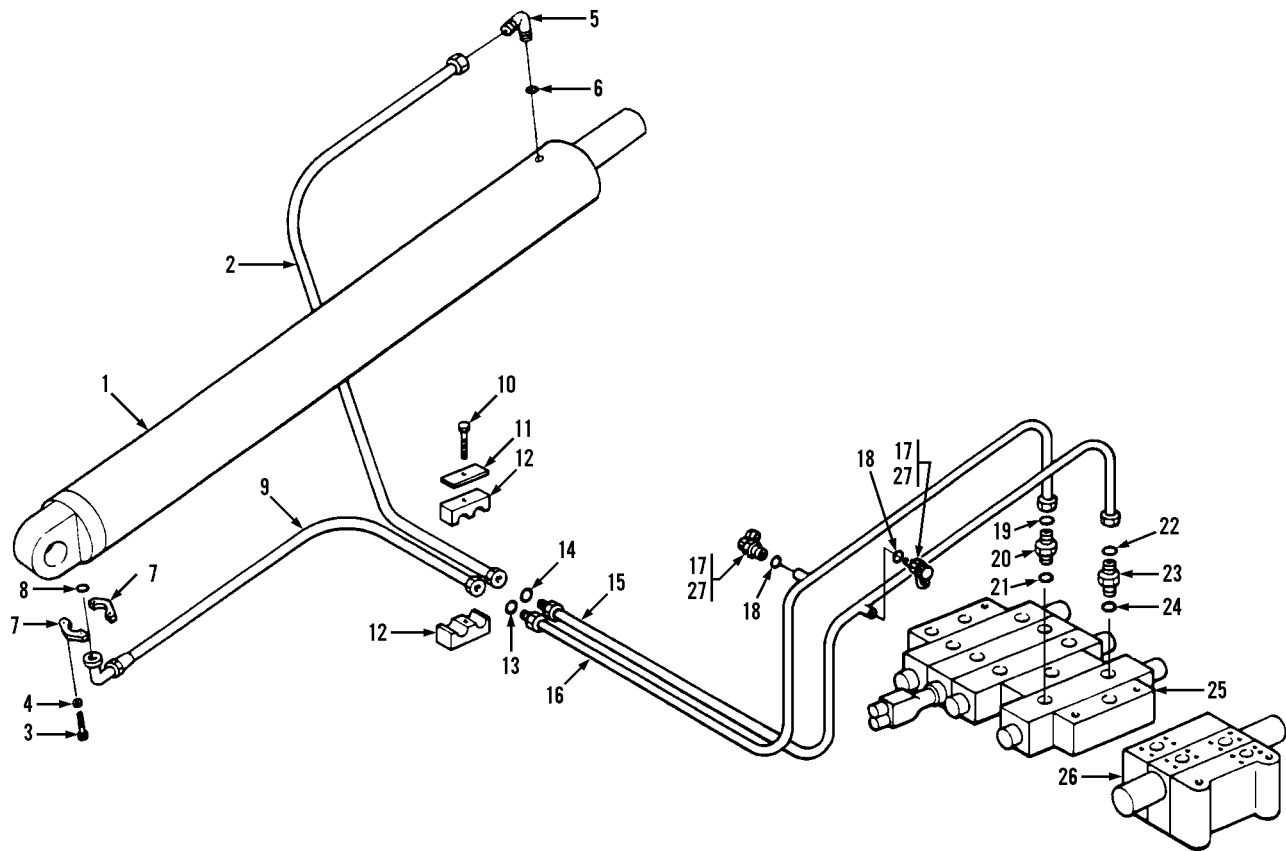


Item	Part No.	Qty.	Description Of Part	Item	Part No.	Qty.	Description Of Part
1	7736-3314	1	DUMP TUBE ASSY	15	8866-2064	1	ELBOW, 90°, (includes item 16)
2	8820-1062	4	HEX HD CAPSCREW, 7/16-14X4, GR5	16	8859-1204	1	O-RING
3	8325-3006	2	COVER PLATE	17	8657-1120	2	COUPLING
4	7736-3115	2	CLAMP HALF	18	8657-1121	2	GASKET RETAINER
5	7736-3312	1	HOSE	19	8657-1119	2	GASKET
6	7736-3316	4	HEAVY DUTY CLAMP	20	8697-1349	1	SLEEVE
7		Ref	HOIST, SWING, TILT & TOOL CONTROL VALVE ASSY, (see page UP4-14 for details)	21	7736-3153	1	DUMP TUBE ASSY
8	7736-3163	Ref	BOOM CONTROL VALVE ASSY, (see page UP4-5 for details)	22	8859-1510	1	O-RING
9	7736-3315	1	DUMP TUBE ASSY, W/SPUD	23	8866-2308	1	CONNECTOR, (includes item 24)
10	8820-1067	4	HEX HD CAPSCREW, 1/2-13X1-1/2, GR5	24	8859-1210	1	O-RING
11	8855-1013	4	LOCKWASHER, 1/2	25	8820-1051	4	HEX HD CAPSCREW, 7/16-14X1-1/4, GR5
12	8471-1427	2	FLANGE HALF	26	8855-1012	4	LOCKWASHER, 7/16
13	7736-3038	1	SQUARE RING SEAL	27	8366-1305	1	SQUARE RING SEAL
14		Ref	CENTER PIN ASSY, (see page UP4-2 for details)	28	8471-1334	2	FLANGE HALF
				29	8866-2179	1	HEX HD PLUG, (includes item 30)
				30	8859-1209	1	O-RING



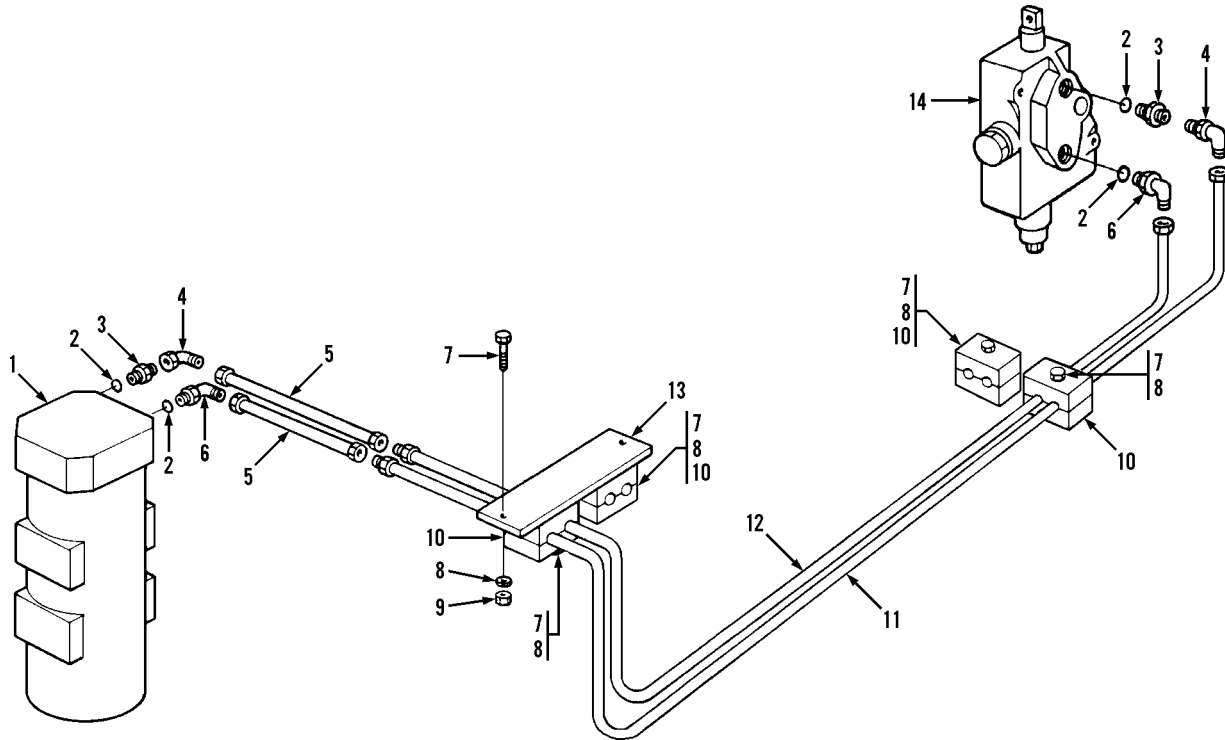
Item	Part No.	Qty.	Description Of Part
1	7736-3087	1	TUBE ASSY
2	8866-2084	3	ELBOW, 45 DEGREES, (Includes item 3)
3	8859-1204	5	O-RING
4	7713-3412	1	HOSE ASSY
5	7736-3221	1	TUBE ASSY
6	7713-3270	2	CLAMP SET
7	8820-1005	2	HEX HD CAPSCREW, 1/4-20X1, GR5
8	8856-1002	2	FLAT WASHER, 1/4
9	7713-3406	1	HOSE ASSY
10	8866-2005	2	CONNECTOR, (includes item 3)
11		Ref	FOOT OPERATED PEDAL VALVE, (see page UP4-19 for details)
12		Ref	JOYSTICK ASSY, (see page UP4-9 for details)
13		Ref	DIRECTIONAL CONTROL VALVE ASSY, (see page UP4-4 for details)
14	7713-3406	1	HOSE ASSY
15	8471-7289	2	HOSE ASSY

Item	Part No.	Qty.	Description Of Part
16	8866-2239	3	RUN TEE, (swivel nut)
17	8866-1084	1	BULKHEAD UNION, 9/16-18X3/8, TUBE
18	8866-2105	3	ELBOW, 90 DEGREES, (swivel nut)
19	7736-3178	1	CHECK VALVE
20	7713-3400	1	UNION
21		Ref	SWING MOTOR ASSY, (see page UP4-12 for details)
22	8366-1316	1	ADAPTER, (includes item 23)
23	8859-1503	1	O-RING
24	8866-2105	1	ELBOW, 90 DEGREES, (swivel nut)
25	8866-2018	1	CONNECTOR, (includes item 26)
26	8859-1205	1	O-RING
27	8866-2119	2	ELBOW, 45 DEGREES, (swivel nut)
28	8471-6434	1	HOSE ASSY
29	8866-2152	2	BRANCH TEE, (Includes item 30)
30	8859-1204	2	O-RING
31	7713-3412	1	HOSE ASSY

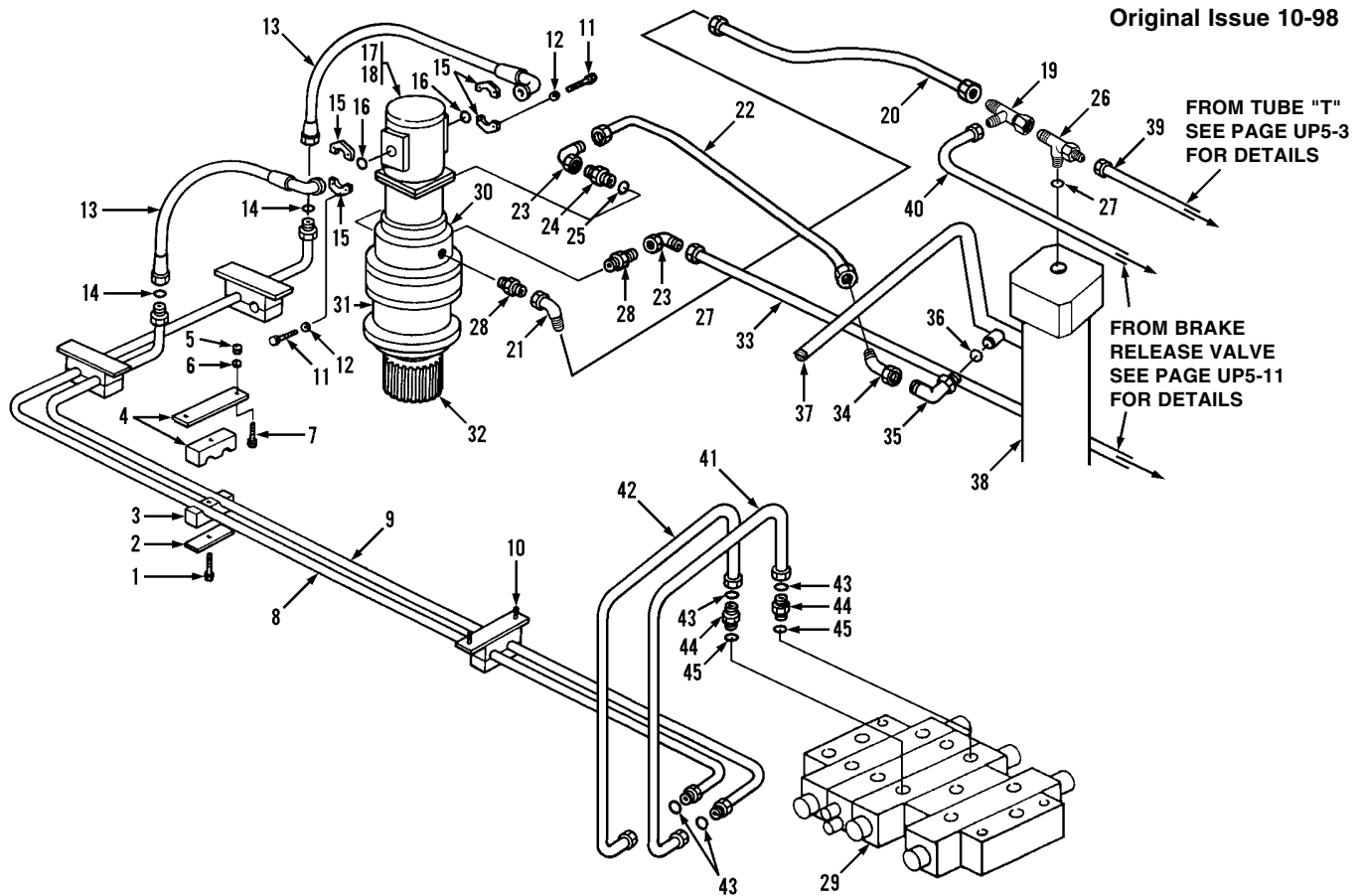


Item	Part No.	Qty.	Description Of Part
1		Ref	HOIST CYLINDER ASSY, (see page UP4-8 for details)
2	8471-8035	1	HOSE ASSY
3	8820-1036	4	HEX HD CAPSCREW, 3/8-16X1-1/4, GR5
4	8855-1011	4	LOCKWASHER
5	8866-2332	1	ELBOW, 90 DEGREES, (includes item 6)
6	8859-1207	1	O-RING
7	8471-1333	2	FLANGE HALF
8	8366-1304	1	SQUARE RING SEAL
9	8471-7430	1	HOSE ASSY
10	8820-1026	1	HEX HD CAPSCREW, 5/16-18X2-1/2, GR5
11	7713-3281	1	COVER PLATE
12	7713-3280	1	CLAMP HALVES
13	8859-1509	1	O-RING SEAL
14	8859-1508	1	O-RING SEAL

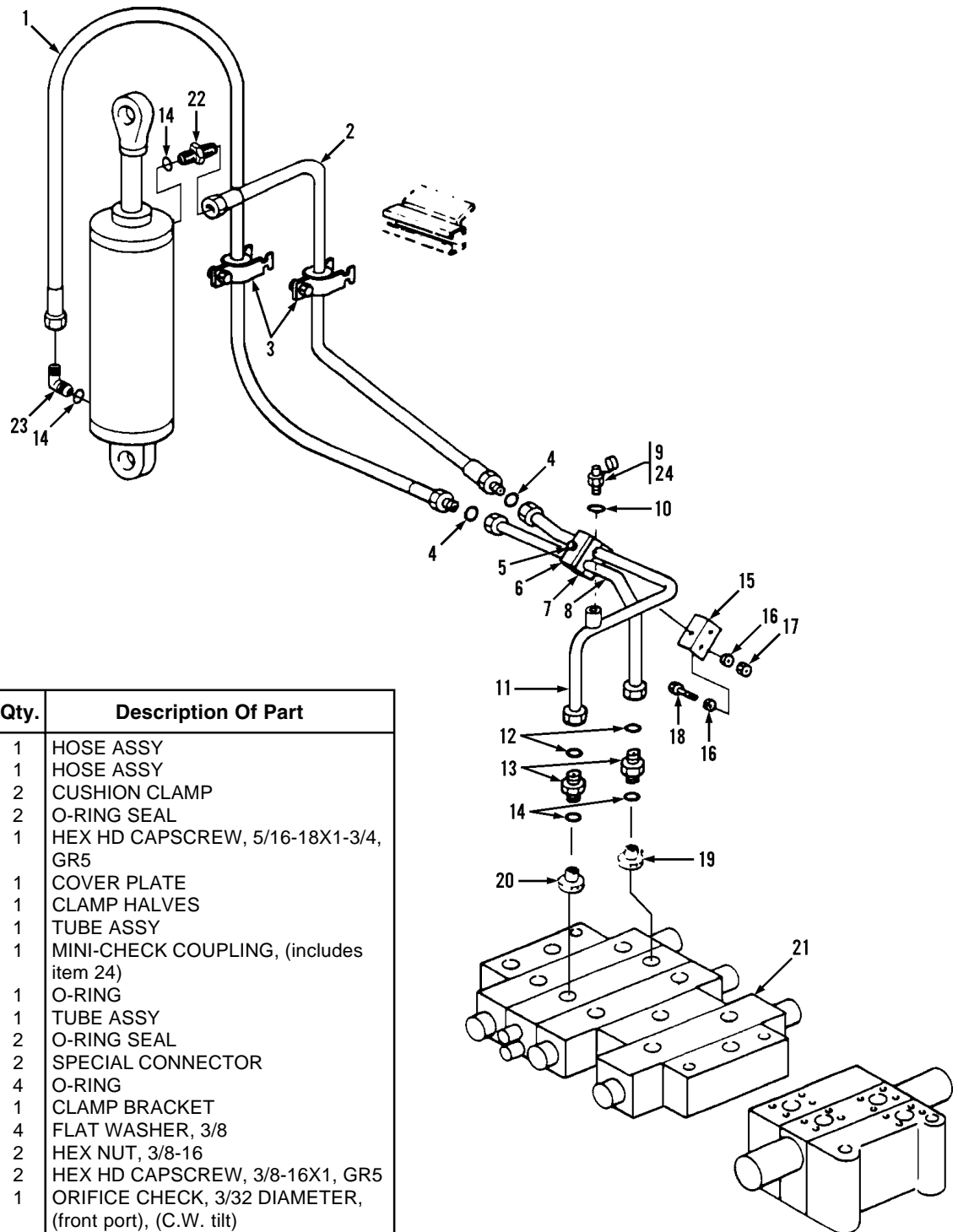
Item	Part No.	Qty.	Description Of Part
15	7736-3150	1	TUBE ASSY
16	7736-3149	1	TUBE ASSY
17	7713-3089	2	MINI-CHECK COUPLING, (includes item 27)
18	8859-1204	2	O-RING
19	8859-1510	1	O-RING SEAL
20	8866-2313	1	CONNECTOR, (includes item 21)
21	8859-1209	1	O-RING
22	8859-1509	1	O-RING SEAL
23	7734-1134	1	SPECIAL CONNECTOR, (includes item 24)
24	8859-1207	1	O-RING
25		Ref	HOIST, SWING, TILT & TOOL CONTROL VALVE ASSY, (see page UP4-14 for details)
26		Ref	BOOM CONTROL VALVE ASSY, (see page UP4-5 for details)
27	8376-3056	2	VITON O-RING, (lubricate lightly)



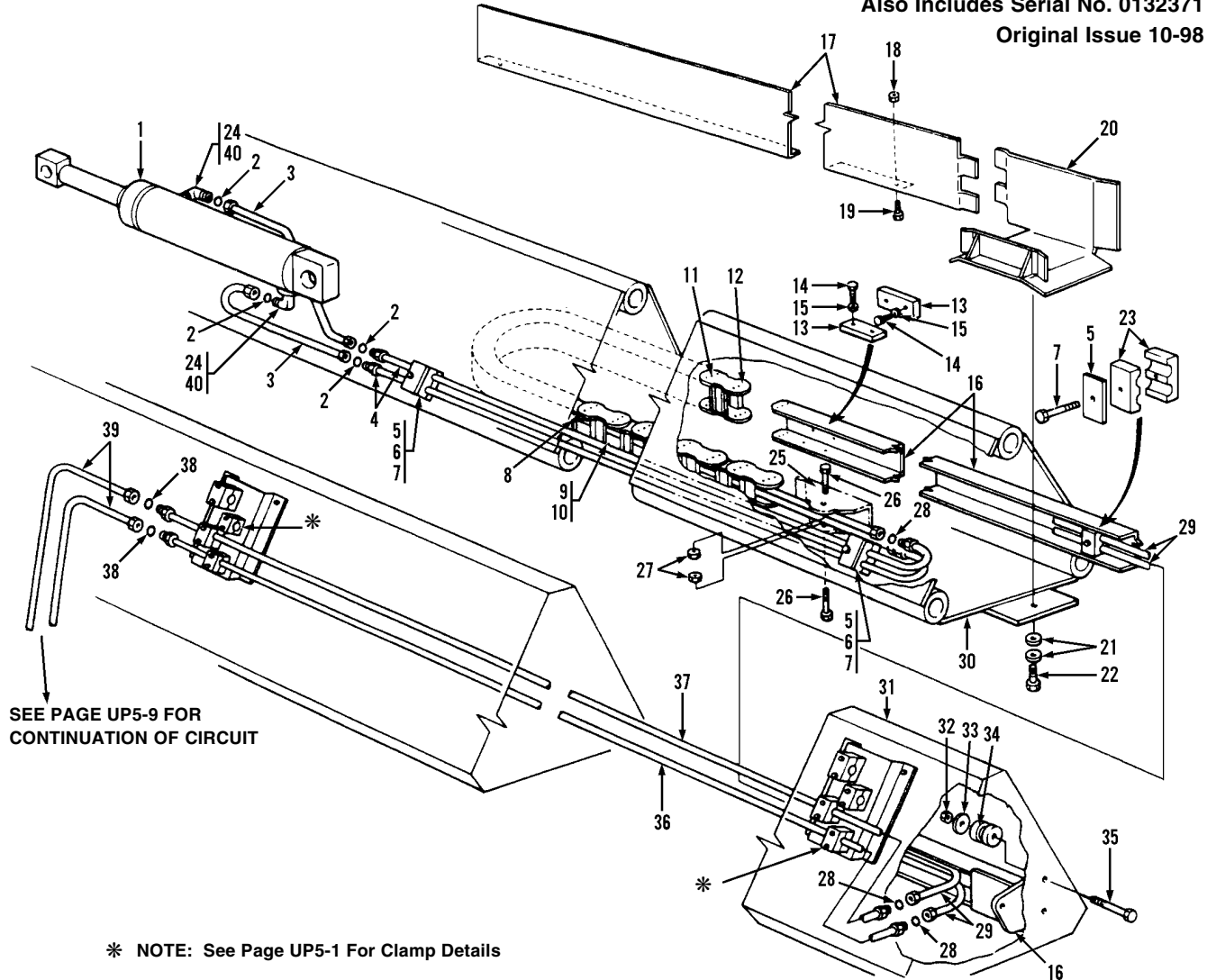
Item	Part No.	Qty.	Description Of Part
1		Ref	CENTER PIN ASSY, (see page UP4-2 for details)
2	8859-1204	4	O-RING
3	8866-2005	2	CONNECTOR (Includes item 2)
4	8866-2105	2	ELBOW, 90 DEGREES, (swivel nut)
5	8471-6434	2	HOSE ASSY
6	8866-2064	2	ELBOW, 90 DEGREES, (includes item 2)
7	8820-1005	6	HEX HD CAPSCREW, 1/4-20X1, GR5
8	8856-1002	6	FLAT WASHER, 1/4
9	8850-1004	2	HEX NUT, 1/4-20
10	7713-3270	4	CLAMP SET
11	7736-3146	1	TUBE ASSY
12	7736-3145	1	TUBE ASSY
13	7734-6017	1	CLAMP PLATE WELDMENT
14		Ref	DIRECTIONAL CONTROL VALVE ASSY, (see page UP4-4 for details)



Item	Part No.	Qty.	Description Of Part	Item	Part No.	Qty.	Description Of Part
1	8820-1023	4	HEX HD CAPSCREW, 5/16-18X1-3/4, GR5	25	8859-1206	1	O-RING
2	7713-3137	4	COVER PLATE	26	8866-2152	1	BRANCH TEE, (includes item 27)
3	7732-3068	4	CLAMP HALVES	27	8859-1204	1	O-RING
4	7734-6008	4	CLAMP BASE WELDMENT	28	8366-1316	2	ADAPTER
5	8850-1006	8	HEX NUT, 5/16-18	29		1	HOIST, SWING, TILT & TOOL CONTROL VALVE ASSY, (see page UP4-14 for details)
6	8856-1004	8	FLAT WASHER, 5/16	30		1	SWING BRAKE ASSY, (see page UP4-10 for details)
7	8820-1037	6	HEX HD CAPSCREW, 3/8-16X1-1/2, GR5	31		1	SWING TRANSMISSION ASSY, (see page UP4-13 for details)
8	7736-3028	1	TUBE ASSY	32	7734-1139	1	SWING PINION
9	7736-3029	1	TUBE ASSY	33	8471-7420	1	HOSE ASSY
10	8820-1035	2	HEX HD CAPSCREW, 3/8-16X1, GR5	34	8866-2119	1	ELBOW, 45°, (swivel nut)
11	8820-1036	8	HEX HD CAPSCREW, 3/8-16X1-1/4, GR5	35	8866-2064	1	ELBOW, 90°, (includes item 36)
12	8855-1011	8	LOCKWASHER, 3/8	36	8859-1204	1	O-RING
13	8471-7423	2	HOSE ASSY	37		1	DUMP TUBE ASSY, (see page UP5-2 for details)
14	8859-1508	2	O-RING SEAL	38		1	CENTER PIN ASSY, (see page UP4-2 for details)
15	8471-1369	4	FLANGE HALF	39	7713-3412	1	HOSE ASSY
16	8503-1525	2	O-RING	40	7713-3197	1	HOSE ASSY
17	7734-3003	1	SWING MOTOR ASSY, (see page UP4-12 for details)	41	7736-3027	1	TUBE ASSY
18	8568-1076	1	MOTOR GASKET	42	7736-3026	1	TUBE ASSY
19	8866-2239	1	SWIVEL NUT RUN TEE - 3/8 TUBE	43	8859-1509	4	O-RING
20	8471-6088	1	HOSE ASSY	44	8866-2309	2	CONNECTOR
21	8866-2119	1	ELBOW, 45°, (swivel nut)	45	8859-1207	2	O-RING
22	7713-3412	1	HOSE ASSY				
23	8866-2105	2	ELBOW, 90°, (swivel nut)				
24	8866-2018	1	CONNECTOR, (includes item 25)				



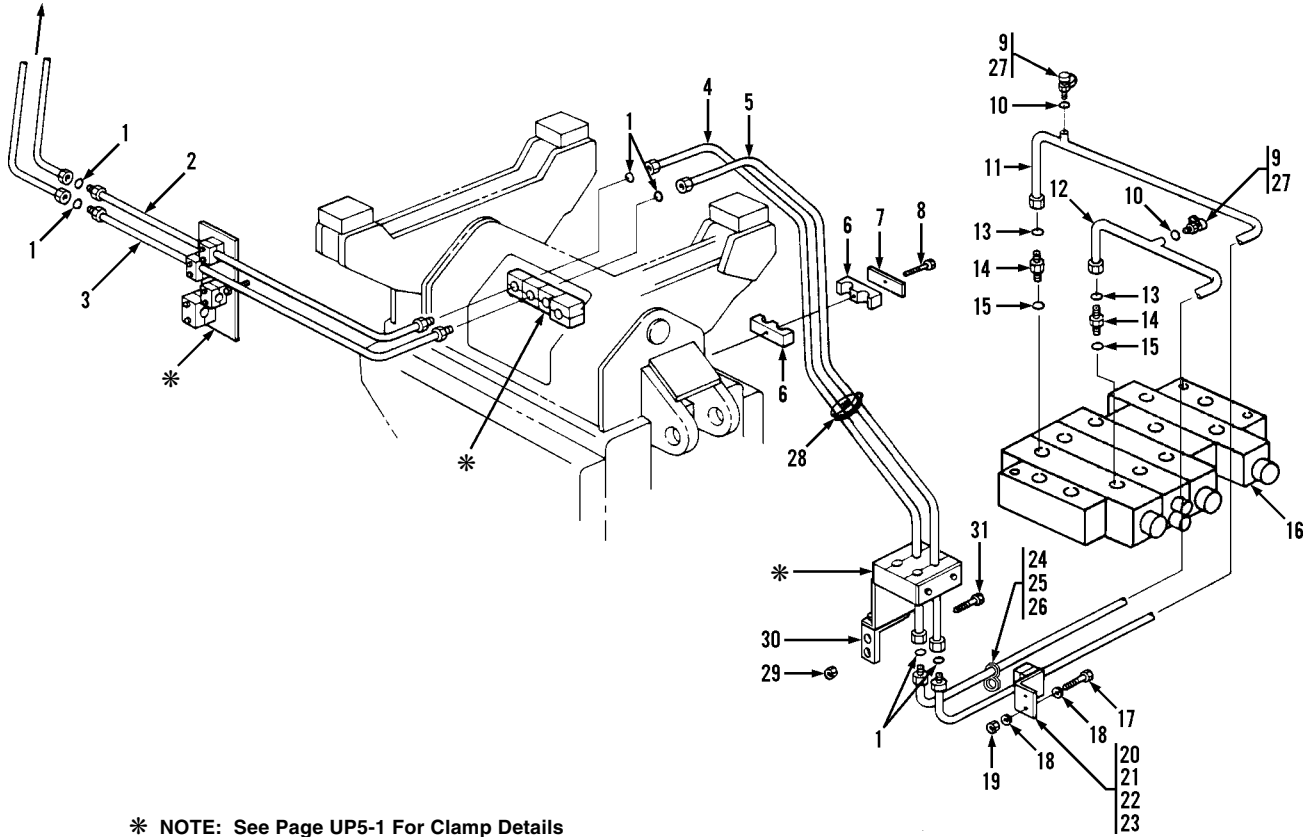
Item	Part No.	Qty.	Description Of Part
1	8471-7424	1	HOSE ASSY
2	8471-7425	1	HOSE ASSY
3	9020-5792	2	CUSHION CLAMP
4	8859-1508	2	O-RING SEAL
5	8820-1023	1	HEX HD CAPSCREW, 5/16-18X1-3/4, GR5
6	7713-3137	1	COVER PLATE
7	7732-3068	1	CLAMP HALVES
8	7736-3031	1	TUBE ASSY
9	7713-3089	1	MINI-CHECK COUPLING, (includes item 24)
10	8859-1204	1	O-RING
11	7736-3030	1	TUBE ASSY
12	8859-1509	2	O-RING SEAL
13	8364-1876	2	SPECIAL CONNECTOR
14	8859-1207	4	O-RING
15	7734-6006	1	CLAMP BRACKET
16	8856-1004	4	FLAT WASHER, 3/8
17	8850-1006	2	HEX NUT, 3/8-16
18	8820-1035	2	HEX HD CAPSCREW, 3/8-16X1, GR5
19	7713-3853	1	ORIFICE CHECK, 3/32 DIAMETER, (front port), (C.W. tilt)
20	7736-4254	1	ORIFICE CHECK, 1/16 DIAMETER, (rear port), (C.C.W. tilt)
21		Ref	HOIST SWING TILT & TOOL CONTROL VALVE ASSY, (see page UP4-14 for details)
22	8866-2304	1	CONNECTOR, (includes item 14)
23	8866-2332	1	ELBOW, 90 DEGREES, (includes item 14)
24	8376-3056	1	VITON O-RING



* NOTE: See Page UP5-1 For Clamp Details

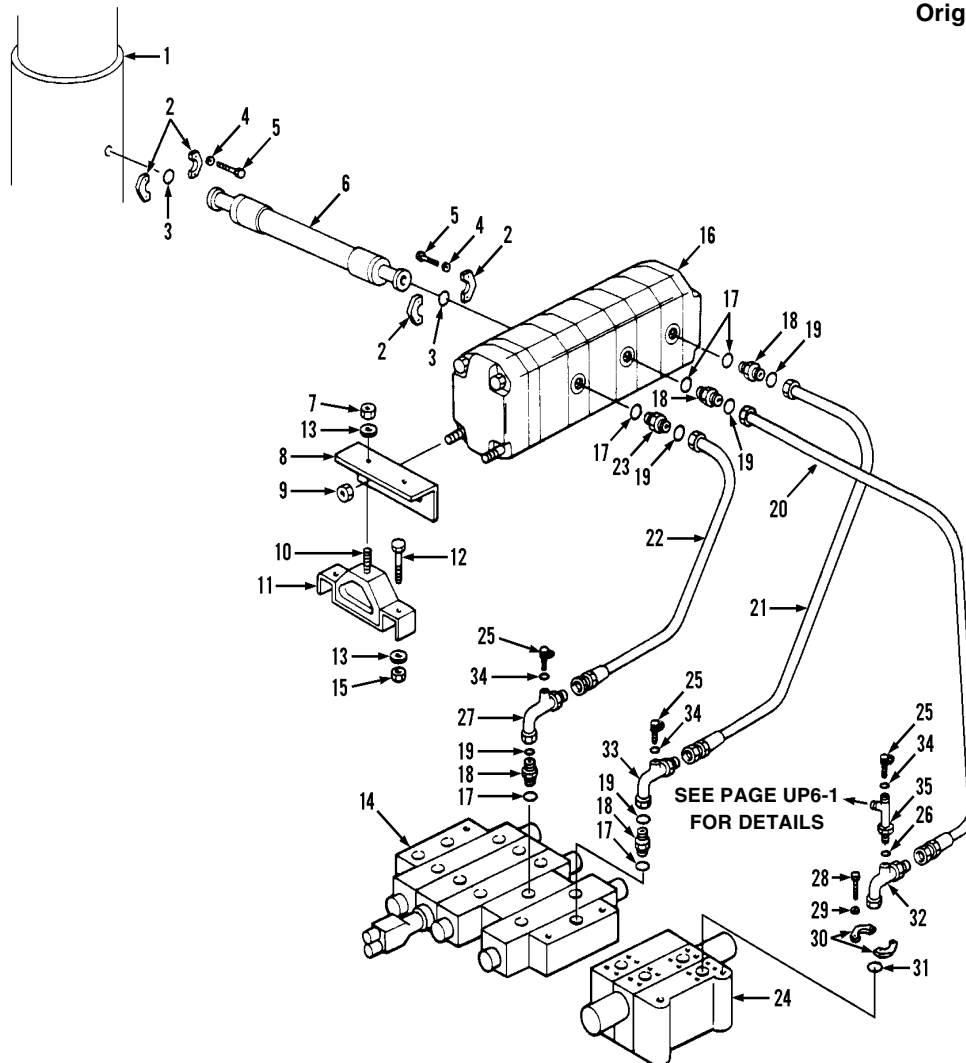
Item	Part No.	Qty.	Description Of Part	Item	Part No.	Qty.	Description Of Part
1		Ref	TOOL CYLINDER ASSY, (see page UP4-17 for details)	20	7732-6032	1	WEAR GUIDE WELDMENT
2	8859-1508	2	O-RING SEAL	21	8856-1006	2	FLAT WASHER, 1/2
3	8471-7428	2	HOSE ASSY	22	8820-1063	1	HEX HD CAPSCREW, 1/2-13X3/4, GR5
4	7732-3016	2	TOOL TUBE ASSY	23	7713-3279	5	CLAMP SET
5	7713-3137	9	COVER PLATE	24	8859-1207	2	O-RING
6	7732-3068	4	CLAMP SET	25	7732-1159	1	MOUNTING BRACKET
7	8820-1023	9	HEX HD CAPSCREW, 5/16-18X1-3/4, GR5, (loctite & torque to 94-104 in.lbs.)	26	8820-1035	2	HEX HD CAPSCREW, 3/8-16X1, GR5
8	7732-3028	1	HOSE CARRIER ASSY, (includes items 9 thru 12)	27	8852-1206	2	HEX LOCKNUT, 3/8-16
9	7732-4001	AR	GLIDE BAR	28	8859-1507	4	O-RING SEAL
10	8826-1105	AR	SOCKET BUTTON HD CAPSCREW, #10-32X1/4	29	8471-7433	2	HOSE ASSY
11	7732-4002	AR	LINK PIN ASSY	30		Ref	TELESCOPE BOOM ASSY, (see page UP2-5 for details)
12	7732-4003	AR	LINK BOLT ASSY	31		Ref	MAIN BOOM ASSY, (see page UP2-3 for details)
13	9103-3186	2	BEARING	32	8852-1310	3	HEX LOCKNUT, 5/8-11
14	8820-1530	4	HEX HD CAPSCREW, 3/8-24X1/2, GR5	33	8688-1287	3	FLAT WASHER
15	8855-1011	4	LOCKWASHER, 3/8	34	8347-1033	3	MOUNTING PAD
16	7732-6031	1	CHANNEL WELDMENT	35	8820-1105	3	HEX HD CAPSCREW, 3/8-11X4, GR5
17	7732-1164	1	GUIDE	36	7732-3018	1	MAIN TOOL TUBE ASSY
18	8852-1306	4	HEX LOCKNUT, 3/8-16	37	7732-3024	1	MAIN TOOL TUBE ASSY
19	8841-1062	4	ROUND HD CARRIAGE BOLT, 3/8-16X1	38	8859-1508	2	O-RING SEAL
				39	8471-7456	2	HOSE ASSY
				40	8866-2332	2	ELBOW, 90 DEGREES, (includes item 24)

SEE PAGE UP5-8 FOR
 CONTINUATION OF CIRCUIT



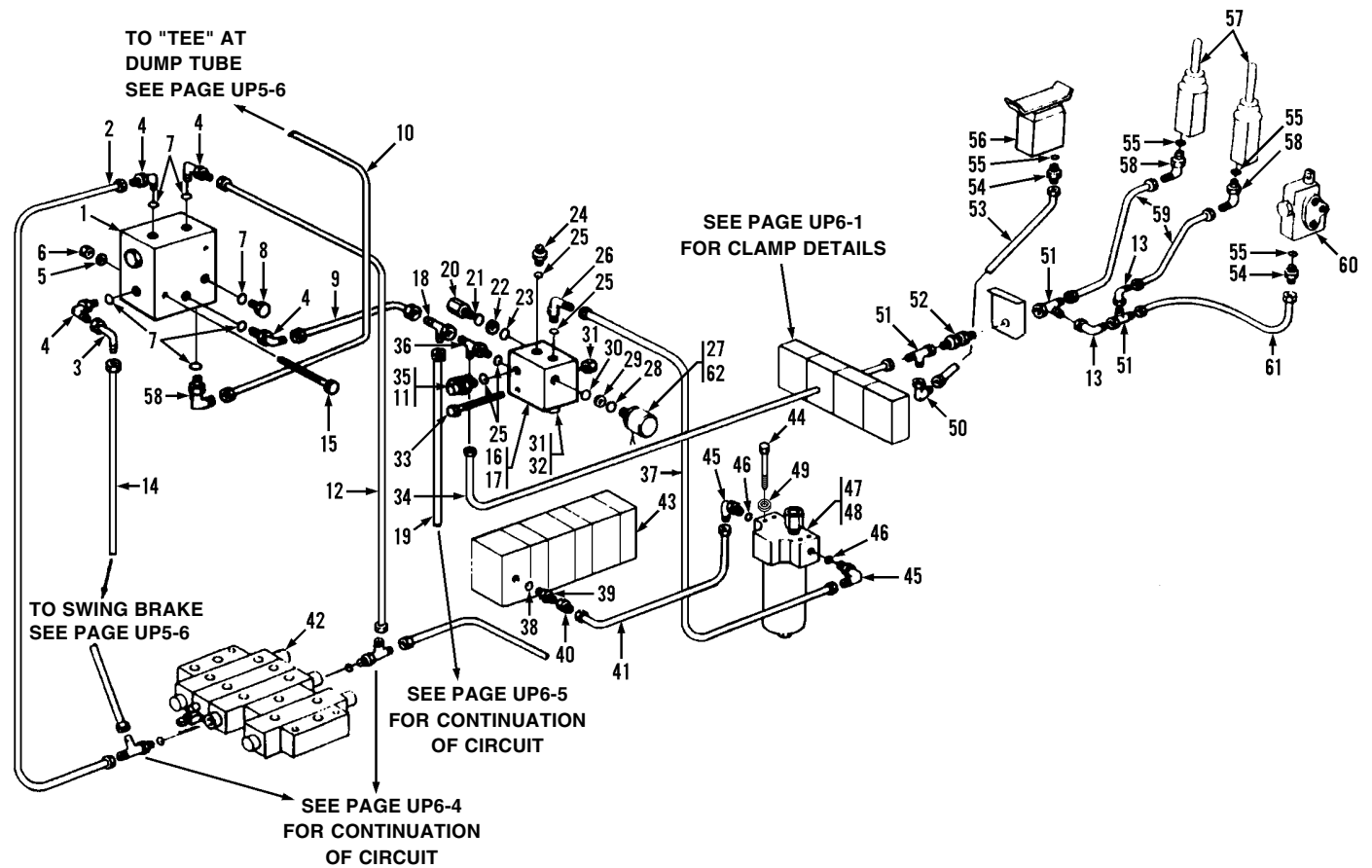
* NOTE: See Page UP5-1 For Clamp Details

Item	Part No.	Qty.	Description Of Part	Item	Part No.	Qty.	Description Of Part
1	8859-1508	6	O-RING SEAL	17	8820-1035	2	HEX HD CAPSCREW, 3/8-16X1, GR5
2	7732-3006	1	TUBE ASSY	18	8856-1004	4	FLAT WASHER, 3/8
3	7732-3007	1	TUBE ASSY	19	8850-1006	2	HEX NUT, 3/8-16
4	8471-7438	1	HOSE ASSY	20	7734-6005	1	CLAMP BRACKET
5	8471-7439	1	HOSE ASSY	21	7736-3035	1	CLAMP HALVES
6	7713-3133	1	CLAMP SET	22	7713-3281	1	COVER PLATE
7	7713-3134	1	COVER PLATE	23	8820-1026	1	HEX HD CAPSCREW, 5/16-18X2-1/2, GR5
8	8820-1024	1	HEX HD CAPSCREW, 5/16-18, GR5	24	9020-0482	2	TUBE CLAMP
9	7713-3089	2	MINI-CHECK COUPLING, (includes item 27)	25	8821-1073	1	SOCKET HEAD CAPSCREW, 3/8-16X1-1/2, GR8
10	8859-1204	2	O-RING	26	8852-1206	1	HEX LOCKNUT, 3/8-16
11	7736-3023	1	TUBE ASSY	27	8376-3089	2	VITON O-RING, (lubricate lightly)
12	7736-3022	1	TUBE ASSY	28	9002-7187	4	TIE STRAP
13	8859-1509	2	O-RING SEAL	29	8850-1008	2	HEX NUT, 1/2-13
14	8866-2309	2	CONNECTOR, (includes item 15)	30	7734-1044	1	SUPPORT CLAMP
15	8859-1207	2	O-RING	31	8820-1065	2	HEX HD CAPSCREW, 1/2-13X1, GR5
16		Ref	HOIST, SWING, TILT & TOOL CONTROL VALVE ASSY, (see page UP4-14 for details)				

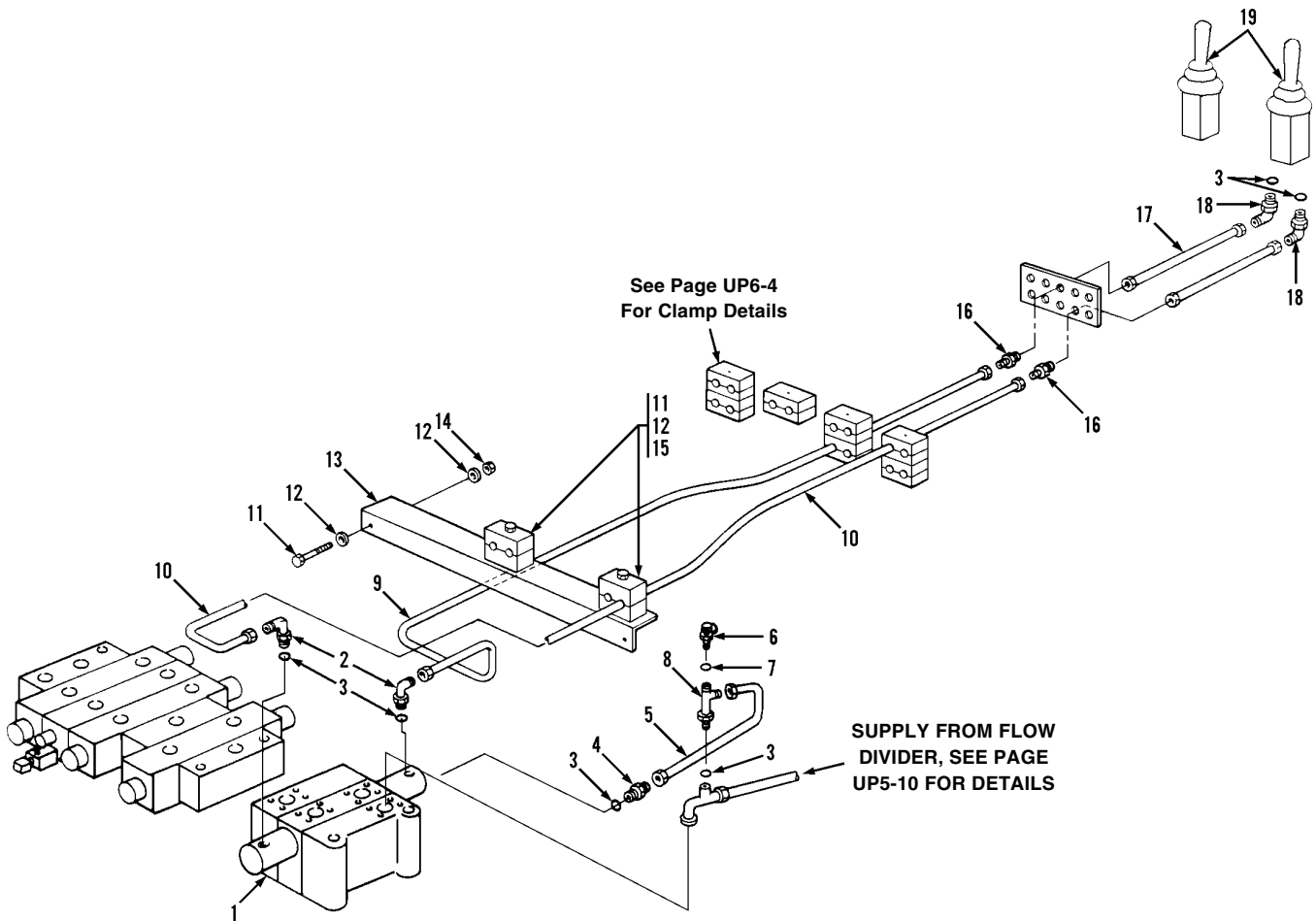


Item	Part No.	Qty.	Description Of Part
1		Ref	CENTER PIN ASSY, (see page UP4-2 for details)
2	8471-1342	4	FLANGE HALF
3	7736-3037	2	SQUARE RING SEAL
4	8855-1013	8	LOCKWASHER, 1/2
5	8820-1067	8	HEX HD CAPSCREW, 1/2-13X1-1/2, GR5
6	8471-7431	1	HOSE ASSY
7	8850-1006	4	HEX NUT, 3/8-16
8	7734-1048	2	FLOW DIVIDER BRACKET
9	8850-1010	4	HEX NUT, 5/8-11
10	8820-1035	4	HEX HD CAPSCREW, 3/8-16X1, GR5
11	7734-3005	4	CHAN-L-MOUNT
12	8820-1037	8	HEX HD CAPSCREW, 3/8-16X1-1/2, GR5
13	8856-1004	8	FLAT WASHER, 3/8
14		Ref	HOIST, TILT, TOOL & SWING CONTROL VALVE ASSY, (see page UP4-14 for details)
15	8850-1006	8	HEX NUT, 3/8-16
16		Ref	FLOW DIVIDER ASSY, (see page UP4-3 for details)

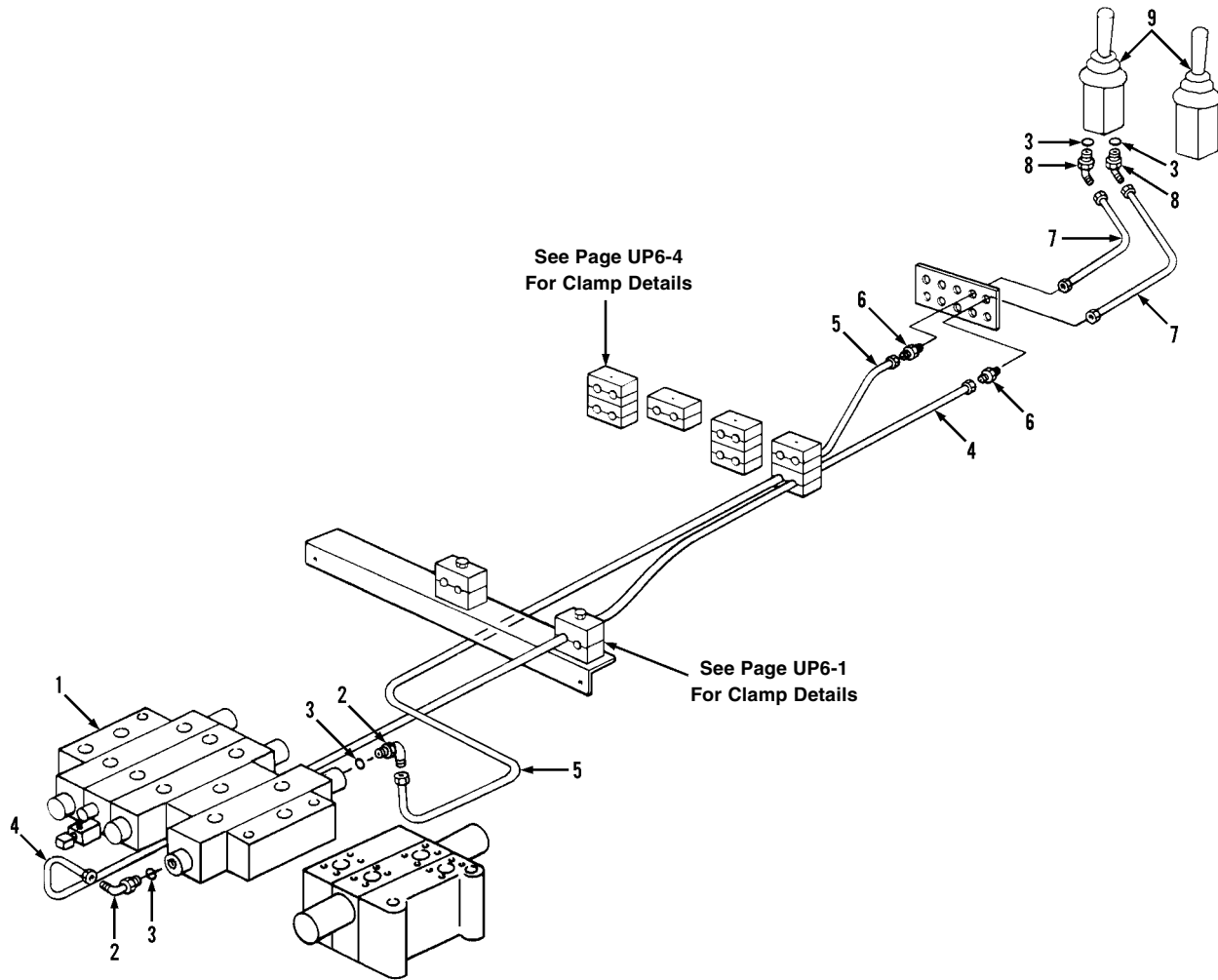
Item	Part No.	Qty.	Description Of Part
17	8859-1209	5	O-RING
18	8866-2306	4	CONNECTOR, (includes item 17)
19	8859-1508	5	O-RING
20	8471-7427	1	HOSE ASSY
21	8471-7475	1	HOSE ASSY
22	8471-7429	1	HOSE ASSY
23	8866-2304	1	CONNECTOR, (includes item 17)
24		Ref	BOOM CONTROL VALVE ASSY, (see page UP4-5 for details)
25	7713-3089	3	MINI-CHECK COUPLING, (includes item 34)
26	8859-1204	1	O-RING
27	7736-3013	1	ELBOW, 90 DEGREES
28	8820-1036	4	HEX HD CAPSCREW, 3/8-16X1-1/4, GR5
29	8855-1011	4	LOCKWASHER, 3/8
30	8471-1333	2	FLANGE HALF
31	8366-1304	1	SQUARE RING SEAL
32	7736-3015	1	ELBOW, 90 DEGREES
33	7736-3013	1	ELBOW, 90 DEGREES
34	8376-3056	3	VITON O-RING, (lubricate lightly)
35	8866-2139	1	RUN TEE, (includes item 26)



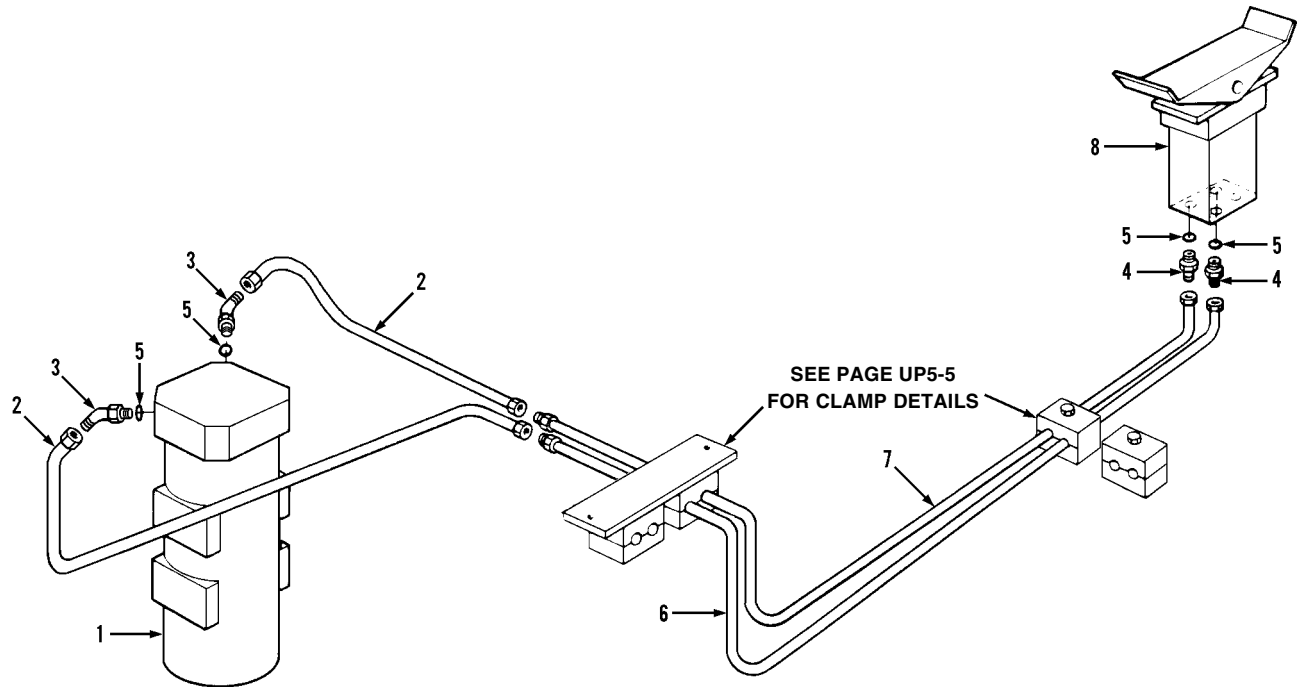
Item	Part No.	Qty.	Description Of Part	Item	Part No.	Qty.	Description Of Part
1		Ref	BRAKE RELEASE VALVE ASSY, (see page UP4-11 for details)	36	8866-2139	1	RUN TEE, (includes item 25)
2	7736-3174	1	TUBE ASSY	37	7713-3406	1	TUBE ASSY
3	8866-2105	2	ELBOW, 90 DEGREES, (swivel nut)	38	8859-1205	1	O-RING
4	8866-2064	4	ELBOW, 90 DEGREES, (includes item 7)	39	8866-2020	1	CONNECTOR, (includes item 38)
5	8855-1010	2	LOCKWASHER, 5/16	40	8688-3469	1	ADAPTER
6	8850-1005	2	HEX NUT, 5/16-18	41	8471-6751	1	HOSE ASSY
7	8859-1204	6	O-RING	42		Ref	HOIST, SWING, TILT & TOOL CONTROL VALVE ASSY, (see page UP4-14 for details)
8	8866-2174	1	HEX HD PLUG, (includes item 7)	43		Ref	FLOW DIVIDER ASSY, (see page UP4-3 for details)
9	7736-3173	1	TUBE ASSY	44	8820-1002	4	HEX HD CAPSCREW, 1/4-20X5/8, GR5
10	7713-3197	1	HOSE ASSY	45	8866-2064	2	ELBOW, 90 DEGREES, (includes item 46)
11	8376-3056	1	VITON O-RING, (lubricate lightly)	46	8859-1204	2	O-RING
12	7736-3175	1	TUBE ASSY	47	8093-3056	1	FILTER ASSY, (10 micron), (includes item 48)
13	8866-2105	2	ELBOW, 90 DEGREES, (swivel nut)	48	8093-3057	1	FILTER ELEMENT, (long)
14	8471-7420	1	HOSE ASSY		7736-4178	1	FILTER ELEMENT, (short)
15	8820-1024	2	HEX HD CAPSCREW, 5/16-18X2, GR5	49	8855-1009	4	LOCKWASHER, 1/4
16	7734-3040	1	PILOT VALVE ASSY, (includes items 17, 18, 20 thru 30, 32, 35 & 36)	50	8866-2119	1	ELBOW, 45 DEGREES, (swivel nut)
17		1	VALVE BLOCK	51	8866-2239	3	SWIVEL NUT RUN TEE
18	8866-2239	1	SWIVEL NUT RUN TEE	52	8866-1084	1	BULKHEAD UNION, 9/16-18X3/8
19	7736-3216	1	TUBE ASSY	53	7713-3447	1	HOSE ASSY
20	7736-3284	1	RELIEF VALVE ASSY, (included items 21, 22 & 23), (set crack at 450 PSI)	54	8866-2005	2	CONNECTOR, (includes item 55)
21	8859-1206	1	O-RING	55	8859-1204	4	O-RING
22	7713-3603	1	BACK-UP RING	56		Ref	FOOT OPERATED PEDAL VALVE, (see page UP4-19 for details)
23	7713-3506	1	O-RING	57		Ref	JOYSTICK ASSY, (see page UP4-9 for details)
24	8866-2005	1	CONNECTOR, (includes item 25)	58	8866-2084	3	ELBOW, 45 DEGREES, (includes item 55)
25	8859-1204	4	O-RING	59	8471-7289	2	HOSE ASSY
26	8866-2064	1	ELBOW, 90 DEGREES, (includes item 25)	60		Ref	DIRECTIONAL CONTROL VALVE ASSY, (see page UP4-4 for details)
27	7736-3283	1	SOLENOID VALVE ASSY, (includes items 28, 29, 30 & 62)	61	7713-3406	1	HOSE ASSY
28	8859-1206	1	O-RING	62	7738-5131	1	DIODE ASSY
29	7713-3608	1	BACK-UP RING				NOTE: ONLY ITEMS WITH PART NUMBERS ARE AVAILABLE FOR SERVICE.
30	7713-3510	1	O-RING				
31	8850-1005	2	HEX NUT, 5/16-18				
32	8866-2174	1	HEX HD PLUG, (includes item 25)				
33	8820-1025	2	HEX HD CAPSCREW, 5/16-18X2-1/4, GR5				
34	7736-3092	1	TUBE ASSY				
35	7713-3089	1	MINI-CHECK COUPLING, (includes item 11)				



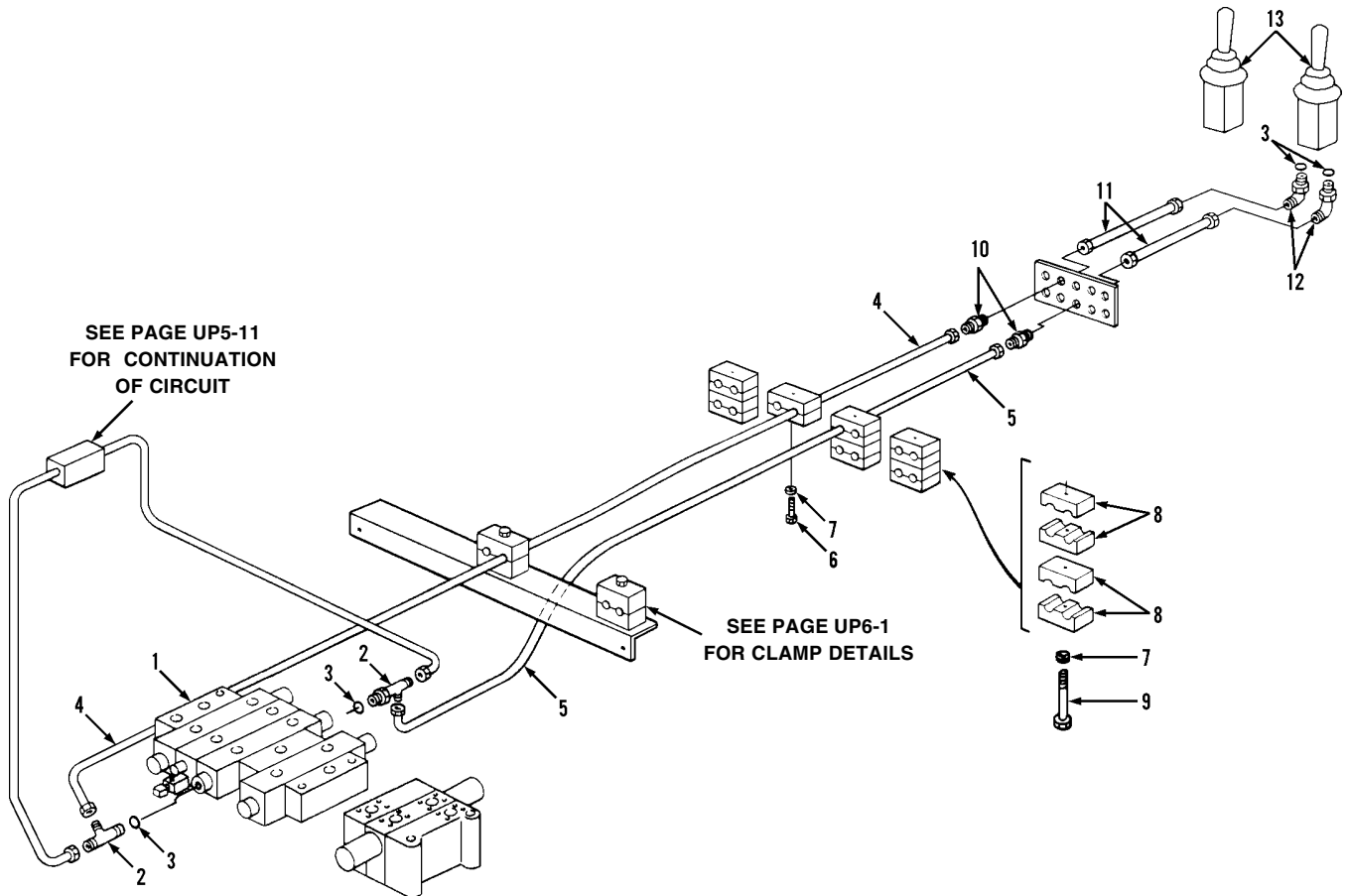
Item	Part No.	Qty.	Description Of Part	Item	Part No.	Qty.	Description Of Part
1		Ref	BOOM CONTROL VALVE ASSY, (see page UP4-5 for details)	11	8820-1005	4	HEX HD CAPSCREW, 1/4-20X1, GR5
2	8866-2064	2	ELBOW, 90 DEGREES, (includes item 3)	12	8856-1002	6	FLAT WASHER, 1/4
3	8859-1204	6	O-RING	13	7734-6016	1	TUBE CLAMP BRACKET
4	8866-2005	1	CONNECTOR, (includes item 3)	14	8850-1004	2	HEX NUT, 1/4-20
5	7736-3083	1	TUBE ASSY	15	7713-3270	2	CLAMP SET
6	7713-3089	1	MINI-CHECK COUPLING, (includes item 7)	16	8866-1084	2	BULKHEAD UNION, 9/16-18X3/8
7	8376-3056	1	VITON O-RING, (lubricate lightly)	17	8471-7340	2	HOSE ASSY
8	8866-2139	1	RUN TEE, (Includes item 3)	18	8866-2084	2	ELBOW, 45 DEGREES, (includes item 3)
9	7736-3168	1	TUBE ASSY	19		Ref	JOYSTICK ASSY, (see page UP4-9 for details)
10	7736-3158	1	TUBE ASSY				



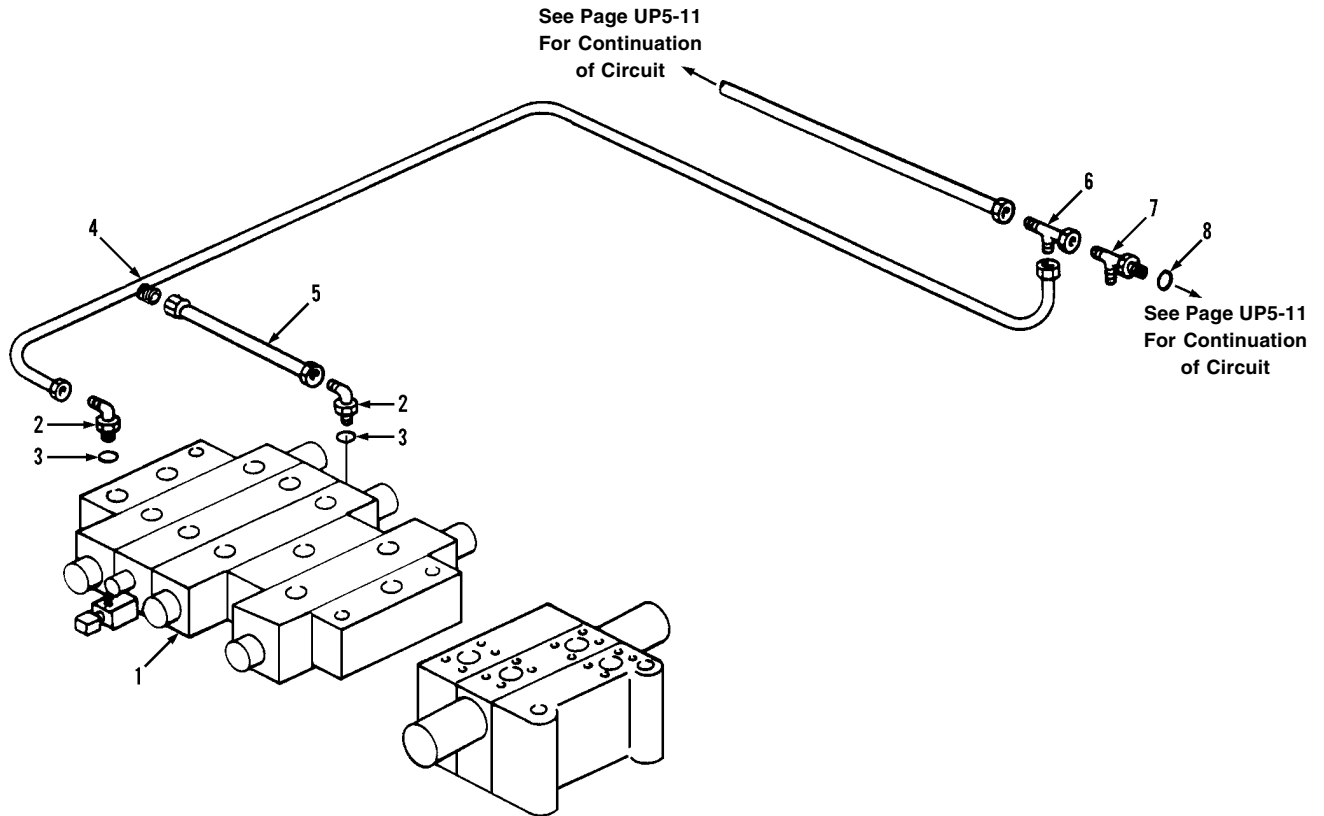
Item	Part No.	Qty.	Description Of Part
1		Ref	HOIST, SWING, TILT & TOOL CONTROL VALVE ASSY, (see page UP4-14 for details)
2	8866-2064	2	ELBOW, 90 DEGREES, (includes item 3)
3	8859-1204	4	O-RING
4	7736-3167	1	TUBE ASSY
5	7736-3155	1	TUBE ASSY
6	8866-1084	2	BULKHEAD UNION, 9/16-18X3/8 TUBE
7	8471-7289	2	HOSE ASSY
8	8866-2084	2	ELBOW, 45 DEGREES, (includes item 3)
9		Ref	JOYSTICK ASSY, (see page UP4-9 for details)



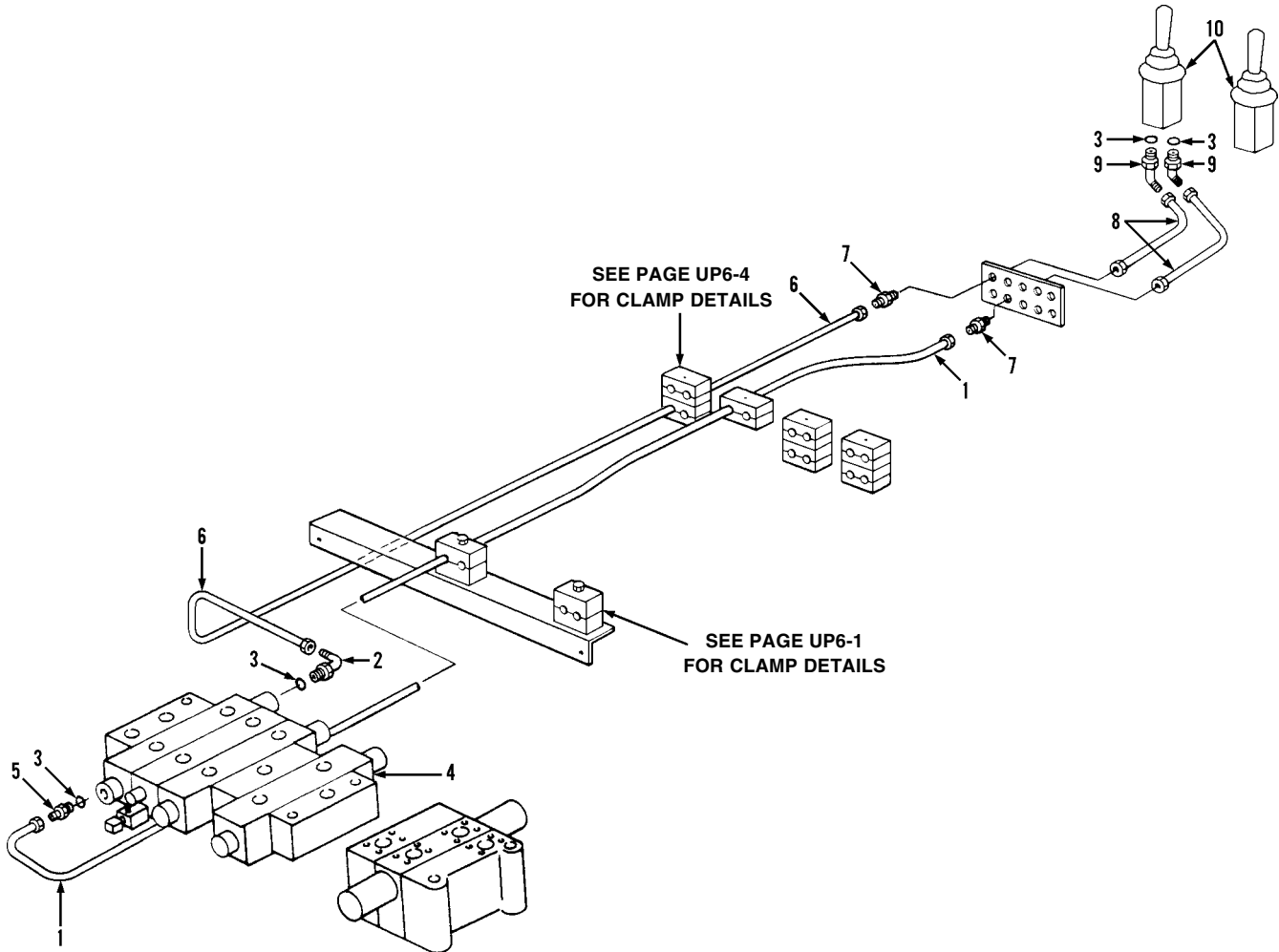
Item	Part No.	Qty.	Description Of Part
1		Ref	CENTER PIN ASSY, (see page UP4-2 for details)
2	8471-6434	2	HOSE ASSY
3	8866-2084	2	ELBOW, 45 DEGREES, (includes item 5)
4	8866-2005	2	CONNECTOR, (includes item 5)
5	8859-1204	4	O-RING
6	7736-3137	1	TUBE ASSY
7	7736-3136	1	TUBE ASSY
8		Ref	FOOT OPERATED PEDAL VALVE ASSY, (see page UP4-19 for details)



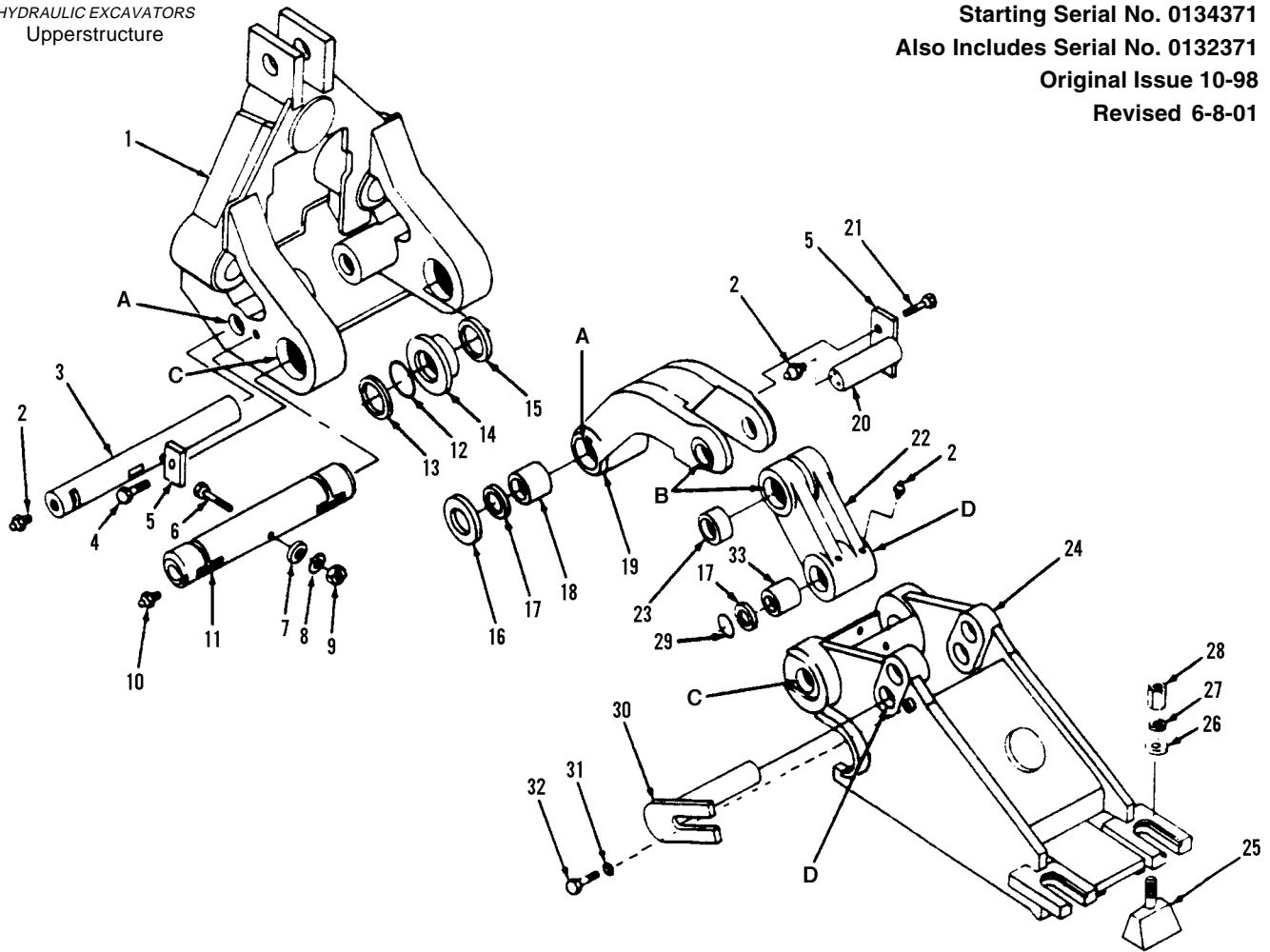
Item	Part No.	Qty.	Description Of Part
1		Ref	HOIST, SWING, TILT & TOOL CONTROL VALVE ASSY, (see page UP4-14 for details)
2	8866-2139	2	RUN TEE, (includes item 3)
3	8859-1204	4	O-RING
4	7736-3100	1	TUBE ASSY
5	7736-3094	1	TUBE ASSY
6	8820-1005	1	HEX HD CAPSCREW, 1/4-20X1, GR5
7	8856-1002	4	FLAT WASHER, 1/4
8	7713-3270	7	CLAMP SET
9	8820-1008	3	HEX HD CAPSCREW, 1/4-20X1-3/4, GR5
10	8866-1084	2	BULKHEAD UNION, 9/16-18X3/8, TUBE
11	8471-7340	2	HOSE ASSY
12	8866-2084	2	ELBOW, 45 DEGREES, (includes item 3)
13		Ref	JOYSTICK ASSY, (see page UP4-9 for details)



Item	Part No.	Qty.	Description Of Part
1		1	HOIST SWING, TILT & TOOL CONTROL VALVE ASSY, (see page UP4-14 for details)
2	8866-2064	2	ELBOW, 90 DEGREES, (includes item 3)
3	8859-1204	2	O-RING
4	7736-3216	1	TUBE ASSY
5	7736-3217	1	TUBE ASSY
6	8866-2239	1	SWIVEL NUT RUN TEE
7	8866-2139	1	RUN TEE, (includes item 8)
8	8859-1204	1	O-RING

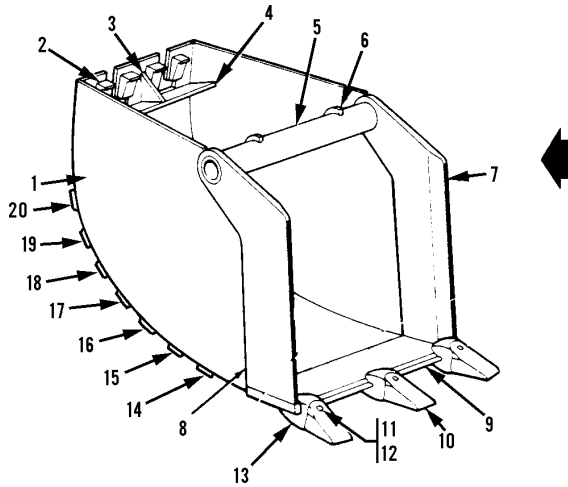


Item	Part No.	Qty.	Description Of Part
1	7736-3160	1	TUBE ASSY
2	8866-2064	1	ELBOW, 90 DEGREES, (includes item 3)
3	8859-1204	4	O-RING
4		Ref	HOIST, SWING, TILT & TOOL CONTROL VALVE ASSY, (see page UP4-14 for details)
5	8866-2005	1	CONNECTOR, (includes item 3)
6	7736-3091	1	TUBE ASSY
7	8866-1084	2	BULKHEAD UNION, 9/16-18X3/8 TUBE
8	8471-7289	2	HOSE ASSY
9	8866-2084	2	ELBOW, 45 DEGREES, (includes item 3)
10		Ref	JOYSTICK ASSY, (see page UP4-9 for details)



Item	Part No.	Qty.	Description Of Part	Item	Part No.	Qty.	Description Of Part
*	7732-5025	1	BOOM END KIT, (includes all items except 1, 19, 22 & 24)	22	8362-5072	1	TOOL LINK ASSY, (includes two of item 17, two of item 33 & item 23)
1		Ref	TELESCOPE BOOM, (see page UP2-5 for details)	23	8362-1030	2	BUSHING
2	8867-1001	8	LUBE FITTING, STRAIGHT, 1/8	24	7732-6038	1	BUCKET ADAPTER
3	7732-1040	1	PIN	25	7712-6027	2	WEDGE BLOCK ASSY
4	8320-1011	2	HEX HD CAPSCREW	26	8662-1223	2	WASHER
5	7732-1043	2	KEEPER	27	8855-1018	2	LOCKWASHER, 1"
6	8320-1118	1	HEX HD CAPSCREW	28	8092-1174	2	HIGH NUT
7	8362-1276	2	BENT WASHER	29	8362-3017	2	O-RING
8	7732-3067	2	BENT WASHER, 1/16	30	8362-6031	1	PIN
9	8852-1312	1	HEX LOCKNUT, 3/4-10	31	8362-1283	1	SPECIAL WASHER
10	8867-1008	2	LUBE FITTING, STRAIGHT. 1/4	*32	8320-1123	1	HEX HD CAPSCREW, 1/2-13x1-3/4, GR8
11	8362-1235	1	SHAFT	33	8362-1246	2	BUSHING
12	8859-1112	2	O-RING				NOTE: ITEM 6, ASSEMBLE AS SHOWN. IF NOT, IT WILL DAMAGE TOOL CYLINDER ROD WHEN BUCKET ACTION APPROACHES CLOSED POSITION.
13	8362-1027	2	BACK-UP RING				NOTE: FOR ASSEMBLY PROCEDURE, ASSEMBLE "A" TO "A", "B" TO "B", "C" TO "C" & "D" TO "D".
14	8362-1033	2	BUSHING				
15	8362-1035	2	SEAL				
16	8362-1040	2	THRUST WASHER				
17	8362-1036	4	SEAL				
18	8362-1037	2	BUSHING				
19	8362-5012	1	CONNECTING LINK ASSY, (includes two of item 17 & two of item 18)				
20	7732-1042	1	PIN				
21	8320-1024	2	HEX HD CAPSCREW, 3/8-16X1, GR8				

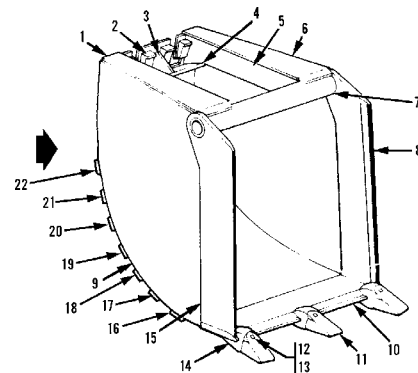
* - Added part number 7732-5025; changed part number on item 32.



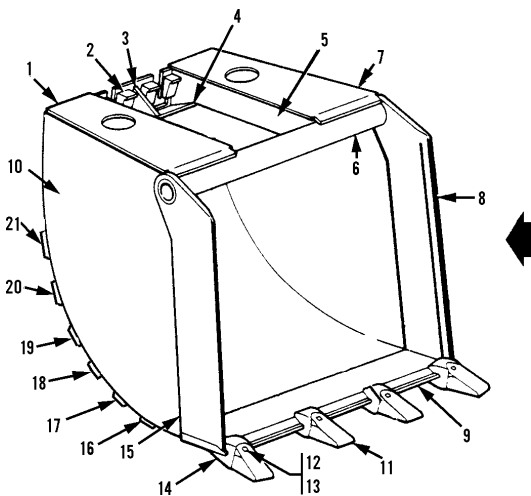
Item	Part No.	Qty.	Description Of Part
	8345-6003	1	24" EXCAVATING BUCKET, (includes all items)
1	8345-1036	2	SIDE PLATE
2	8345-1027	4	WEDGE BLOCK
3	8345-1029	1	GUSSET
4	8345-1030	1	BRACE
5	8345-1031	1	CROSS TUBE
6	8345-1028	2	STOP
7	8345-1034	1	CUTTING EDGE, R.H.
8	8345-1033	1	CUTTING EDGE, L.H.
9	8345-1035	1	CUTTING EDGE
10	8665-1013	3	TOOTH
11	8596-1018	3	LOCKING PIN
12	8596-1019	3	RUBBER PIN LOCK
13	8665-1012	3	TOOTH BASE, (includes item 12)
14	8345-1289	1	WEAR STRIP
15	8345-1290	1	WEAR STRIP
16	8065-1113	1	WEAR STRIP
17	8065-1106	1	WEAR STRIP
18	8065-1094	1	WEAR STRIP
19	8345-1291	1	WEAR STRIP
20	8065-1391	1	WEAR STRIP

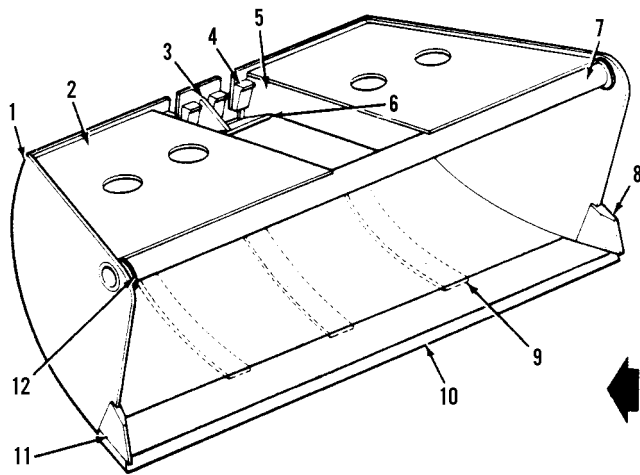
Item	Part No.	Qty.	Description Of Part
	8345-6002	1	30" EXCAVATING BUCKET, (includes all items)
1	8345-1071	1	TOP PLATE, L.H.
2	8345-1018	4	WEDGE BLOCK
3	8345-1023	1	GUSSET
4	8345-1160	1	PLATE
5	8345-1016	2	ARM
6	8345-1019	1	TOP PLATE, R.H.
7	8345-1020	1	TUBE
8	8345-1006	1	CUTTING EDGE, R.H.
9	8345-1008	2	SIDE PLATE
10	8345-1015	1	FRONT CUTTER
11	8665-1013	3	TOOTH
12	8596-1018	3	LOCKING PIN
13	8596-1019	3	RUBBER PIN LOCK
14	8665-1012	3	TOOTH BASE, (includes item 13)
15	8345-1007	1	CUTTING EDGE, L.H.
16	8095-1105	1	WEAR STRIP
17	8095-1103	1	WEAR STRIP
18	8025-1062	1	WEAR STRIP
*19	8345-1289	1	WEAR STRIP
20	8345-1290	1	WEAR STRIP
21	8065-1106	1	WEAR STRIP
22	8065-1094	1	WEAR STRIP

* - Changed part number on item 19.

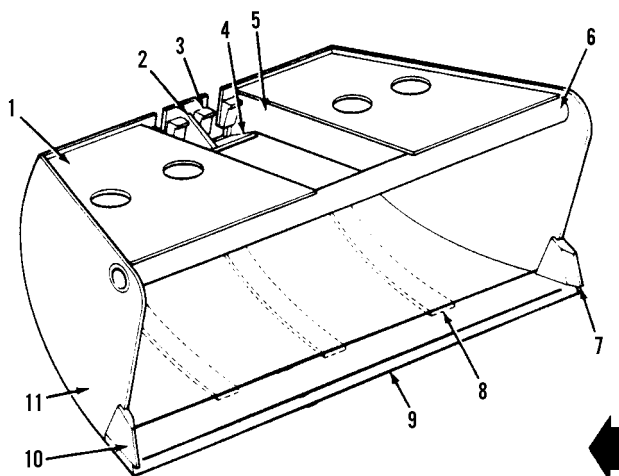


Item	Part No.	Qty.	Description Of Part
	8345-6006	1	36" EXCAVATING BUCKET, (includes all items)
1	8345-1075	1	TOP PLATE, L.H.
2	8345-1018	4	WEDGE BLOCK
3	8345-1085	1	GUSSET
4	8345-1079	1	BRACE
5	8345-1084	2	ARM
6	8345-1078	1	CROSS TUBE
7	8345-1076	1	TOP PLATE, R.H.
8	8345-1081	1	CUTTING EDGE, R.H.
9	8345-1080	1	CUTTING EDGE
10	8345-1083	2	SIDE PLATE
11	8665-1013	4	TOOTH
12	8596-1018	4	LOCKING PIN
13	8596-1019	4	RUBBER PIN LOCK
14	8665-1012	4	TOOTH BASE, (includes item 13)
15	8345-1082	1	CUTTING EDGE, L.H.
16	8065-1121	1	WEAR STRIP
17	8065-1071	1	WEAR STRIP
18	8095-1108	1	WEAR STRIP
19	8025-1013	1	WEAR STRIP
20	8025-1013	1	WEAR STRIP
21	8065-1068	1	WEAR STRIP

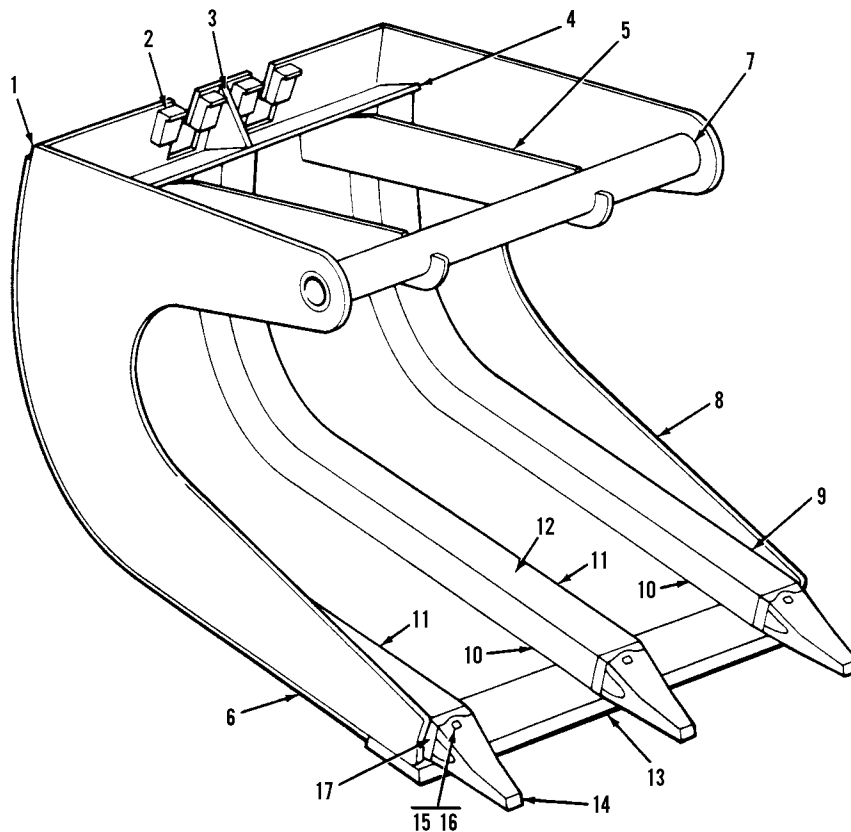




Item	Part No.	Qty.	Description Of Part
	8345-6026	1	60" DITCHING BUCKET, (includes all items)
1	8345-1197	2	SIDE PLATE
2	8345-1159	2	TOP PLATE
3	8345-1163	1	GUSSET
4	8345-1161	4	WEDGE BLOCK
5	8345-1162	2	ARM
6	8345-1160	1	PLATE
7	8345-1156	1	TUBE
8	2429-1027	1	CUTTING EDGE R.H.
9	8345-1196	3	WEAR PLATE
10	8345-1004	1	CUTTING EDGE
11	2429-1026	1	CUTTING EDGE L.H.
12	8345-1198	2	COLLAR

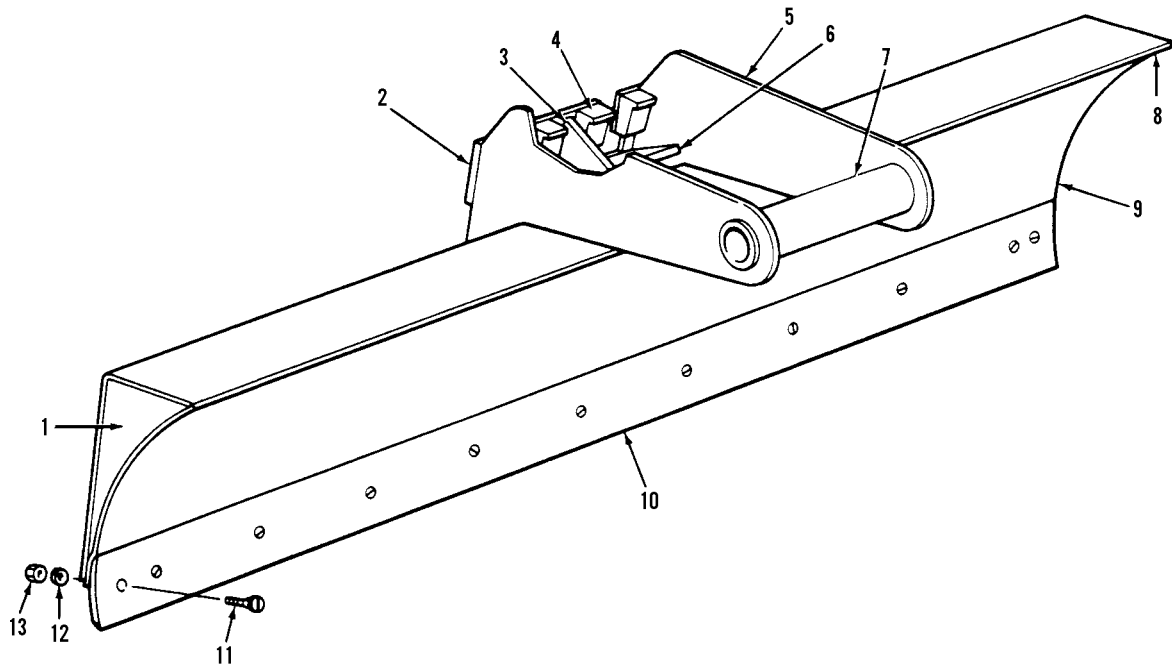


Item	Part No.	Qty.	Description Of Part
	8345-6019	1	66" DITCH CLEANING BUCKET, (includes all items)
1	8345-1171	2	TOP PLATE
2	8345-1168	1	GUSSET
3	8345-1170	4	WEDGE BLOCK
4	8345-1169	1	PLATE
5	8345-1173	2	ARM
6	8345-1167	1	TUBE
7	2429-1027	1	CUTTING EDGE R.H.
8	8345-1172	3	WEAR BAR
9	8345-1165	1	CUTTING EDGE
10	2429-1026	1	CUTTING EDGE L.H.
11	8345-1164	2	SIDE PLATE

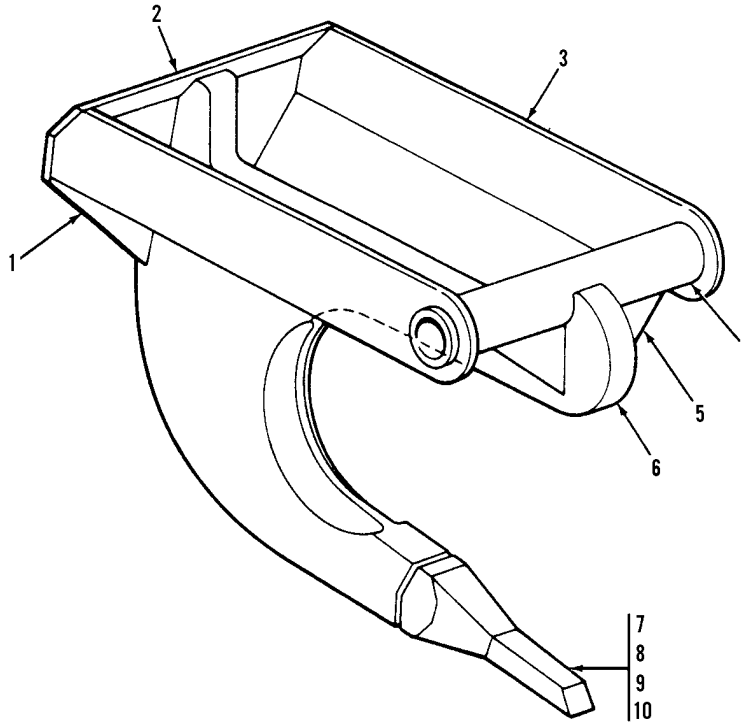


Item	Part No.	Qty.	Description Of Part
	8345-6005	1	30" PAVEMENT REMOVAL BUCKET, (includes all items)
1	8345-1058	1	SIDE PLATE, L.H.
2	8345-1018	4	WEDGE BLOCK
3	8345-1072	1	GUSSET
4	8345-1063	1	PLATE
*5	8345-1266	2	ARM
*6	8345-1067	3	WEAR STRIP
7	8345-1064	1	TUBE
8	8345-1059	1	SIDE PLATE, R.H.
9	8345-1061	2	RUNNER, TOP
10	8345-1068	2	RUNNER, L.H.
11	8345-1069	2	RUNNER, R.H.
12	8345-1062	1	RUNNER, TOP
13	8345-1065	1	FRONT CUTTING EDGE
14	8598-1009	3	TOOTH
15	8598-1012	3	PIN
16	8598-1011	3	PINLOCK
17	8598-1010	3	ADAPTER

* - Changed part numbers on items 5 & 6; removed item 18.

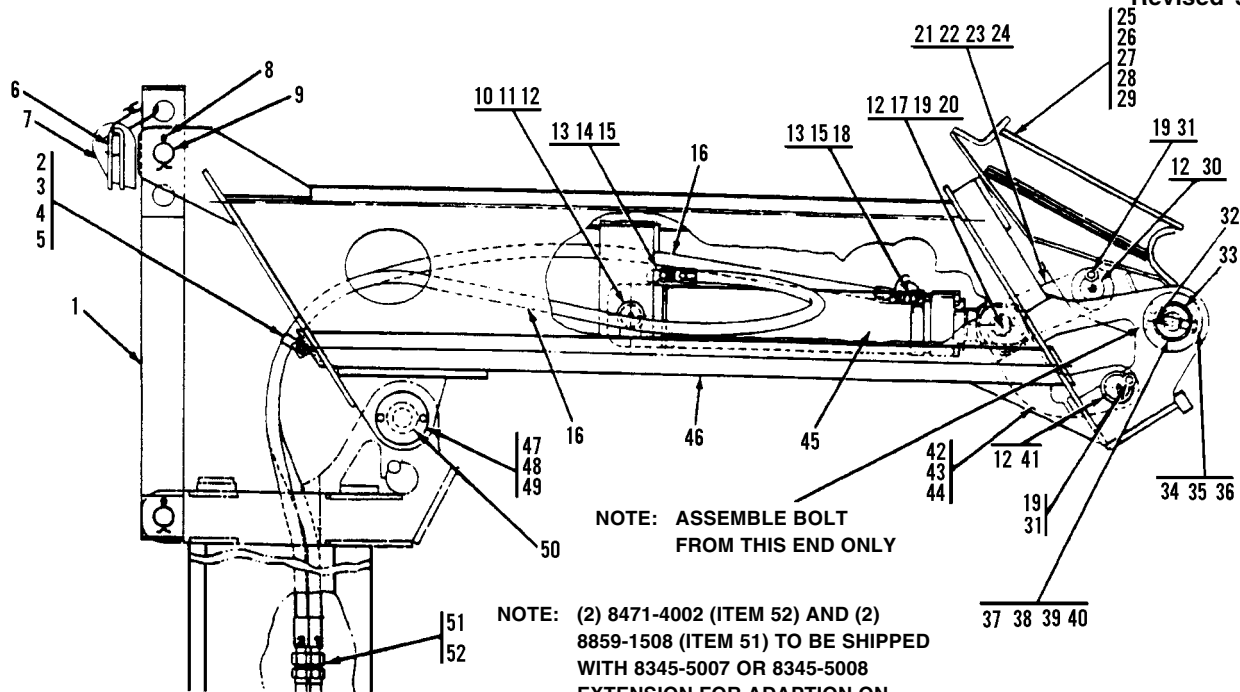


Item	Part No.	Qty.	Description Of Part
	8345-6004	1	8 FOOT GRADING BLADE, (includes all items)
1	8345-1070	4	STIFFENER
2	8345-1053	1	BACK PLATE
3	8345-1022	1	GUSSET
4	8345-1003	4	WEDGE BLOCK
5	8345-1055	2	ARM
6	8345-1001	1	PLATE
7	8345-1056	1	TUBE
8	8345-1057	1	BENT PLATE
9	2413-1039	1	MOLDBOARD
10	2413-1047	1	BLADE
11	8842-1038	10	PLOW BOLT, 5/8-11X2
12	8855-1015	10	LOCKWASHER, 5/8
13	8850-1010	10	HEX NUT, 5/8-11



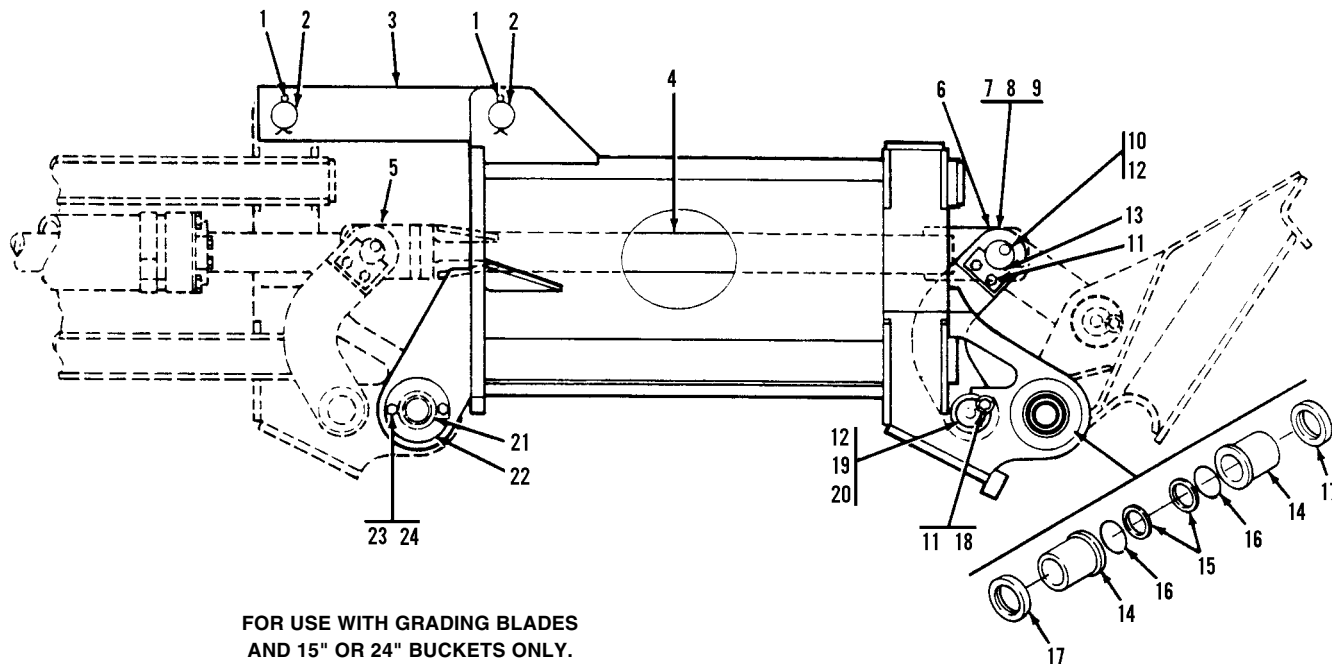
Item	Part No.	Qty.	Description Of Part
	8345-6015	1	SINGLE TOOTH RIPPER, (includes all items)
1	8345-1140	2	GUSSET
2	8365-1069	1	BAR
3	8345-1139	2	ARM
4	8345-1138	1	TUBE
*5	8372-1003	2	GUSSET
6	8345-1141	1	RIPPER ARM
7	8598-1009	1	TOOTH
8	8598-1010	1	ADAPTER
9	8598-1011	1	RUBBER LOCK
10	8598-1012	1	PIN

* - Changed part number on item 5.



Item	Part No.	Qty.	Description Of Part	Item	Part No.	Qty.	Description Of Part
	8345-5008	1	6 FOOT MATERIAL UNLOADING EXTENSION W/TOOL CYLINDER, (includes all items)	25	8342-6007	1	BUCKET ADAPTER
	8345-5007	1	6 FOOT MATERIAL UNLOADING EXTENSION W/O TOOL CYLINDER, (includes all items except item 45)	26	8345-5001	2	WEDGE BLOCK ASSY
1	8345-6013	1	LINK WELDMENT	27	8662-1222	2	HIGH NUT
2	2460-1710	2	HOSE CLAMP	28	8662-1223	2	WASHER
3	8820-1066	2	HEX HD CAPSCREW, 1/2-13X1-1/4, GR5	29	8855-1018	2	LOCKWASHER, 1"
4	8855-1013	2	LOCKWASHER, 1/2	30	8342-1239	1	PIN
5	8850-1008	2	HEX NUT, 1/2-13	31	8662-1374	2	WASHER
6	2448-1005	3	BUCKET CLIP	32	8867-1008	2	LUBE FITTING, STRAIGHT, 1/4-28
7	8345-1180	2	EAR	33	8362-1034	1	SHAFT
8	8863-1342	2	COTTER PIN, 3/16X3	34	8820-1120	1	HEX HD CAPSCREW, 3/4-10X4-1/2, GR5
9	8665-1081	2	PIN	35	8856-1009	1	FLAT WASHER, 3/4
10	8662-1012	1	PIN	36	8852-1312	1	HEX LOCKNUT, 3/4-10
11	8863-1341	1	COTTER PIN, 3/16X2-1/2	37	8362-1033	2	BUSHING
12	8867-1001	6	LUBE FITTING, STRAIGHT, 1/8	38	8362-1027	2	BACK-UP RING
13	8866-2332	2	ELBOW, 90 DEGREES, (includes item 15)	39	8362-1035	2	LIP SEAL
14	8859-1207	1	O-RING	40	8859-1112	2	O-RING
15	8859-1508	2	O-RING, (flat-faced seal)	41	8342-1240	1	PIN
16	8471-7476	2	HOSE ASSY	42	8342-5007	1	CONNECTION LINK ASSY, (includes item 43 & 44)
17	7732-1043	1	KEEPER	43	8362-1037	2	BUSHING
18	8859-1206	1	O-RING	44	8362-1036	2	LIP SEAL
19	8320-1011	3	HEX HD CAPSCREW	45		Ref	TOOL CYLINDER, (see page UP4-17 for details)
20	7732-1042	1	PIN	46	8345-6014	1	MATERIAL UNLOADING EXTENSION WELDMENT
21	8362-5072	1	TOOL LINK ASSY, (includes items 22, 23 & 24)	47	8665-1086	2	CAP
22	8362-1030	2	BUSHING	48	8820-1035	4	HEX HD CAPSCREW, 3/8-16X1, GR5
23	8362-1036	4	SEAL	49	8855-1011	4	LOCKWASHER, 3/8
*24	8362-1246	4	BUSHING	50	8345-1109	1	SHAFT
				51	8859-1508	2	O-RING, (flat-faced seal)
				52	8471-4002	2	PLUG

* - Chnaged part number on item 24.

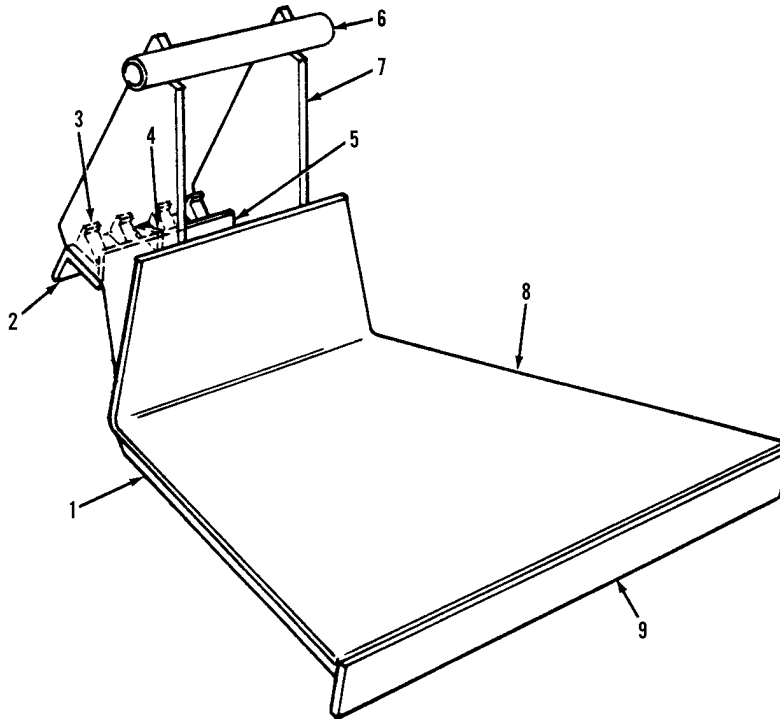


FOR USE WITH GRADING BLADES
 AND 15" OR 24" BUCKETS ONLY.

NOTE: USE ONLY CHROME PLATED PINS WITH
 PARTS HAVING STEEL BUSHINGS.

ILLUSTRATION SHOWN AS ASSEMBLED TO TELESCOPE BOOM.
 USE ONLY PARTS LISTED TO MAKE UP THE ASSEMBLY.

Item	Part No.	Qty.	Description Of Part	Item	Part No.	Qty.	Description Of Part
	8345-5002	1	4 FOOT BOOM EXTENSION ASSY, (includes all items)	11	8320-1011	5	HEX HD CAPSCREW, 3/8-16X1, GR5 SELF-LOCKING, (Nylok)
1	8863-1352	2	COTTER PIN, 1/4X3	12	8867-1001	4	LUBE FITTING, STRAIGHT, 1/8
2	8665-1081	2	PIN	13	7732-1043	1	KEEPER
3	8345-1025	1	EXTENSION LINK	14	8362-1033	2	BUSHING
4	8345-5003	1	PUSH ROD ASSY, (includes items 5 & 6)	15	8362-1027	2	BACK-UP RING
5	8362-1030	2	BUSHING	16	8859-1112	2	O-RING
6	8662-1004	1	BUSHING	17	8362-1035	2	LIP SEAL
7	8342-5007	1	CONNECTION LINK ASSY, (includes items 8 & 9)	18	8662-1374	1	WASHER
8	8362-1037	2	BUSHING	19	8342-1240	1	PIN
9	8362-1036	2	LIP SEAL	20	8342-1215	2	SPACER
10	7732-1042	1	PIN	21	8345-1109	1	SHAFT
				22	8665-1086	2	CAP
				23	8820-1035	4	HEX HD CAPSCREW, 3/8-16X1, GR5
				24	8855-1011	4	LOCKWASHER, 3/8



Item	Part No.	Qty.	Description Of Part
	8345-6032	1	GUARD RAIL BACK SCRAPER, (includes all items)
1	8345-1221	2	OUTER RIB
2	8345-1258	1	BACK PLATE
3	8345-1003	4	WEDGE BLOCK
4	8345-1022	1	GUSSET
5	8345-1001	1	PLATE
6	8345-1031	1	TUBE
7	8345-1219	2	INNER RIB
8	8345-1220	1	COVER PLATE
9	8345-1222	1	CUTTING EDGE

SECTION 1 — INTRODUCTION

Table of Contents UN1-1, UN1-2, UN1-3
 Alphabetical Index UN1-4 THRU UN1-8
 Service Kits UN1-9, UN1-10

SECTION 2 — UNDERCARRIAGE ASSEMBLY

Air Cleaner Assembly UN2-1
 Battery Box, Battery & Cables UN2-2
 Engine Covers UN2-3
 Exhaust System UN2-4
 Fuel Tank & Lines UN2-5
 Frame UN2-6
 Head Lights UN2-7
 Rear View Mirror UN2-8
 Radiator & Hoses UN2-9
 Oil Coolers & Hoses UN2-10
 Fenders R.H. UN2-11
 Fenders L.H. UN2-12
 Hydraulic Oil Reservoir & Filter UN2-13
 Hydraulic Oil Reservoir Supply Circuit UN2-14
 Tail & Stop Lights UN2-15
 Deck Pan & Cover UN2-16
 Decals UN2-17
 Miscellaneous Electrical Cables UN2-18
 Thermal By-Pass Valve Assy UN2-19

SECTION 3 — DRIVE LINE COMPONENTS

Engine Right Side View UN3-1
 Engine Left Side View UN3-2
 Transmission Assembly UN3-3, UN3-4
 Transmission & Converter Assembly UN3-5, UN3-36
 Drive Plate Group Assembly UN3-6, UN3-48
 Front Cover Group Assembly UN3-7, UN3-8, UN3-37
 Input Shaft Assembly UN3-9, UN3-39
 First Clutch Assembly UN3-10, UN3-40
 Second Clutch Assembly UN3-11, UN3-42
 Third Clutch Assembly UN3-12, UN3-43
 Output Shaft Assembly UN3-13, UN3-44
 Main Case Assembly UN3-14, UN3-41
 Charge Pump Assembly UN3-15, UN3-46
 Control Valve Assembly UN3-16, UN3-38
 Transmission Oil Filter & Hoses UN3-17

SECTION 3 — DRIVE LINE COMPONENTS (Cont'd)

Propelling Hydraulic Motor Assembly UN3-18
 Propelling Motor Disconnect Linkage & Shaft Cylinder UN3-19
 Propelling Control Valve Hydraulic Circuit To Propelling Motor UN3-20
 Main Hydraulic Pump Assembly UN3-21
 Main Hydraulic Pump Disconnect Linkage & Shift Cylinder UN3-22
 Main Hydraulic Pump Circuit To Center Pin UN3-23
 Propelling Control Valve Assembly UN3-24
 Propelling Control Valve Main Circuit To Center Pin UN3-25
 Propelling Control Valve Pilot Hydraulic Circuit UN3-26
 Main Hydraulic Pump Circuit To Propelling Control Valve UN3-27
 Propelling Control Valve Dump Circuit UN3-28
 Center Pin Dump Circuit to Reservoir UN3-29
 Stabilizer Cylinder Assembly UN3-30
 Stabilizer Cylinder Hydraulic Circuit UN3-31
 Stabilizer Valve Assembly UN3-32
 Travel Shifter Assembly UN3-33
 Propeller Shaft Assembly UN3-34, UN3-35
 Torque Converter Assembly UN3-45
 Power Steering Pump Adapter Group Assembly UN3-47
 PTO Housing Group UN3-49
 Converter To Transmission Hydraulic Hoses UN3-50

SECTION 4 — FRONT AXLE ASSEMBLY

Front Axle Assembly UN4-1
 Steering Knuckles & Axle Beam UN4-2
 Brake Assy UN4-3
 Front Spoke Wheel & Rim UN4-4
 Front Disc Wheel & Rim UN4-5
 Front Spring Assembly UN4-6
 Front Drive Axle Assembly UN4-7
 Housing Assembly UN4-8
 Differential Carrier Assembly UN4-9
 Steering Knuckles & Shafts UN4-10
 Brake Assembly UN4-11
 Front Drive Disc Wheel & Rim UN4-12

SECTION 5 — REAR AXLE ASSEMBLY

Rear Axle Assembly UN5-1
 Housing Assembly UN5-2
 Differential Carrier Assembly UN5-3
 Brake Shoe Assembly UN5-4
 Rear Disc Wheel & Rim UN5-5
 Rear Spoke Wheel & Rim UN5-6

SECTION 6 — AIR SYSTEM

Air System UN6-1, UN6-2
 Air System Components UN6-3 thru UN6-10

SECTION 7 — CAB & RELATED COMPONENTS

Cab Assembly UN7-1
 Cab Door Assembly UN7-2
 Cab Accoustical Liners UN7-3
 Dash Panel Assembly UN7-4
 Accessory Panel Assembly UN7-5
 Rear View Mirror UN7-6
 Accessory Panel Air Valve UN7-7
 Electronic Foot Pedal UN7-8
 Seat Assembly UN7-9
 Heater & Defroster Assembly UN7-10
 Windshield Wiper & Washer UN7-11

SECTION 8 — STEERING & COMPONENT ASSEMBLIES

Steering Column Assembly UN8-1
 Steering & Drive Shaft UN8-2
 Steering Gear Assembly UN8-3, UN8-4
 Steering Gear Hydraulic Circuit UN8-5
 Power Steering Pump Assembly UN8-6
 Power Steering Reservoir Assembly UN8-7
 Remote Steering Hydraulic Motor Assembly UN8-8
 Remote Steering Hydraulic Circuit UN8-9
 Steering Drag Link Assembly UN8-10

ACCESSORY PANEL	UN7-5
ACCESSORY PANEL AIR VALVE	UN7-7
ACCOUSTICAL LINERS	UN7-3
ADAPTER	UN6-8
AIR CLEANER	UN2-1
AIR CLEANER ELEMENT	UN2-1
AIR CLEANER RESTRICTION INDICATOR	UN2-1
AIR COMPRESSOR	UN6-1, UN6-2
AIR CYLINDER	UN3-19, UN3-22
AIR MANIFOLD	UN7-7
AIR MANIFOLD & CHECK VALVE	UN6-9
AIR PRESSURE GAUGE	UN6-1, UN6-2
AIR RESERVOIR	UN6-7
AIR SYSTEM	UN6-1, UN6-2
AIR SYSTEM COMPONENTS	UN6-1 THRU UN6-10
AIR TANK	UN6-7
AIR VALVE ASSEMBLY	UN6-10
ALTERNATOR	UN3-1
BATTERY	UN2-2
BATTERY BOX	UN2-2
BATTERY CABLES	UN2-2
BOOM REST	UN2-6
BRAKE PILOT VALVE	UN6-4
BRAKE SHOE	UN4-5, UN4-11, UN5-4
BREATHER	UN3-7
BUMPER	UN2-6
CAB	UN7-1
CAB ACCOUSTICAL LINERS	UN7-3
CAB DOOR	UN7-2
CENTER PIN DUMP CIRCUIT TO RESERVOIR	UN3-29
CHECK VALVES	UN3-32
CLEARANCE LIGHTS	UN2-7, UN2-15
CONTROL VALVES	UN3-16, UN3-24, UN3-38
CONVERTER OIL PRESSURE GAUGE	UN7-4
CONVERTER OIL PRESSURE SENDER	UN7-4, UN3-50
CONVERTER OIL TEMPERATURE GAUGE	UN7-4
CONVERTER TO TRANSMISSION HYDRAULIC HOSES	UN3-50
CONVERTER TEMPERATURE SENDER	UN7-4, UN3-50
DASH PANEL	UN7-4
DASH PANEL WIRING HARNESS	UN7-4
DECALS	UN2-17
DECK PAN & COVER	UN2-16
DEFROSTER	UN7-10
DIRECTIONAL SIGNAL FLASHER	UN2-7

DISPLAY LIGHT	UN2-15
DOME LIGHT	UN2-7
DOOR	UN7-2
DOOR COVER PANEL	UN7-2
DOOR HANDLE W/KEY	UN7-2
DOOR LATCH	UN7-2
DOOR STRAP	UN7-2
DOUBLE CHECK VALVE	UN6-5, UN6-9
DRAIN VALVES	UN2-9
DUAL AIR PRESSURE GAUGE	UN7-4
ELECTRONIC FOOT PEDAL	UN7-8
ENGINE COVERS	UN2-3
ENGINE LEFT SIDE VIEW	UN3-2
ENGINE MOUNT	UN3-1
ENGINE RIGHT SIDE VIEW	UN3-1
ENGINE WIRING HARNESS	UN3-2
EXHAUST PIPE	UN2-4
EXHAUST STACK	UN2-4
EXHAUST SYSTEM	UN2-4
FAN	UN3-1
FAN SHROUD	UN2-9
FENDERS	UN2-11, UN2-12
FENDER SKIRT	UN2-11, UN2-12
FILTER	UN2-13, UN3-17
FILTER ELEMENT	UN2-13, UN3-17
FOOT DIMMER SWITCH	UN2-7
FOOT PEDAL VALVE	UN6-3
FRAME	UN2-6
FRONT AXLE	UN4-1, UN4-7
FRONT AXLE DIFFERENTIAL	UN4-9
FRONT AXLE HOUSING	UN4-8
FRONT AXLE SPRING	UN4-6
FRONT BUMPER	UN2-6
FRONT DISC WHEEL & RIM	UN4-5, UN4-12
FRONT SERVICE BRAKE RELAY VALVE	UN6-8
FRONT SPOKE WHEEL & RIM	UN4-4
FUEL FILTER	UN3-2
FUEL GAUGE	UN7-4
FUEL LEVEL SENDER	UN2-5
FUEL LINES	UN2-5
FUEL TANK & CAP	UN2-5
GOVERNOR	UN3-2, UN6-1, UN6-2
GRAB BAR	UN7-1
GRAB RAIL	UN2-11, UN2-12

HEAD LIGHTS	UN2-7
HEAD LIGHT SWITCH	UN7-4
HEATER	UN7-10
HEATER CONTROL CABLE	UN7-10
HEATER CONTROL VALVE	UN7-10
HORN	UN2-7
HORN BUTTON	UN8-1
HOURLY METER	UN7-4
IDENTIFICATION BAR LIGHT	UN2-15
IGNITION SWITCH W/KEY	UN7-4
INSIDE CAB DOOR HANDLE	UN7-2
INVERSION VALVE	UN6-5
KITS	UN1-9
LICENSE DISPLAY LIGHT	UN2-15
MAIN HYDRAULIC PUMP	UN3-21
MAIN HYDRAULIC PUMP CIRCUIT TO CENTER PIN	UN3-23
MAIN HYDRAULIC PUMP CIRCUIT TO PROPELLING CONTROL VALVE	UN3-27
MAIN HYDRAULIC PUMP DISCONNECT LINKAGE	UN3-22
MARKER LIGHT	UN2-7
MIRROR	UN2-8, UN7-6
MIRROR POST	UN2-8
MISCELLANEOUS ELECTRICAL CABLES	UN2-18
MUD FLAP	UN2-17
MUFFLER	UN2-4
NEGATIVE BATTERY CABLE	UN2-2
OIL COOLER	UN2-9, UN2-10
OIL FILTER	UN2-13, UN3-17
OIL FILTER ELEMENT	UN2-13, UN3-17
OIL PRESSURE GAUGE	UN7-4
OIL PRESSURE SENDER	UN3-2, UN7-4
OIL RESERVOIR	UN2-13
PARKING BRAKE VALVE	UN6-3
PITMAN ARM	UN8-2
POSITIVE BATTERY CABLE	UN2-2
POWER STEERING PUMP ADAPTER	UN3-15, UN3-47
POWER STEERING PUMP	UN8-6
POWER STEERING PUMP RESERVOIR	UN8-7
PRESSURIZED BREATHER	UN2-13
PRESSURE REDUCING VALVE	UN6-5

PRESSURE SWITCH	UN3-2
PR-2 VALVE	UN6-7
PROPELLER SHAFT	UN3-34, UN3-35
PROPELLING CONTROL VALVE	UN3-24
PROPELLING CONTROL VALVE CIRCUIT TO PROPELLING MOTOR	UN3-20
PROPELLING CONTROL VALVE DUMP CIRCUIT	UN3-28
PROPELLING CONTROL VALVE MAIN CIRCUIT TO CENTER PIN	UN3-25
PROPELLING CONTROL VALVE PILOT HYDRAULIC CIRCUIT	UN3-26
PROPELLING HYDRAULIC MOTOR	UN3-18
PROPELLING MOTOR DISCONNECT LINKAGE	UN3-19
RADIATOR & HOSES	UN2-9
REAR AXLE	UN5-1
REAR AXLE DIFFERENTIAL	UN5-3
REAR AXLE HOUSING	UN5-2
REAR DISC WHEEL & RIM	UN5-5
REAR SERVICE RELAY VALVE	UN6-5
REAR SPOKE WHEEL & RIM	UN5-6
REAR SPRING RELAY VALVE	UN6-6
REAR VIEW MIRROR	UN2-8, UN7-6
RELAY VALVE	UN6-5
REMOTE CONTROL VALVE	UN6-5, UN6-6
REMOTE STEERING HYDRAULIC CIRCUIT	UN8-9
REMOTE STEERING HYDRAULIC MOTOR	UN8-8
RESERVOIR	UN2-13
RESERVOIR FILTER & ELEMENT	UN2-13
RESERVOIR SUPPLY CIRCUIT	UN2-14
SAFETY VALVE	UN6-7
SEAT	UN7-9
SEAT BELT	UN7-9
SERVICE KITS	UN1-9
SHIFT CYLINDER	UN3-19, UN3-22
SOLENOID RELAY	UN3-1, UN7-7
SPEEDOMETER	UN7-4
SPRING BRAKE VALVE	UN7-5
STABILIZER CYLINDER	UN3-30
STABILIZER HYDRAULIC CIRCUIT	UN3-31
STABILIZER VALVE	UN3-32
STEERING COLUMN	UN8-1
STEERING DRAG LINK	UN8-10
STEERING & DRIVE SHAFT	UN8-2
STEERING GEAR	UN8-3, UN8-4
STEERING GEAR HYDRAULIC CIRCUIT	UN8-5
STEERING GEAR HYDRAULIC MOTOR	UN8-8
STEERING HYDRAULIC CIRCUIT	UN8-9
STEERING KNUCKLES & AXLE BEAM	UN4-2
STEERING KNUCKLES & SHAFTS	UN4-10

STEERING WHEEL	UN8-1
STOP LIGHT	UN2-15
STOP LIGHT SWITCH	UN7-5
SWING ADAPTER	UN2-6
TACHOMETER	UN7-4
TAIL LIGHT	UN2-15
TEMPERATURE SENDER	UN3-1, UN7-4
THERMAL BY-PASS VALVE	UN2-10, UN2-19
TORQUE CONVERTER	UN3-45
TRANSMISSION	UN3-3, UN3-4, UN3-5, UN3-36
TRANSMISSION CHARGE PUMP	UN3-15, UN3-46
TRANSMISSION CONTROL	UN3-33
TRANSMISSION CONTROL VALVE	UN3-16-UN3-38
TRANSMISSION DRIVE PLATE	UN3-6, UN3-48
TRANSMISSION FIRST CLUTCH	UN3-10, UN3-40
TRANSMISSION FRONT COVER	UN3-7, UN3-8, UN3-37
TRANSMISSION INPUT SHAFT	UN3-9, UN3-39
TRANSMISSION MAIN CASE	UN3-14, UN3-41
TRANSMISSION OUTPUT SHAFT	UN3-13, UN3-44
TRANSMISSION P.T.O. HOUSING	UN3-49
TRANSMISSION SECOND CLUTCH	UN3-11, UN3-42
TRANSMISSION THIRD CLUTCH	UN3-12, UN3-43
TRANSMISSION & TORQUE CONVERTER	UN3-5
TRAVEL ALARM	UN2-7, UN2-15
TRAVEL SHIFTER	UN3-33
TURN SIGNAL LIGHT	UN2-7, UN2-15
VOLTMETER	UN7-4
WATER TEMPERATURE GAUGE	UN7-4
WATER TEMPERATURE SENDER	UN3-1, UN7-4
WINDSHIELD WASHER	UN7-11
WINDSHIELD WASHER RESERVOIR	UN7-11
WINDSHIELD WIPER	UN7-11
WIRING HARNESS	UN2-7, UN2-18, UN3-2, UN7-4

<u>DESCRIPTION</u>	<u>PART NUMBER</u>	<u>PAGE NUMBER</u>
REPAIR KIT	7738-4836	UN2-19
CONTROL VALVE SOLENOID KIT	7738-4552	UN3-16 & UN3-38
CONTROL VALVE CONNECTOR KIT	7738-4557	UN3-16
PROPELLING HYDRAULIC MOTOR SEAL KIT	7736-4001	UN3-18
PROPELLING HYDRAULIC MOTOR SHAFT SEAL KIT	7736-4002	UN3-18
HYDRAULIC PUMP SEAL KIT	7736-4128	UN3-21
PROPELLING CONTROL VALVE RELIEF VALVE SEAL KIT	7738-4451	UN3-24
PROPELLING CONTROL VALVE SECTION SEAL KIT	7738-4452	UN3-24
PROPELLING CONTROL VALVE SEAL & SPRING KIT	7738-4453	UN3-24
STABILIZER CYLINDER SEAL KIT	7736-4079	UN3-30
CHECK VALVE SEAL KIT	7736-4158	UN3-32
CARTRIDGE VALVE KIT	7736-4340	UN3-32
PROPELLER SHAFT UNIVERSAL JOINT KIT	8307-2645	UN3-34 & UN3-35
PROPELLER SHAFT JOURNAL & BEARING KIT	7710-3029	UN3-35
SOLENOID KIT	7738-4508	UN3-44
WHEEL BEARING NUT KIT	8068-4202	UN4-1
KING PIN KIT	N/A	UN4-2
2 LINED SHOES & HARDWARE KIT	8068-4203	UN4-3
2 LINED SHOES w/o HARDWARE KIT	8068-4204	UN4-3
HARDWARE KIT	8068-4205	UN4-3
CAM BUSHING KITS	8068-4206, 8068-4207, 8068-4208	UN4-3
PINION BEARING SPACER KIT	N/A	UN4-9
PINION BEARING CAGE SHIM KIT	N/A	UN4-9
DIFFERENTIAL CASE TO GEAR BOLT KIT	N/A	UN4-9
DIFFERENTIAL KIT	N/A	UN4-9
WHEEL BEARING KIT	8368-3355	UN5-2
PINION BEARING CAGE SHIM KIT	N/A	UN5-3
PINION BEARING SPACER KIT	N/A	UN5-3
DIFFERENTIAL NEST KIT	N/A	UN5-3
DIFFERENTIAL LOCK ACTUATOR KIT	N/A	UN5-3
DEFERENTIAL CARRIER BEARING & OIL SEAL KIT	N/A	UN5-3
CARRIER OVERHAUL KIT	N/A	UN5-3
BRAKE SHOE LINING KIT	N/A	UN5-4
SOLENOID/COIL KIT	7738-4548	UN6-10
RUBBER SEAL KIT	7738-4549	UN6-10
SEAL KIT	7738-4780	UN7-7
SEAT BELT KIT	8688-3173	UN7-9

<u>DESCRIPTION</u>	<u>PART NUMBER</u>	<u>PAGE NUMBER</u>
HORN BUTTON PARTS GROUP	8668-3424	UN8-1
STEERING GEAR POPPET ADJUSTING KIT	7738-3746	UN8-4
STEERING GEAR SEAL KIT	7738-4774	UN8-4
POWER STEERING PUMP SEAL KIT	8367-4034	UN8-6
POWER STEERING PUMP CARTRIDGE KIT	7738-4019	UN8-6
REMOTE STEERING HYDRAULIC MOTOR SEAL & BEARING KIT	7738-4597	UN8-8

Part Number	Page	Part Number	Page	Part Number	Page
1200-1234	UN3-2		UN2-15, UN2-16,	7736-3048	UN2-13
1440-4173	UN3-49		UN7-1	7736-3052	UN3-30
2443-1386	UN6-2	7714-3004	UN2-1, UN2-2,	7736-3055	UN2-14
2460-1587	UN7-10		UN2-3, UN2-4,	7736-3056	UN2-14
2460-1589	UN2-15		UN2-11, UN2-12,	7736-3057	UN2-14
2460-1710	UN2-15, UN2-18,		UN2-15, UN6-2,	7736-3058	UN2-13
	UN3-1, UN3-2		UN7-1	7736-3059	UN2-13
2486-1167	UN2-7	7714-3006	UN2-1, UN2-2,	7736-3061	UN2-14
2486-1170	UN3-2		UN2-3, UN2-4,	7736-3062	UN2-14, UN3-1
2492-1134	UN2-13		UN2-9, UN2-10,	7736-3063	UN2-14, UN3-1
7700-3011	UN2-17		UN2-11, UN2-12,	7736-3064	UN2-14, UN3-1
7702-3008	UN2-17		UN2-15, UN2-18,	7736-3065	UN2-14, UN3-1
7702-3029	UN2-17		UN3-3, UN3-4,	7736-3076	UN3-1, UN3-27
7710-1283	UN2-16		UN6-2, UN7-1,	7736-3079	UN8-5
7710-3029	UN3-35		UN7-6, UN8-7	7736-3114	UN6-4
7710-4306	UN 4-9	7714-3013	UN2-15	7736-3126	UN8-9
7710-4365	UN 4-10	7714-3014	UN2-6, UN2-11,	7736-3127	UN8-9
7710-4445	UN 4-12		UN2-12	7736-3128	UN2-14, UN3-1
7713-3028	UN6-4	7714-3015	UN2-3, UN2-12,	7736-3130	UN3-32
7713-3075	UN3-23		UN7-1	7736-3134	UN3-1, UN3-23
7713-3079	UN3-23	7716-3064	UN7-2	7736-3156	UN3-17
7713-3084	UN3-1, UN8-5	7716-3104	UN7-2	7736-3214	UN2-13
7713-3089	UN3-27, UN8-5	7716-3105	UN7-4, UN7-10	7736-3265	UN3-33
7713-3137	UN2-10	7716-3231	UN6-4, UN7-5	7736-3301	UN3-21
7713-3156	UN2-14, UN3-1	7716-3239	UN3-44	7736-3358	UN2-17
7713-3157	UN2-14, UN3-1	7717-3014	UN2-1	7736-4001	UN3-18
7713-3160	UN2-14, UN3-1	7720-3003	UN 5-6	7736-4002	UN3-18
7713-3193	UN8-5	7720-4028	UN 4-9	7736-4003	UN3-18
7713-3281	UN3-25, UN3-28	7720-4058	UN 4-9	7736-4004	UN3-18
7713-3353	UN3-27	7722-6005	UN2-15	7736-4005	UN3-18
7713-3406	UN3-29	7722-6008	UN2-15	7736-4006	UN3-18
7713-3430	UN3-31	7722-6014	UN2-2	7736-4007	UN3-18
7713-3458	UN3-1, UN8-5	7724-1003	UN8-5	7736-4008	UN3-18
7713-3851	UN3-25, UN3-28	7732-3068	UN2-10	7736-4009	UN3-18
7713-3863	UN3-24	7733-3027	UN2-17	7736-4010	UN3-18
7713-3875	UN2-10	7733-3053	UN2-17	7736-4011	UN3-18
7713-4028	UN3-21	7733-3071	UN2-17	7736-4012	UN3-18
7713-4029	UN8-8	7736-1069	UN2-13	7736-4013	UN3-18
7713-4030	UN8-8	7736-1070	UN2-13	7736-4014	UN3-18
7713-4034	UN8-8	7736-1081	UN6-4	7736-4015	UN3-18
7713-4037	UN8-8	7736-1125	UN2-13	7736-4016	UN3-18
7713-4041	UN3-21	7736-1134	UN2-13	7736-4017	UN3-18
7713-4079	UN8-8	7736-3007	UN3-18	7736-4018	UN3-18
7713-4081	UN8-8	7736-3036	UN2-13	7736-4019	UN3-18
7713-4085	UN8-8	7736-3037	UN2-14, UN3-1	7736-4020	UN3-18
7713-4089	UN8-8	7736-3038	UN2-14, UN3-1	7736-4021	UN3-18
7713-5040	UN2-13	7736-3039	UN2-13	7736-4022	UN3-18
7714-3003	UN2-3, UN2-9,	7736-3040	UN2-13	7736-4023	UN3-18
	UN2-11, UN2-12,	7736-3044	UN2-13	7736-4024	UN3-18

Part Number	Page	Part Number	Page	Part Number	Page
7736-4025	UN3-18	7736-5072	UN6-2	7737-4032	UN 4-2
7736-4026	UN3-18	7736-6019	UN2-13	7737-4033	UN 4-4, UN 5-6
7736-4027	UN3-18	7737-3020	UN2-9	7737-4034	UN 4-4, UN 5-6
7736-4028	UN3-18	7737-3024	UN3-1	7737-4035	UN 4-4
7736-4029	UN3-18	7737-3025	UN3-2	7737-4036	UN 4-4, UN 5-6
7736-4030	UN3-18	7737-3028	UN2-2, UN3-1	7737-4037	UN 4-4
7736-4031	UN3-18	7737-3029	UN3-2	7737-4038	UN 4-3
7736-4032	UN3-18	7737-3034	UN7-4	7737-4041	UN 4-3
7736-4034	UN8-8	7737-3035	UN7-4	7737-4042	UN 4-3
7736-4079	UN3-30	7737-3036	UN7-4	7737-4043	UN 4-3
7736-4080	UN3-30	7737-3037	UN7-4	7737-4044	UN 4-3
7736-4081	UN3-30	7737-3038	UN7-4	7737-4045	UN 4-3
7736-4082	UN3-30	7737-3039	UN7-4	7737-4046	UN 4-3
7736-4083	UN3-30	7737-3040	UN7-4	7737-4047	UN 4-3
7736-4084	UN3-30	7737-3045	UN7-3	7737-4048	UN 4-3
7736-4086	UN3-30	7737-3046	UN 4-1	7737-4049	UN 4-3
7736-4087	UN3-30	7737-3047	UN2-1	7737-4050	UN 4-3
7736-4088	UN3-30	7737-3048	UN2-1, UN2-17	7737-5276	UN 4-1
7736-4089	UN3-30	7737-3049	UN7-3	7737-5277	UN 4-1
7736-4091	UN3-30	7737-3050	UN7-3	7738-1029	UN7-9
7736-4093	UN3-30	7737-3051	UN7-3	7738-1030	UN7-9
7736-4094	UN3-30	7737-3052	UN7-3	7738-1104	UN2-12
7736-4095	UN3-30	7737-3053	UN3-33	7738-1105	UN2-11
7736-4096	UN3-30	7737-3054	UN7-4	7738-1205	UN2-3, UN3-2, UN3-3, UN3-4
7736-4128	UN3-21	7737-4003	UN 4-3	7738-1206	UN3-34
7736-4129	UN3-21	7737-4004	UN 4-3	7738-1305	UN2-6
7736-4140	UN2-13	7737-4006	UN 4-3	7738-1307	UN2-11
7736-4141	UN2-13	7737-4008	UN 4-3	7738-1308	UN2-3
7736-4142	UN2-13	7737-4010	UN 4-3	7738-1317	UN8-2
7736-4143	UN2-13	7737-4012	UN 4-3	7738-1318	UN8-2
7736-4144	UN2-13	7737-4013	UN 4-2	7738-1319	UN3-17
7736-4158	UN3-32	7737-4014	UN 4-2	7738-1323	UN6-4
7736-4159	UN3-32	7737-4015	UN 4-2	7738-1344	UN3-1, UN3-19
7736-4160	UN3-32	7737-4016	UN 4-2	7738-1357	UN2-15
7736-4161	UN3-32	7737-4017	UN 4-2	7738-1394	UN2-15
7736-4162	UN3-32	7737-4018	UN 4-2	7738-1396	UN3-1, UN3-2
7736-4163	UN3-32	7737-4019	UN 4-2	7738-1399	UN2-16
7736-4164	UN3-32	7737-4020	UN 4-2	7738-1410	UN7-1
7736-4175	UN3-24	7737-4021	UN 4-2	7738-1418	UN 5-1
7736-4176	UN3-24	7737-4022	UN 4-2	7738-1424	UN 5-1
7736-4248	UN3-24	7737-4023	UN 4-2	7738-1466	UN2-4
7736-4249	UN3-24	7737-4024	UN 4-2	7738-1522	UN7-2
7736-4337	UN3-21	7737-4025	UN 4-2	7738-1537	UN7-4
7736-4338	UN3-21	7737-4026	UN 4-2	7738-1555	UN2-11
7736-4339	UN3-21	7737-4027	UN 4-2	7738-1568	UN7-1
7736-4340	UN3-32	7737-4028	UN 4-2	7738-1585	UN2-6
7736-4456	UN3-24	7737-4029	UN 4-2	7738-1588	UN 4-6
7736-5010	UN6-2, UN6-3	7737-4030	UN 4-2	7738-1608	UN7-5
7736-5033	UN2-13	7737-4031	UN 4-2		

Part Number	Page	Part Number	Page	Part Number	Page
7738-1623	UN2-11	7738-3144	UN2-3	7738-3466	UN7-4
7738-1624	UN2-11	7738-3146	UN2-9, UN3-2	7738-3467	UN7-4
7738-1630	UN2-11	7738-3151	UN2-3	7738-3470	UN7-4
7738-1631	UN2-11	7738-3154	UN2-1	7738-3473	UN3-1
7738-1632	UN2-11	7738-3156	UN3-17	7738-3490	UN7-4
7738-1633	UN2-11	7738-3159	UN7-4	7738-3512	UN7-4
7738-1635	UN 4-7	7738-3160	UN 5-5	7738-3513	UN7-4
7738-1636	UN 4-7	7738-3163	UN3-45	7738-3514	UN7-4
7738-1637	UN 4-7	7738-3164	UN3-35	7738-3523	UN2-10
7738-1641	UN2-4	7738-3166	UN3-36	7738-3540	UN3-2
7738-1642	UN2-4	7738-3169	UN7-4	7738-3550	UN6-10, UN7-7
7738-1643	UN2-1	7738-3187	UN6-3	7738-3551	UN6-10, UN7-5
7738-1686	UN2-3	7738-3192	UN7-4	7738-3561	UN6-6
7738-1699	UN2-9	7738-3197	UN2-3	7738-3564	UN3-2
7738-1729	UN2-9	7738-3198	UN8-2	7738-3567	UN2-2
7738-1732	UN2-9	7738-3207	UN3-2	7738-3575	UN7-2
7738-1737	UN3-1	7738-3225	UN2-10	7738-3578	UN3-35
7738-1742	UN2-9	7738-3228	UN2-10	7738-3579	UN3-34, UN3-35
7738-1771	UN2-6	7738-3232	UN3-26	7738-3580	UN 4-1, UN 4-7
7738-1779	UN2-9	7738-3234	UN3-26	7738-3600	UN3-16, UN3-38, UN3-44
7738-1780	UN2-9	7738-3235	UN6-4	7738-3603	UN7-4
7738-1781	UN2-9	7738-3241	UN8-2	7738-3604	UN7-4
7738-1784	UN2-3	7738-3245	UN2-17, UN7-1	7738-3635	UN 5-5
7738-1788	UN7-5	7738-3246	UN2-12, UN7-1	7738-3636	UN 5-5
7738-1790	UN2-9	7738-3251	UN2-19	7738-3651	UN 4-6, UN 4-7
7738-1825	UN2-10, UN3-1	7738-3305	UN2-17	7738-3654	UN 4-6
7738-1847	UN3-2	7738-3307	UN2-17	7738-3655	UN 4-6
7738-1850	UN7-4	7738-3309	UN3-17	7738-3665	UN7-4
7738-1857	UN2-3	7738-3313	UN3-36	7738-3668	UN2-9
7738-3001	UN8-8	7738-3319	UN8-2	7738-3673	UN7-4
7738-3003	UN3-4, UN3-5	7738-3321	UN2-3	7738-3675	UN2-17
7738-3004	UN3-34	7738-3329	UN3-2, UN3-36	7738-3686	UN 4-4
7738-3006	UN2-9	7738-3340	UN3-28	7738-3695	UN3-3, UN3-36
7738-3012	UN 5-6	7738-3341	UN3-25	7738-3696	UN7-4
7738-3022	UN3-45	7738-3342	UN3-26	7738-3697	UN8-4
7738-3023	UN3-2, UN3-50, UN7-4	7738-3343	UN3-26	7738-3709	UN7-4
7738-3026	UN2-18	7738-3344	UN3-27	7738-3741	UN7-4
7738-3042	UN 4-12	7738-3345	UN3-20	7738-3742	UN6-2
7738-3056	UN7-10	7738-3346	UN3-20	7738-3744	UN7-4
7738-3065	UN8-6	7738-3347	UN3-24	7738-3746	UN8-4
7738-3069	UN3-2, UN3-3, UN3-4	7738-3377	UN3-1	7738-3752	UN3-1
7738-3071	UN8-2	7738-3385	UN2-4	7738-3760	UN2-10, UN3-1, UN3-50, UN7-4
7738-3072	UN8-2	7738-3415	UN3-2, UN3-6, UN3-48	7738-3762	UN7-4
7738-3116	UN 5-1	7738-3417	UN2-10	7738-3766	UN2-11
7738-3117	UN 5-1	7738-3422	UN7-4	7738-3767	UN2-11
7738-3118	UN 5-1, UN8-2	7738-3433	UN7-4	7738-3768	UN2-11
7738-3119	UN 5-1	7738-3446	UN7-2	7738-3769	UN2-11
		7738-3462	UN6-2		

Part Number	Page	Part Number	Page	Part Number	Page
7738-3770	UN2-11	7738-3959	UN3-34, UN3-35	7738-4075	UN3-37, UN3-50
7738-3773	UN2-9	7738-3968	UN7-7	7738-4076	UN3-7, UN3-37
7738-3776	UN2-9	7738-3970	UN6-10	7738-4077	UN3-7
7738-3777	UN3-1	7738-3976	UN3-20	7738-4078	UN3-49
7738-3778	UN2-4	7738-3990	UN3-2	7738-4079	UN3-8, UN3-49
7738-3779	UN2-4	7738-3999	UN7-8	7738-4080	UN3-8
7738-3780	UN2-4	7738-4001	UN8-8	7738-4081	UN3-8, UN3-49
7738-3782	UN2-1	7738-4002	UN8-8	7738-4082	UN3-8
7738-3783	UN2-1	7738-4003	UN8-8	7738-4083	UN3-8, UN3-49
7738-3784	UN2-1	7738-4004	UN8-8	7738-4084	UN3-8
7738-3786	UN2-1	7738-4005	UN8-8	7738-4085	UN3-8
7738-3787	UN2-1	7738-4006	UN8-8	7738-4086	UN3-8
7738-3788	UN2-1	7738-4007	UN8-8	7738-4087	UN3-8
7738-3789	UN2-1	7738-4008	UN8-8	7738-4088	UN3-8
7738-3790	UN2-1	7738-4009	UN8-8	7738-4089	UN3-8
7738-3791	UN2-1	7738-4010	UN8-8	7738-4090	UN3-8, UN3-13, UN3-44, UN3-49
7738-3792	UN2-1	7738-4016	UN 5-2	7738-4092	UN3-8, UN3-12, UN3-43
7738-3794	UN2-1	7738-4018	UN 4-9	7738-4093	UN3-8, UN3-49
7738-3798	UN2-9	7738-4019	UN8-6	7738-4095	UN3-8, UN3-49
7738-3800	UN2-9	7738-4020	UN8-6	7738-4096	UN3-9
7738-3817	UN2-3	7738-4021	UN8-6	7738-4097	UN3-9
7738-3818	UN2-1	7738-4022	UN8-6	7738-4098	UN3-9
7738-3823	UN2-5	7738-4023	UN8-6	7738-4099	UN3-9
7738-3825	UN2-9	7738-4024	UN8-6	7738-4100	UN3-9
7738-3847	UN8-9	7738-4025	UN8-6	7738-4101	UN3-6, UN3-9, UN3-48
7738-3852	UN8-10	7738-4026	UN8-6	7738-4104	UN3-10, UN3-40
7738-3853	UN8-2	7738-4027	UN8-6	7738-4105	UN3-10, UN3-11, UN3-12, UN3-40, UN3-42, UN3-43
7738-3867	UN3-33	7738-4028	UN3-36	7738-4106	UN3-10, UN3-11, UN3-12, UN3-40, UN3-42, UN3-43
7738-3877	UN3-1	7738-4032	UN3-13	7738-4107	UN3-10, UN3-11, UN3-12, UN3-40, UN3-42, UN3-43
7738-3879	UN2-18	7738-4046	UN3-6, UN3-48	7738-4108	UN3-10, UN3-11, UN3-12, UN3-40, UN3-42, UN3-43
7738-3883	UN2-2	7738-4052	UN3-6, UN3-48	7738-4109	UN3-10, UN3-11, UN3-12, UN3-40, UN3-42, UN3-43
7738-3884	UN2-2	7738-4054	UN3-6, UN3-48	7738-4110	UN3-10, UN3-11, UN3-12, UN3-40, UN3-42, UN3-43
7738-3889	UN2-2, UN3-1	7738-4056	UN3-6, UN3-48	7738-4111	UN3-10, UN3-11, UN3-12, UN3-40,
7738-3897	UN2-3	7738-4059	UN3-6, UN3-48		
7738-3903	UN2-3	7738-4062	UN3-7		
7738-3904	UN3-33	7738-4063	UN3-7		
7738-3905	UN2-9	7738-4064	UN3-7		
7738-3906	UN2-3	7738-4065	UN3-7		
7738-3907	UN2-9	7738-4066	UN3-7, UN3-37		
7738-3908	UN2-9	7738-4067	UN3-7		
7738-3909	UN7-4	7738-4068	UN3-7, UN3-37		
7738-3910	UN7-4	7738-4069	UN3-7		
7738-3911	UN3-33	7738-4070	UN3-7, UN3-13, UN3-15, UN3-37, UN3-39, UN3-47		
7738-3922	UN2-15				
7738-3928	UN 5-1				
7738-3949	UN3-19, UN3-22, UN6-2	7738-4072	UN3-7		
7738-3951	UN6-2	7738-4073	UN3-7		
7738-3955	UN 4-7	7738-4074	UN3-7, UN3-41, UN3-44, UN3-49		

Part Number	Page	Part Number	Page	Part Number	Page
..... UN3-42, UN3-43		7738-4153	UN3-13, UN3-39	7738-4203	UN3-15, UN3-46
7738-4112	UN3-10, UN3-40	7738-4154	UN3-13, UN3-39	7738-4204	UN3-15, UN3-46
7738-4113	UN3-10, UN3-40	7738-4155	UN3-13, UN3-39	7738-4205	UN3-15, UN3-46
7738-4114	UN3-10, UN3-40	7738-4156	UN3-13, UN3-39	7738-4206	UN3-15, UN3-46
7738-4115	UN3-11, UN3-12, UN3-42, UN3-43	7738-4157	UN3-14, UN3-41	7738-4207	UN3-15, UN3-46
7738-4116	UN3-10, UN3-11, UN3-12, UN3-40, UN3-42, UN3-43	7738-4158	UN3-14, UN3-41	7738-4208	UN3-15, UN3-46
7738-4118	UN3-10, UN3-11, UN3-12, UN3-40, UN3-42, UN3-43	7738-4159	UN3-14, UN3-41	7738-4209	UN3-15, UN3-46
7738-4119	UN3-40	7738-4160	UN3-14, UN3-15, UN3-41, UN3-47	7738-4210	UN3-15, UN3-46
7738-4120	UN3-10, UN3-40	7738-4161	UN3-14, UN3-41	7738-4211	UN3-15, UN3-46
7738-4121	UN3-10, UN3-40	7738-4162	UN3-14, UN3-41	7738-4212	UN3-15, UN3-46
7738-4122	UN3-10, UN3-11, UN3-12, UN3-40, UN3-42, UN3-43	7738-4163	UN3-14, UN3-41	7738-4213	UN3-15, UN3-46
7738-4123	UN3-11, UN3-42	7738-4164	UN3-14, UN3-41	7738-4214	UN3-16, UN3-38
7738-4124	UN3-11, UN3-42	7738-4165	UN3-14, UN3-41	7738-4215	UN3-16, UN3-38
7738-4125	UN3-11, UN3-42	7738-4166	UN3-14, UN3-41	7738-4216	UN3-16, UN3-38
7738-4127	UN3-11, UN3-12, UN3-42, UN3-43	7738-4167	UN3-14, UN3-41	7738-4218	UN3-16, UN3-38
7738-4128	UN3-11, UN3-42	7738-4168	UN3-14, UN3-15, UN3-41, UN3-46	7738-4220	UN3-16, UN3-38
7738-4129	UN3-11, UN3-12, UN3-42, UN3-43	7738-4171	UN3-14, UN3-41	7738-4222	UN3-16
7738-4130	UN3-12, UN3-43	7738-4173	UN3-14, UN3-41	7738-4229	UN3-16, UN3-38
7738-4131	UN3-12, UN3-43	7738-4174	UN3-14, UN3-41	7738-4231	UN3-44
7738-4132	UN3-12, UN3-43	7738-4175	UN3-14, UN3-41	7738-4234	UN3-44
7738-4133	UN3-12, UN3-43	7738-4176	UN3-14, UN3-41	7738-4235	UN3-44
7738-4134	UN3-12, UN3-43	7738-4177	UN3-14	7738-4238	UN3-16, UN3-38
7738-4135	UN3-12, UN3-43	7738-4179	UN3-14	7738-4239	UN3-16
7738-4136	UN3-12, UN3-43	7738-4180	UN3-14	7738-4240	UN3-16, UN3-38
7738-4137	UN3-13, UN3-39, UN3-49	7738-4181	UN3-14, UN3-41	7738-4241	UN3-16, UN3-38
7738-4138	UN3-13	7738-4182	UN3-14, UN3-41	7738-4243	UN3-16, UN3-38
7738-4139	UN3-13	7738-4183	UN3-14	7738-4244	UN3-16, UN3-38
7738-4141	UN3-13	7738-4184	UN3-14	7738-4245	UN3-16, UN3-38
7738-4142	UN3-13, UN3-44	7738-4185	UN3-14, UN3-41	7738-4246	UN3-16
7738-4143	UN3-13, UN3-44	7738-4186	UN3-14, UN3-41	7738-4247	UN3-34
7738-4144	UN3-13, UN3-44	7738-4187	UN3-14, UN3-41	7738-4248	UN3-34
7738-4145	UN3-13	7738-4188	UN3-14, UN3-41, UN3-44	7738-4249	UN3-34
7738-4146	UN3-13	7738-4189	UN3-14	7738-4250	UN3-34
7738-4147	UN3-13, UN3-44	7738-4190	UN3-14, UN3-41	7738-4251	UN3-34, UN3-35
7738-4148	UN3-13, UN3-39	7738-4191	UN3-14, UN3-41	7738-4252	UN3-34, UN3-35
7738-4149	UN3-13, UN3-39	7738-4192	UN3-14, UN3-41	7738-4253	UN3-34, UN3-35
7738-4150	UN3-13, UN3-39	7738-4193	UN3-15, UN3-46	7738-4275	UN8-4
7738-4151	UN3-13, UN3-44	7738-4194	UN3-15, UN3-46	7738-4277	UN8-4
7738-4152	UN3-13	7738-4195	UN3-15, UN3-46	7738-4278	UN8-4
		7738-4196	UN3-15, UN3-46	7738-4279	UN8-4
		7738-4197	UN3-15	7738-4282	UN8-4
		7738-4198	UN3-15, UN3-46	7738-4283	UN8-4
		7738-4199	UN3-46	7738-4285	UN8-4
		7738-4200	UN3-15, UN3-46	7738-4289	UN8-4
		7738-4201	UN3-15, UN3-46	7738-4296	UN3-35
		7738-4202	UN3-15, UN3-46	7738-4297	UN3-35
				7738-4298	UN3-35
				7738-4299	UN3-35
				7738-4300	UN3-36

Part Number	Page	Part Number	Page	Part Number	Page
7738-4301	UN3-37	7738-4354	UN3-44	7738-4448	UN3-34, UN3-35
7738-4302	UN3-37	7738-4356	UN3-44	7738-4451	UN3-24
7738-4303	UN3-37	7738-4357	UN3-44	7738-4452	UN3-24
7738-4305	UN3-37	7738-4358	UN3-44	7738-4453	UN3-24
7738-4306	UN3-37	7738-4360	UN3-44	7738-4454	UN3-24
7738-4307	UN3-37	7738-4363	UN3-49	7738-4455	UN3-24
7738-4308	UN3-37	7738-4364	UN3-44	7738-4457	UN3-24
7738-4309	UN3-37	7738-4365	UN3-44	7738-4475	UN3-21
7738-4310	UN3-37	7738-4366	UN3-44	7738-4490	UN3-35
7738-4311	UN3-37	7738-4368	UN3-44	7738-4491	UN3-6, UN3-48
7738-4312	UN3-16, UN3-38	7738-4369	UN3-45	7738-4492	UN3-6, UN3-48
7738-4313	UN3-16, UN3-38	7738-4370	UN3-45	7738-4493	UN3-6, UN3-48
7738-4314	UN3-16, UN3-38	7738-4371	UN3-45	7738-4494	UN3-6, UN3-48
7738-4315	UN3-16, UN3-38	7738-4372	UN3-45	7738-4495	UN3-6, UN3-48
7738-4316	UN3-39	7738-4374	UN3-15, UN3-47	7738-4496	UN3-6, UN3-48
7738-4317	UN3-39	7738-4375	UN3-15, UN3-47	7738-4497	UN3-6, UN3-48
7738-4318	UN3-39	7738-4376	UN3-15, UN3-47	7738-4498	UN3-6, UN3-48
7738-4319	UN3-39	7738-4377	UN3-15, UN3-47	7738-4499	UN3-6, UN3-48
7738-4320	UN3-39	7738-4378	UN3-15, UN3-47	7738-4500	UN3-6, UN3-48
7738-4321	UN3-39	7738-4380	UN3-15, UN3-47	7738-4501	UN3-48
7738-4322	UN3-39	7738-4381	UN3-15, UN3-47	7738-4502	UN3-48
7738-4323	UN3-39	7738-4382	UN3-15, UN3-47	7738-4503	UN3-6, UN3-48
7738-4324	UN3-39	7738-4383	UN3-49	7738-4505	UN3-48
7738-4325	UN3-39	7738-4384	UN3-49	7738-4506	UN3-1
7738-4326	UN3-39	7738-4385	UN3-8	7738-4508	UN3-44
7738-4327	UN3-39	7738-4389	UN3-49	7738-4521	UN8-4
7738-4328	UN3-39	7738-4390	UN3-49	7738-4526	UN3-15, UN3-46
7738-4329	UN3-39	7738-4391	UN3-44, UN3-49	7738-4527	UN3-15, UN3-46
7738-4332	UN3-44	7738-4392	UN3-49	7738-4528	UN3-15, UN3-46
7738-4333	UN3-44	7738-4393	UN3-49	7738-4547	UN3-22
7738-4334	UN3-44	7738-4394	UN3-49	7738-4548	UN6-10
7738-4335	UN3-44	7738-4395	UN3-49	7738-4549	UN6-10
7738-4336	UN3-44	7738-4397	UN3-49	7738-4551	UN3-16
7738-4338	UN3-44	7738-4398	UN3-49	7738-4552	UN3-16, UN3-38
7738-4339	UN3-44	7738-4399	UN3-49	7738-4553	UN3-16, UN3-38,
7738-4340	UN3-44	7738-4401	UN3-49		UN3-44
7738-4341	UN3-44	7738-4402	UN3-49	7738-4554	UN3-44
7738-4342	UN3-44	7738-4403	UN3-49	7738-4555	UN3-44
7738-4343	UN3-44	7738-4404	UN3-49	7738-4556	UN3-44
7738-4344	UN3-44	7738-4405	UN3-49	7738-4557	UN3-16, UN3-38
7738-4345	UN3-44	7738-4407	UN3-49	7738-4558	UN3-16, UN3-38
7738-4346	UN3-44	7738-4408	UN3-49	7738-4559	UN3-16, UN3-38
7738-4347	UN3-44	7738-4409	UN3-10, UN3-40	7738-4560	UN3-16, UN3-38
7738-4348	UN3-44	7738-4410	UN3-16, UN3-38	7738-4561	UN3-16, UN3-38
7738-4349	UN3-44	7738-4411	UN8-9	7738-4564	UN3-44
7738-4350	UN3-44	7738-4412	UN8-9	7738-4565	UN3-44
7738-4351	UN3-44	7738-4423	UN3-16	7738-4566	UN3-44
7738-4352	UN3-44	7738-4446	UN 5-4	7738-4567	UN3-37
7738-4353	UN3-44	7738-4447	UN 5-4	7738-4568	UN3-13

Part Number	Page	Part Number	Page	Part Number	Page
7738-4569	UN3-13, UN3-39, UN3-49	7738-4665	UN 5-4	7738-4744	UN 5-3
7738-4570	UN3-40	7738-4670	UN8-4	7738-4745	UN 5-3
7738-4571	UN3-10, UN3-11, UN3-12, UN3-40, UN3-42, UN3-43	7738-4671	UN8-4	7738-4754	UN3-24
7738-4572	UN3-10, UN3-40	7738-4672	UN8-4	7738-4755	UN8-9
7738-4573	UN3-11, UN3-12, UN3-40, UN3-42, UN3-43	7738-4673	UN8-4	7738-4759	UN8-10
7738-4574	UN3-14, UN3-41	7738-4674	UN8-4	7738-4760	UN8-10
7738-4575	UN3-14, UN3-41	7738-4675	UN8-4	7738-4764	UN3-10
7738-4576	UN3-11, UN3-42	7738-4676	UN8-4	7738-4765	UN3-10
7738-4579	UN3-15, UN3-46	7738-4677	UN8-4	7738-4766	UN3-10
7738-4580	UN3-6	7738-4678	UN8-4	7738-4767	UN3-10
7738-4581	UN3-6	7738-4679	UN8-4	7738-4770	UN3-46
7738-4582	UN3-8	7738-4680	UN8-4	7738-4771	UN3-8, UN3-49
7738-4583	UN3-7	7738-4681	UN8-4	7738-4774	UN8-4
7738-4584	UN3-7	7738-4682	UN8-4	7738-4775	UN3-8, UN3-49
7738-4597	UN8-8	7738-4683	UN8-4	7738-4776	UN3-8, UN3-49
7738-4599	UN3-38	7738-4684	UN8-4	7738-4777	UN3-8, UN3-49
7738-4600	UN3-44	7738-4685	UN8-4	7738-4778	UN3-8, UN3-49
7738-4601	UN3-38	7738-4686	UN8-4	7738-4779	UN3-46
7738-4602	UN3-39	7738-4687	UN8-4	7738-4780	UN7-7
7738-4603	UN3-39	7738-4688	UN8-4	7738-4788	UN3-33
7738-4604	UN3-41	7738-4689	UN8-4	7738-4789	UN7-7
7738-4605	UN3-44	7738-4690	UN8-4	7738-4799	UN8-4
7738-4606	UN3-44	7738-4691	UN8-4	7738-4800	UN7-8
7738-4607	UN3-44	7738-4692	UN8-4	7738-4801	UN7-8
7738-4608	UN3-44	7738-4693	UN8-4	7738-4802	UN7-8
7738-4609	UN3-44	7738-4694	UN8-4	7738-4803	UN7-8
7738-4610	UN3-44	7738-4695	UN8-4	7738-4804	UN7-8
7738-4624	UN 4-10	7738-4696	UN8-4	7738-4805	UN7-8
7738-4626	UN 4-10	7738-4697	UN8-4	7738-4806	UN7-8
7738-4628	UN 5-2	7738-4698	UN8-4	7738-4807	UN7-8
7738-4629	UN 5-2	7738-4699	UN8-4	7738-4808	UN7-8
7738-4630	UN 5-2	7738-4700	UN8-4	7738-4809	UN7-8
7738-4632	UN 5-3	7738-4704	UN8-4	7738-4810	UN7-8
7738-4633	UN 5-3	7738-4706	UN8-4	7738-4811	UN7-8
7738-4634	UN 5-3	7738-4707	UN8-4	7738-4812	UN7-8
7738-4639	UN 5-3	7738-4708	UN8-4	7738-4813	UN7-8
7738-4640	UN 5-3	7738-4709	UN8-4	7738-4814	UN7-8
7738-4641	UN 5-3	7738-4710	UN8-4	7738-4815	UN7-8
7738-4642	UN 4-9, UN 5-3	7738-4711	UN8-4	7738-4816	UN7-8
7738-4644	UN 5-3	7738-4712	UN8-4	7738-4817	UN7-8
7738-4645	UN 5-3	7738-4713	UN8-4	7738-4818	UN7-8
7738-4647	UN 5-3	7738-4714	UN8-4	7738-4819	UN7-8
7738-4648	UN 5-3	7738-4715	UN8-4	7738-4820	UN7-8
7738-4664	UN 5-4	7738-4716	UN8-4	7738-4821	UN7-8
		7738-4717	UN 5-3	7738-4822	UN7-8
		7738-4722	UN2-9	7738-4823	UN7-8
		7738-4741	UN 5-3	7738-4824	UN7-8
		7738-4742	UN 5-3	7738-4825	UN7-8
		7738-4743	UN 5-3	7738-4826	UN7-8

Part Number	Page	Part Number	Page	Part Number	Page
7738-4827	UN7-8	7738-4887	UN 5-4	7738-6117	UN2-12
7738-4830	UN2-4	7738-4888	UN 5-4	7738-6118	UN2-11
7738-4831	UN 4-2	7738-4889	UN 5-4	7738-6120	UN2-11
7738-4836	UN2-19	7738-4890	UN 5-4	7738-6123	UN2-11
7738-4837	UN2-19	7738-5020	UN6-2, UN6-5	7738-6126	UN3-1, UN3-22
7738-4840	UN3-2	7738-5022	UN6-2, UN6-7	7738-6129	UN2-3
7738-4841	UN 5-5	7738-5023	UN6-2, UN6-7	7738-6131	UN2-6
7738-4842	UN 5-5	7738-5024	UN6-2, UN6-6	7738-6132	UN2-3
7738-4843	UN 5-5, UN 5-6	7738-5025	UN6-2, UN6-8	7738-6136	UN2-3
7738-4844	UN 5-5	7738-5026	UN6-2, UN6-5	7738-6137	UN2-6
7738-4845	UN 5-5	7738-5027	UN6-2, UN6-9	7738-6139	UN2-9
7738-4848	UN 4-9	7738-5028	UN6-2, UN6-4	7738-6144	UN2-6
7738-4849	UN 4-9	7738-5052	UN2-19	7738-6156	UN2-9
7738-4850	UN 4-9	7738-5053	UN8-9	7738-6159	UN3-1, UN3-22
7738-4851	UN 4-10	7738-5132	UN6-2, UN6-6	7738-6160	UN3-1, UN3-19
7738-4852	UN 4-10	7738-5142	UN 5-1	7738-6165	UN 4-7
7738-4853	UN 4-11	7738-5154	UN 5-1	7738-6172	UN2-3
7738-4854	UN 4-11	7738-5155	UN 5-1	7738-6178	UN3-2
7738-4855	UN 4-11	7738-5186	UN2-5	7739-3007	UN2-17
7738-4856	UN 4-11	7738-5195	UN2-9	7768-4199	UN3-15
7738-4857	UN 4-11	7738-5206	UN6-2, UN6-6	8060-3025	UN2-17
7738-4858	UN 4-11	7738-5209	UN3-2	8060-3026	UN2-17
7738-4859	UN 4-11	7738-5218	UN2-15	8060-3036	UN2-17
7738-4860	UN 4-11	7738-5219	UN2-15	8060-3038	UN2-17
7738-4861	UN 4-11	7738-5224	UN6-2, UN6-10	8068-1045	UN 4-1
7738-4862	UN 4-11	7738-5240	UN 4-7	8068-3055	UN 4-4
7738-4863	UN 4-11	7738-5259	UN3-1, UN3-2	8068-3056	UN 4-4
7738-4864	UN 5-2	7738-5260	UN3-1, UN3-2	8068-3057	UN 4-4
7738-4865	UN 5-2	7738-5271	UN6-2, UN7-5	8068-3072	UN8-7
7738-4866	UN 5-2	7738-5272	UN7-4	8068-3080	UN 4-4, UN 5-6
7738-4867	UN 5-3	7738-5273	UN7-4	8068-4001	UN6-2
7738-4868	UN 5-3	7738-5274	UN 4-12	8068-4020	UN 4-8
7738-4869	UN 5-3	7738-6003	UN2-11	8068-4021	UN 4-8, UN 4-10
7738-4870	UN 5-3	7738-6004	UN2-12	8068-4023	UN 4-8
7738-4871	UN 5-3	7738-6015	UN3-1, UN3-2, UN3-3	8068-4024	UN 4-8, UN 4-10
7738-4872	UN 5-3	7738-6016	UN3-4	8068-4026	UN 4-9
7738-4873	UN 5-3	7738-6018	UN3-1	8068-4030	UN 4-9
7738-4874	UN 5-3	7738-6022	UN 5-1	8068-4036	UN 4-9
7738-4875	UN 5-3	7738-6043	UN 5-1	8068-4037	UN 4-9
7738-4876	UN 5-3	7738-6051	UN2-14	8068-4038	UN 4-9
7738-4877	UN 5-3	7738-6052	UN2-16	8068-4039	UN 4-9
7738-4878	UN 5-3	7738-6061	UN2-12, UN7-1	8068-4040	UN 4-9
7738-4879	UN 5-3	7738-6074	UN2-4	8068-4041	UN 4-9
7738-4880	UN 5-3	7738-6079	UN3-3	8068-4042	UN 4-9
7738-4881	UN 5-3	7738-6084	UN7-2	8068-4043	UN 4-9
7738-4883	UN 5-4	7738-6089	UN3-1	8068-4044	UN 4-9
7738-4884	UN 5-4	7738-6102	UN2-6	8068-4045	UN 4-9
7738-4885	UN 5-4	7738-6106	UN2-8	8068-4046	UN 4-9, UN 5-3
7738-4886	UN 5-4			8068-4047	UN 4-9

Part Number	Page	Part Number	Page	Part Number	Page
8068-4048	UN 4-9	8068-4140	UN 5-2	8307-1557	UN8-1
8068-4049	UN 4-11	8068-4150	UN 5-3	8307-1559	UN8-1
8068-4050	UN 4-10	8068-4151	UN 5-3	8307-1572	UN 5-5, UN 5-6
8068-4051	UN 4-10	8068-4164	UN 4-3, UN 5-4	8307-1585	UN 4-1
8068-4052	UN 4-10	8068-4165	UN 4-3, UN 5-4	8307-1586	UN 4-1
8068-4053	UN 4-10	8068-4166	UN 4-3	8307-1587	UN 4-1
8068-4054	UN 4-10	8068-4167	UN 4-3	8307-1693	UN 4-3, UN 5-4
8068-4055	UN 4-10	8068-4170	UN 4-3, UN 5-4	8307-1793	UN 5-5, UN 5-6
8068-4056	UN 4-10	8068-4171	UN 4-3, UN 5-4	8307-2160	UN8-1
8068-4058	UN 4-10	8068-4172	UN 4-11, UN 5-4	8307-2164	UN8-1
8068-4060	UN 4-10	8068-4202	UN 4-1	8307-2170	UN8-1
8068-4061	UN 4-10	8068-4207	UN 4-3	8307-2645	UN3-34, UN3-35
8068-4062	UN 4-10	8096-3062	UN2-15	8307-2843	UN 4-4, UN 4-5
8068-4065	UN 4-10	8096-5007	UN3-1, UN3-22	8307-3302	UN 5-2
8068-4066	UN 4-10	8097-3025	UN2-3, UN2-9, UN7-1	8307-3451	UN 4-8, UN 5-2
8068-4067	UN 4-10	8097-3041	UN2-2	8307-3458	UN 4-10
8068-4068	UN 4-11	8097-3108	UN3-1	8307-3466	UN 5-2
8068-4069	UN 4-11	8097-3110	UN2-13	8307-3948	UN 4-2
8068-4070	UN 4-11	8097-3114	UN3-1	8307-4379	UN 4-4, UN 4-5
8068-4071	UN 4-11	8097-4006	UN2-19	8307-4401	UN8-1
8068-4073	UN 4-11	8097-4007	UN2-19	8307-4402	UN8-1
8068-4075	UN 4-10	8097-4008	UN2-19	8307-4404	UN8-1
8068-4076	UN 4-10	8097-4010	UN2-19	8307-4405	UN8-1
8068-4078	UN 4-10	8097-4011	UN2-19	8308-1090	UN 4-10
8068-4080	UN 4-11	8097-4012	UN2-19	8308-1132	UN 4-2
8068-4082	UN 4-3, UN 4-11	8097-4013	UN2-19	8308-1182	UN 4-8, UN 4-10, UN 4-12, UN 5-2
8068-4083	UN 4-11	8098-3038	UN6-8	8308-1183	UN 4-9
8068-4084	UN 4-11	8098-3056	UN2-2	8308-1296	UN 5-3
8068-4085	UN 4-11	8098-3160	UN7-3	8309-1112	UN 5-4
8068-4086	UN 4-11, UN 5-4	8098-4109	UN 4-8, UN 4-10, UN 4-12	8309-1186	UN 5-2
8068-4088	UN 4-3, UN 4-11	8098-4115	UN 5-3	8309-1206	UN 4-2
8068-4089	UN 4-11	8098-4116	UN 5-3	8309-1306	UN 4-9
8068-4092	UN 4-12	8098-4121	UN 4-10	8319-1004	UN3-1, UN3-2
8068-4093	UN 4-12	8098-4177	UN 5-3	8319-1010	UN3-2
8068-4095	UN 4-12	8098-4178	UN 5-3	8319-1022	UN3-1
8068-4096	UN 4-12	8098-4178	UN 5-3	8319-1032	UN3-1
8068-4097	UN 4-12	8098-4179	UN 5-3	8319-1047	UN3-1
8068-4099	UN 4-12	8098-4180	UN 5-3	8319-1062	UN3-2
8068-4104	UN 4-9	8098-4183	UN 4-9, UN 5-3	8320-1001	UN8-2
8068-4108	UN 4-12	8098-4184	UN 5-3	8320-1057	UN8-2
8068-4111	UN8-7	8098-4185	UN 4-9	8320-1060	UN7-2
8068-4112	UN8-7	8098-4197	UN 5-4	8320-1096	UN8-2
8068-4113	UN8-7	8098-4200	UN 5-2	8320-1103	UN3-35
8068-4114	UN8-7	8098-4421	UN 5-2	8320-1104	UN3-35
8068-4115	UN8-7	8307-1409	UN 5-2	8320-1109	UN8-2
8068-4116	UN8-7	8307-1500	UN 4-4, UN 4-5	8320-1120	UN3-1, UN3-20
8068-4117	UN8-7	8307-1503	UN 4-8, UN 5-2	8325-1121	UN3-20
8068-4118	UN8-7	8307-1523	UN 4-11	8338-4053	UN 5-3
8068-4119	UN8-7				

Part Number	Page	Part Number	Page	Part Number	Page
8343-1006	UN6-4	8367-1166	UN2-3	8368-3379	UN6-8
8343-1010	UN6-4	8367-1284	UN2-1	8368-3385	UN 4-4, UN 4-5
8343-1011	UN6-4	8367-1290	UN2-1	8368-3387	UN7-2
8343-1012	UN6-4	8367-1548	UN2-13	8368-3435	UN7-2
8343-1013	UN6-4	8367-3030	UN2-13	8368-3480	UN7-4
8346-1123	UN2-13	8367-3084	UN2-13	8368-3516	UN7-10
8348-1009	UN2-17	8367-4008	UN3-21	8368-3540	UN7-1
8348-1282	UN 5-5	8367-4026	UN8-6	8368-3545	UN7-1
8348-1296	UN6-2, UN7-4	8367-4034	UN8-6	8368-3563	UN2-8, UN7-6
8348-1437	UN 4-1	8367-4038	UN8-6	8368-3564	UN2-12
8348-1440	UN 4-3, UN 4-10, UN 5-4	8367-4039	UN8-6	8368-3565	UN7-1
8348-1443	UN 4-11	8367-4040	UN8-6	8368-3590	UN7-1
8348-1475	UN 4-7	8367-4041	UN8-6	8368-3591	UN7-1
8348-1655	UN6-3	8367-4042	UN8-6	8368-3775	UN 5-6
8348-3075	UN7-4	8367-4043	UN8-6	8368-3785	UN8-2
8348-3078	UN2-15	8367-4048	UN8-6	8368-3822	UN 4-3, UN 4-11
8348-3418	UN 4-9	8367-4049	UN8-6	8368-3832	UN 4-3, UN 4-11, UN 5-4
8348-3432	UN 5-2	8367-4050	UN8-6	8368-3836	UN 4-3, UN 4-11, UN 5-3, UN 5-4
8348-3441	UN 5-3	8367-4051	UN8-6	8368-3843	UN 4-6
8348-3497	UN2-9	8367-4052	UN8-6	8368-3846	UN 4-6
8348-3557	UN 4-9	8368-1027	UN 4-6	8368-3847	UN 4-6
8348-3558	UN 4-9	8368-1338	UN2-5	8368-3848	UN 4-6
8348-3597	UN2-15, UN7-1	8368-1795	UN7-2	8368-3849	UN 4-6
8348-6090	UN6-2	8368-1802	UN7-6	8368-3850	UN 4-6
8360-1011	UN2-17	8368-1844	UN 4-7	8368-3851	UN 4-6
8363-3002	UN6-4	8368-1863	UN 4-7	8368-3852	UN 4-6
8364-1094	UN 4-9	8368-3029	UN3-1	8368-3853	UN 4-6
8364-1675	UN2-17	8368-3030	UN2-5	8368-3854	UN 4-6
8366-1059	UN3-25, UN3-29	8368-3032	UN6-3	8368-3855	UN 4-6
8366-1145	UN7-1	8368-3082	UN2-7	8368-3856	UN 4-6
8366-1304	UN3-1, UN3-23, UN3-25, UN3-27, UN3-29	8368-3083	UN2-7	8368-3857	UN 4-6
8366-1310	UN3-29	8368-3085	UN7-11	8368-3858	UN 4-6
8366-1316	UN3-20	8368-3103	UN7-11	8368-3859	UN 4-6
8366-3044	UN3-24	8368-3132	UN7-4	8368-3860	UN 4-6
8366-3280	UN3-24	8368-3173	UN6-2	8368-3861	UN 4-6
8366-4035	UN3-24	8368-3182	UN7-10	8368-3862	UN 4-6
8366-4044	UN3-24	8368-3229	UN2-7	8368-3863	UN 4-6
8366-4057	UN3-24	8368-3278	UN7-9	8368-3871	UN8-4
8366-4144	UN3-24	8368-3291	UN2-8, UN7-6	8368-3875	UN8-4
8366-4147	UN3-24	8368-3316	UN 4-4	8368-3876	UN8-4
8366-4148	UN3-24	8368-3317	UN 4-5	8368-3900	UN8-4
8366-4149	UN3-24	8368-3321	UN 4-5	8368-3910	UN7-2
8366-4150	UN3-24	8368-3322	UN 4-5	8368-3919	UN 4-11
8366-4226	UN3-24	8368-3332	UN 5-6	8368-4012	UN 4-6
8367-1002	UN3-21	8368-3349	UN2-17	8368-4013	UN 4-6
8367-1013	UN3-21	8368-3355	UN 5-2	8368-4070	UN 5-4
		8368-3357	UN 5-2		
		8368-3366	UN 5-6		
		8368-3374	UN6-5, UN6-6,		

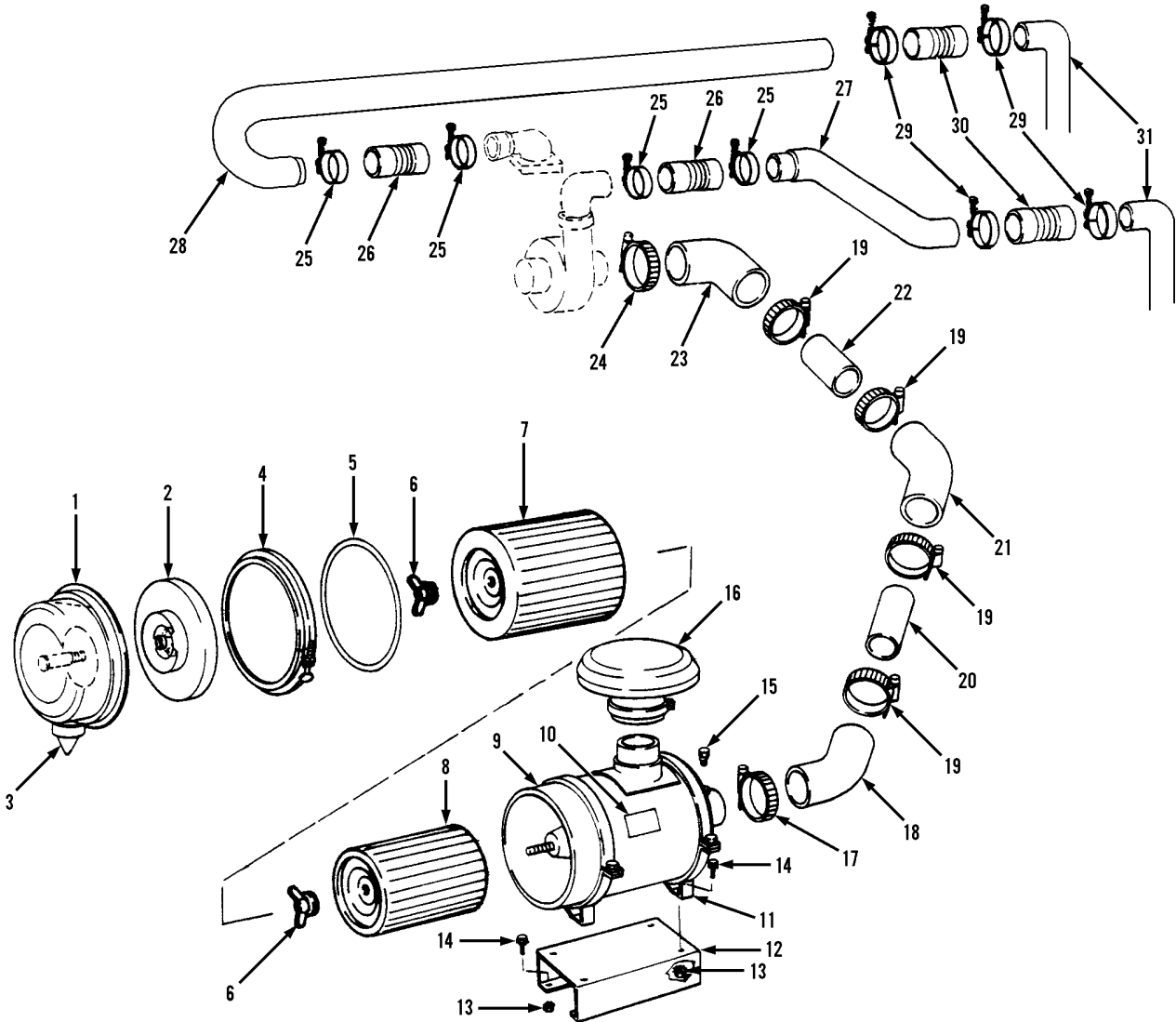
Part Number	Page	Part Number	Page	Part Number	Page
8368-4085	UN 5-4	8371-3009	UN2-4	8471-6808	UN2-10
8368-4086	UN 5-4	8376-3056	UN3-27, UN8-5	8471-6861	UN3-50
8368-4106	UN8-8	8378-3042	UN3-2	8471-7052	UN3-50
8368-4369	UN 4-2	8381-1001	UN2-13, UN3-29	8471-7296	UN2-13, UN3-20
8368-4371	UN 4-3	8395-1005	UN2-17	8471-7306	UN3-20
8368-4482	UN8-1	8395-3034	UN2-12	8471-7324	UN3-28
8368-4483	UN8-1	8395-3036	UN7-11	8471-7375	UN3-27
8368-4484	UN8-1	8395-3038	UN7-4	8471-7402	UN3-17
8368-4485	UN8-1	8395-3039	UN7-4	8471-7405	UN3-17
8368-4486	UN8-1	8395-3047	UN7-11	8471-7448	UN2-10
8368-4487	UN8-1	8395-3048	UN7-11	8471-7452	UN3-50
8368-4488	UN8-1	8395-3049	UN7-11	8471-7453	UN8-9
8368-4489	UN8-1	8395-3050	UN7-11	8471-7455	UN8-5
8368-4543	UN 5-4	8395-3073	UN2-1	8471-7458	UN3-31
8368-4545	UN 4-3, UN 5-4	8395-3074	UN2-1	8471-7459	UN3-31
8368-4935	UN 4-8	8395-3075	UN2-1	8471-7460	UN3-31
8368-4937	UN 4-8	8395-3245	UN 4-12	8471-7467	UN8-9
8368-4939	UN 4-8	8395-4009	UN 5-4	8471-7570	UN2-13, UN3-20
8368-4953	UN 4-10	8395-4011	UN 5-4	8471-7769	UN3-20, UN3-50
8368-4963	UN 4-10	8395-4012	UN 5-4	8471-7870	UN3-29
8368-4966	UN 4-10	8395-4025	UN 5-3	8471-8130	UN3-2
8368-4972	UN 4-10	8395-4028	UN 5-3	8471-8170	UN3-25
8368-4973	UN 4-10	8395-4070	UN 5-3	8471-9098	UN2-5
8368-4981	UN 4-2, UN 4-12	8395-4095	UN 5-3	8503-1160	UN8-2
8368-4982	UN 4-12	8395-4108	UN2-1	8503-1405	UN3-29
8368-4983	UN 4-12	8395-4109	UN2-1	8505-1278	UN7-2
8368-4985	UN 4-12	8395-4110	UN2-1	8505-1308	UN7-2
8368-4986	UN 4-12	8395-4111	UN2-1	8505-1317	UN7-2
8368-4987	UN 4-12	8395-4112	UN2-1	8505-1318	UN7-2
8368-4988	UN 4-12	8395-4113	UN2-1	8505-1366	UN7-1
8368-4999	UN 4-9	8395-4114	UN2-1	8505-1383	UN2-7
8368-5065	UN6-2, UN6-8	8395-4117	UN8-10	8507-1028	UN2-16
8368-5077	UN 4-4	8452-1054	UN3-2	8507-1128	UN2-9, UN3-2
8368-6006	UN 4-6	8452-1057	UN6-7	8507-1132	UN2-16
8368-6168	UN7-2	8471-1333	UN3-1, UN3-23, UN3-25, UN3-27, UN3-29	8511-1407	UN8-6
8368-7001	UN 4-9	8471-1342	UN2-14, UN3-1	8513-1075	UN2-15
8368-7009	UN 4-9	8471-1427	UN2-14, UN3-1	8540-3068	UN 5-6
8368-7010	UN 4-9	8471-2742	UN3-1	8540-3196	UN 4-3, UN 5-4
8368-7012	UN 4-9	8471-2745	UN2-5	8540-3197	UN 4-3, UN 5-4
8368-7047	UN2-8, UN7-6	8471-6004	UN2-10	8540-3198	UN 4-3, UN 5-4
8368-7062	UN2-8, UN7-6	8471-6041	UN3-23	8540-3220	UN6-5, UN6-6
8368-7073	UN 4-5	8471-6180	UN3-20	8564-1240	UN3-21
8368-7074	UN 4-5	8471-6195	UN2-10, UN3-17	8584-1094	UN2-7
8368-7075	UN 4-5	8471-6370	UN2-10	8594-1016	UN2-15, UN2-18, UN6-4
8368-7076	UN 4-5	8471-6713	UN3-20	8594-1017	UN2-18, UN3-2, UN3-3, UN3-4, UN7-4
8368-7077	UN 5-6	8471-6751	UN3-26	8594-1043	UN3-21, UN8-8
8368-7078	UN 5-6	8471-6766	UN3-20		
8369-3016	UN7-1				
8369-3017	UN7-1				

Part Number	Page	Part Number	Page	Part Number	Page
8594-1045	UN3-21	8668-3447	UN2-15	8688-3044	UN6-3, UN6-6, UN6-9, UN7-5
8612-1186	UN8-2	8668-3448	UN2-15	8688-3045	UN 5-1, UN6-3, UN6-5, UN6-6, UN6-7, UN7-5
8656-1279	UN7-10	8668-3449	UN2-15	8688-3046	UN3-1, UN3-19, UN3-22, UN6-5, UN6-6, UN6-8, UN7-5
8661-1041	UN3-23	8668-3450	UN2-7	8688-3047	UN6-4, UN6-5, UN6-6, UN7-5
8662-1230	UN2-18, UN6-4	8668-3452	UN2-15	8688-3052	UN 5-1, UN6-5
8664-1043	UN3-21	8668-3453	UN8-1	8688-3053	UN6-6
8664-1047	UN3-21	8668-3480	UN2-7, UN2-15	8688-3055	UN6-9
8664-1057	UN2-3	8668-3499	UN7-9	8688-3063	UN 5-1, UN6-10, UN7-5
8664-1467	UN7-4	8668-4480	UN8-1	8688-3073	UN7-5
8666-1065	UN3-20	8668-4481	UN8-1	8688-3074	UN3-31, UN6-3, UN6-4, UN6-5, UN6-6
8667-1011	UN3-21	8684-1069	UN2-2	8688-3075	UN6-4, UN6-5
8667-1057	UN3-21	8687-1097	UN3-3, UN3-4	8688-3085	UN6-5, UN6-7, UN6-8
8667-1061	UN3-21	8688-1010	UN2-11	8688-3086	UN6-7
8667-1121	UN6-2, UN6-7	8688-1217	UN 5-5	8688-3090	UN3-1, UN3-19, UN6-4, UN6-5, UN6-7
8667-1187	UN3-1, UN7-10	8688-1218	UN 5-5	8688-3106	UN2-5
8667-1366	UN3-21	8688-1220	UN 4-5, UN 4-12, UN 5-5	8688-3118	UN6-5
8667-1583	UN2-14	8688-1221	UN 4-5, UN 4-12, UN 5-5	8688-3127	UN2-4
8668-1272	UN2-15	8688-1227	UN2-3	8688-3131	UN8-1
8668-1356	UN 4-1	8688-1273	UN3-2	8688-3162	UN 4-4, UN 4-5
8668-1474	UN8-2	8688-1276	UN3-2, UN6-2	8688-3169	UN6-2, UN6-3, UN6-7, UN6-9
8668-1572	UN 4-1, UN 4-7	8688-1282	UN6-7	8688-3171	UN3-1, UN3-22
8668-3039	UN 4-1	8688-1287	UN2-3	8688-3173	UN7-9
8668-3065	UN 5-4	8688-1288	UN6-4	8688-3216	UN6-6, UN7-5
8668-3109	UN8-1	8688-1336	UN 4-7	8688-3217	UN6-2, UN7-5
8668-3122	UN2-15, UN2-18, UN3-1, UN3-20	8688-1411	UN 4-2	8688-3257	UN6-2
8668-3127	UN7-4	8688-1413	UN 4-2	8688-3260	UN2-15
8668-3136	UN2-7	8688-1417	UN 4-2	8688-3262	UN6-6, UN6-8
8668-3154	UN7-10	8688-1418	UN 4-2	8688-3300	UN 4-5, UN 5-5
8668-3172	UN2-9	8688-1425	UN 4-2	8688-3336	UN2-7
8668-3188	UN8-2	8688-1426	UN 4-2	8688-3467	UN6-4
8668-3189	UN8-2	8688-1427	UN 4-2	8688-5029	UN6-2, UN6-3
8668-3193	UN3-2, UN7-10	8688-1428	UN 4-2	8688-6080	UN6-4
8668-3216	UN2-3	8688-1431	UN 4-2	8696-1145	UN2-13
8668-3278	UN2-17	8688-1514	UN8-4	8697-1094	UN2-13
8668-3279	UN2-17	8688-1521	UN8-4	8697-1197	UN2-17
8668-3291	UN6-7	8688-1522	UN8-4		
8668-3293	UN6-5, UN6-6, UN6-9, UN7-5	8688-1554	UN 4-11		
8668-3294	UN6-7	8688-1605	UN 4-4, UN 4-5		
8668-3296	UN6-7	8688-1606	UN 4-4, UN 4-5		
8668-3323	UN3-34, UN3-35	8688-1678	UN 4-9		
8668-3324	UN3-34, UN3-35	8688-1733	UN2-9		
8668-3381	UN2-7	8688-3026	UN6-4, UN6-5, UN6-6		
8668-3421	UN2-7	8688-3028	UN6-2, UN6-3		
8668-3423	UN8-1	8688-3030	UN7-5		
8668-3424	UN8-1	8688-3033	UN7-5		
8668-3425	UN8-1	8688-3042	UN6-8		
8668-3431	UN7-2				

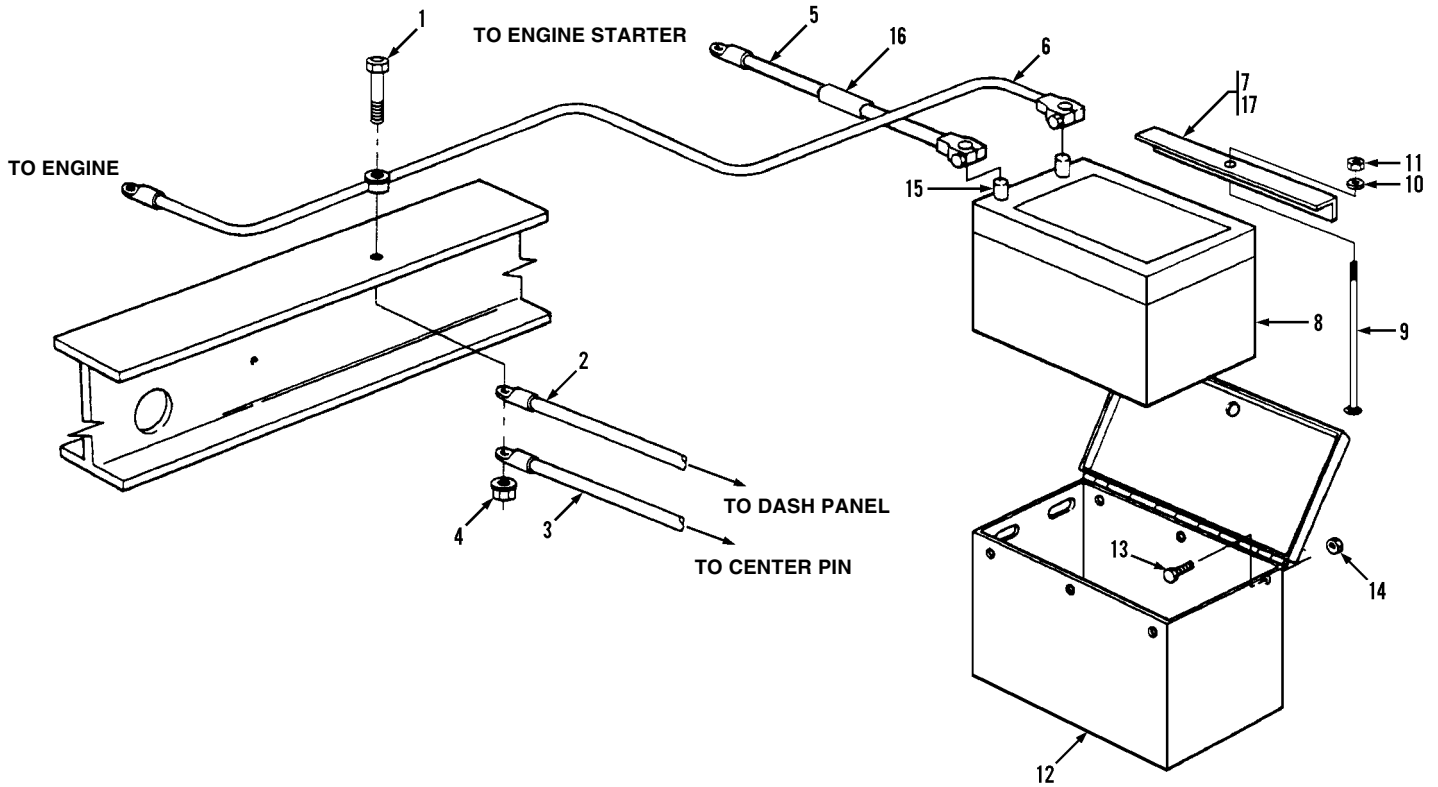
Part Number	Page	Part Number	Page	Part Number	Page
8697-4053	UN3-14, UN3-41	8820-1019	UN6-3, UN7-1	8820-1137	UN 5-1
8697-4063	UN3-15, UN3-47	8820-1020	UN3-33, UN6-6, UN6-9, UN7-5	8820-1502	UN7-11
8698-1161	UN8-2	8820-1022	UN3-1, UN3-19, UN3-41	8820-1538	UN3-2
8698-1162	UN8-2	8820-1023	UN2-8, UN2-10, UN7-6	8820-4912	UN7-2
8698-1178	UN3-1	8820-1026	UN2-10, UN3-23, UN3-25, UN3-28	8821-1030	UN7-7
8698-1645	UN 4-1	8820-1028	UN3-2	8821-1035	UN7-5
8698-3014	UN 5-6	8820-1030	UN3-31	8821-1039	UN7-5
8698-3041	UN3-1	8820-1035	UN2-8, UN3-1, UN6-2, UN8-5, UN8-6	8821-1511	UN3-1, UN3-22
8698-3187	UN7-4	8820-1036	UN3-1, UN3-2, UN3-3, UN3-4, UN3-17, UN3-23, UN3-25, UN3-27, UN3-29	8821-1514	UN6-10
8698-3188	UN2-7, UN2-15, UN7-4	8820-1037	UN2-2, UN2-14, UN3-29	8821-2225	UN7-5
8698-3191	UN2-7	8820-1042	UN2-18, UN6-4	8822-1182	UN8-2
8698-3193	UN2-7, UN2-15, UN7-4, UN7-10	8820-1043	UN8-2	8822-1276	UN3-1, UN3-15, UN3-46
8698-3219	UN2-7	8820-1044	UN2-10	8830-1052	UN3-33
8698-3224	UN2-18	8820-1057	UN 4-6	8830-1057	UN2-15
8698-3306	UN6-9	8820-1063	UN3-1, UN3-3, UN3-4, UN3-19, UN7-1	8830-1075	UN3-33
8698-3442	UN 4-3, UN 4-11	8820-1065	UN2-11, UN2-12, UN3-1, UN3-19	8830-1092	UN2-7, UN7-4
8698-3647	UN6-9	8820-1066	UN3-1, UN3-17, UN3-34	8830-1093	UN8-2
8698-3648	UN3-2, UN6-4, UN6-6	8820-1067	UN2-6, UN2-11, UN2-12, UN2-14, UN3-1, UN3-17	8830-1341	UN7-1
8698-3649	UN6-5	8820-1068	UN2-6, UN2-9	8830-1372	UN2-3
8698-3650	UN6-7	8820-1069	UN2-6	8830-2070	UN2-7
8698-3651	UN6-3, UN6-7, UN6-9	8820-1070	UN2-11	8830-2092	UN2-16
8698-3653	UN6-7	8820-1072	UN2-9	8830-2093	UN2-15
8698-3654	UN6-6	8820-1078	UN3-25	8830-2123	UN2-7
8698-3655	UN6-6	8820-1093	UN2-16	8830-2162	UN8-2
8698-3764	UN6-5	8820-1096	UN2-13	8830-4925	UN7-2
8698-4005	UN 4-3, UN 5-4	8820-1097	UN2-13, UN3-4	8830-4926	UN7-2
8698-4028	UN 5-2	8820-1098	UN2-5	8832-1022	UN2-7
8698-4029	UN 4-12	8820-1101	UN3-3, UN3-34	8832-1029	UN7-2, UN7-4
8698-4034	UN 4-2	8820-1104	UN3-2, UN3-3, UN3-4	8832-1031	UN7-9
8698-4059	UN 4-10	8820-1109	UN3-1, UN3-2, UN3-3	8832-1039	UN7-1, UN7-9, UN7-10
8698-4104	UN 5-3			8832-1051	UN7-2
8820-1002	UN3-1, UN7-4			8834-1012	UN2-17
8820-1003	UN2-3, UN2-7, UN2-9, UN6-8			8841-1036	UN2-12
8820-1004	UN3-2			8841-1062	UN2-12
8820-1005	UN2-13, UN2-15, UN3-1, UN3-19, UN3-22			8850-1004	UN2-3, UN2-7, UN2-17, UN3-20, UN6-4, UN6-5, UN8-9
8820-1006	UN2-17			8850-1005	UN3-3, UN3-4, UN3-31, UN3-33, UN7-5, UN7-9
8820-1008	UN6-4			8850-1006	UN2-14, UN2-18, UN3-3, UN3-4, UN3-17, UN3-27, UN3-29, UN6-2, UN6-4
8820-1010	UN8-9			8850-1007	UN7-2
8820-1013	UN6-5				
8820-1018	UN 4-4, UN 4-5, UN3-17, UN7-6, UN7-10				

Part Number	Page	Part Number	Page	Part Number	Page
8850-1008	UN2-6, UN2-11, UN3-34	8855-1009	UN2-3, UN2-7, UN2-13, UN2-17, UN6-4, UN6-5, UN7-4, UN7-11	8859-1019	UN6-4
8850-1010	UN3-2, UN3-3	8855-1010	UN 4-4, UN 4-5, UN3-31, UN3-33, UN6-3, UN7-1, UN7-5, UN7-9, UN7-10	8859-1115	UN2-13
8850-1105	UN3-1, UN3-3, UN3-4, UN3-19, UN6-3, UN7-1	8855-1011	UN2-8, UN2-10, UN2-18, UN3-1, UN3-4, UN3-23, UN3-25, UN3-27, UN3-29, UN6-2, UN6-4	8859-1202	UN3-20
8850-1106	UN6-4	8855-1012	UN7-4	8859-1204	UN2-13, UN3-20, UN3-26, UN3-29, UN3-31, UN6-4, UN8-9
8850-1207	UN2-13	8855-1013	UN2-6, UN2-11, UN2-12, UN2-14, UN3-1, UN7-1	8859-1205	UN3-1, UN8-5
8850-1307	UN7-9	8855-1015	UN2-5, UN2-13, UN2-16, UN3-2	8859-1207	UN3-20
8850-1314	UN8-2	8855-1104	UN6-10, UN7-5, UN7-7	8859-1209	UN2-9, UN2-10, UN2-13, UN3-1, UN3-17, UN3-20, UN3-25, UN3-27, UN3-28, UN3-50, UN8-5
8850-1407	UN3-1, UN3-19, UN3-22	8855-1408	UN2-8, UN7-6	8859-1210	UN2-13
8850-1608	UN2-15	8855-4918	UN2-7, UN7-2	8859-1211	UN3-1, UN3-17, UN3-50
8850-1610	UN2-7	8855-4929	UN8-2	8859-1509	UN2-10, UN3-17
8850-1612	UN2-7, UN2-15, UN2-16, UN7-4, UN7-9, UN8-2	8856-1002	UN2-7, UN2-17, UN3-20, UN7-4, UN7-5, UN8-9	8859-2219	UN6-4
8850-1613	UN2-3, UN2-15, UN6-10	8856-1003	UN2-8, UN7-6, UN7-9	8863-1302	UN2-9
8850-1620	UN8-2	8856-1004	UN2-14, UN3-27	8863-1309	UN3-1, UN3-19, UN3-22
8852-1006	UN8-2	8856-1006	UN2-6, UN2-12, UN3-1, UN3-3, UN3-4, UN3-19	8863-1321	UN8-2
8852-1007	UN 4-6, UN8-2	8856-1008	UN2-13, UN3-2, UN3-3, UN3-4, UN3-19	8863-1501	UN3-1, UN3-22
8852-1008	UN2-6, UN3-1, UN3-19, UN8-2	8856-1103	UN2-15	8863-3000	UN2-9
8852-1012	UN8-2	8856-1105	UN7-4, UN7-9	8863-3004	UN3-1, UN3-19, UN3-22
8852-1204	UN6-8	8856-1107	UN2-9	8866-1110	UN8-9
8852-1205	UN6-5, UN6-6, UN6-8, UN6-9	8856-1108	UN2-2, UN2-12, UN3-1, UN3-3, UN3-4, UN3-19, UN7-1	8866-1116	UN3-2, UN6-2
8852-1206	UN2-2, UN6-4	8856-1109	UN2-3, UN2-9, UN6-2, UN8-2	8866-1121	UN3-1, UN3-50
8852-1208	UN2-9	8856-1111	UN2-11, UN8-2	8866-2005	UN2-13, UN3-26, UN3-31, UN6-4
8852-1210	UN2-3, UN3-4, UN3-34	8856-1115	UN8-2	8866-2008	UN3-20
8852-1216	UN 5-1			8866-2010	UN3-25, UN3-27, UN3-50
8852-1304	UN3-1, UN3-2, UN3-19, UN3-22			8866-2011	UN3-28
8852-1305	UN2-2, UN2-8, UN3-17, UN7-6			8866-2012	UN3-1
8852-1306	UN3-2			8866-2025	UN3-1, UN3-20
8852-1308	UN2-9			8866-2064	UN2-13, UN3-20, UN3-26, UN3-29, UN3-31, UN8-9
8852-1406	UN2-4, UN3-34, UN3-35			8866-2065	UN3-1, UN8-5
8852-1408	UN3-35			8866-2067	UN3-20
8852-1604	UN7-2			8866-2069	UN2-10, UN2-13, UN3-1, UN3-50, UN8-5
8855-1005	UN2-15, UN3-33			8866-2084	UN8-9
8855-1006	UN2-7, UN3-33			8866-2085	UN8-5
8855-1007	UN2-3, UN2-5, UN2-7, UN2-15, UN2-16, UN7-4, UN8-2				

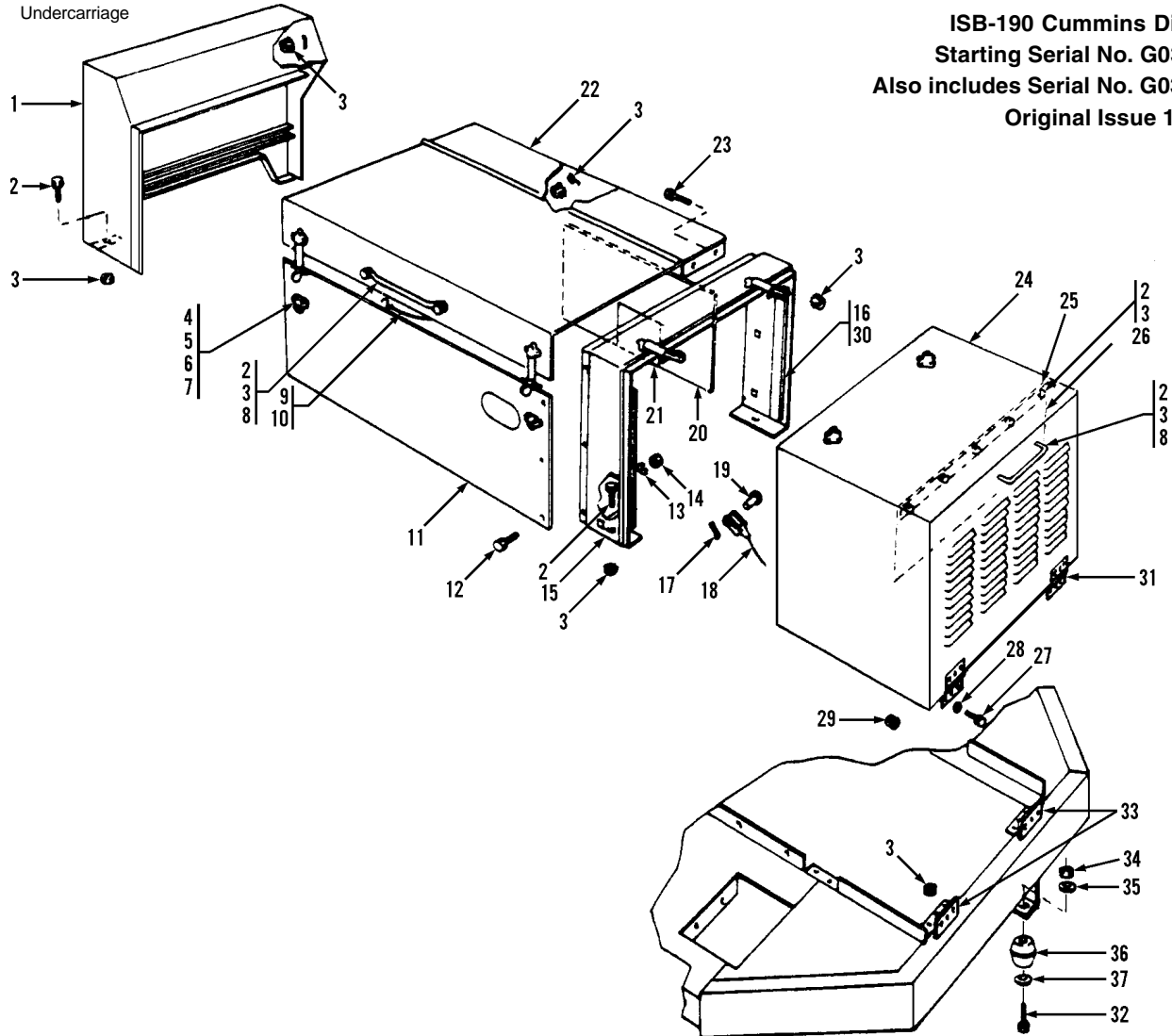
Part Number	Page	Part Number	Page	Part Number	Page
8866-2089	UN2-9, UN2-10, UN3-1, UN3-17	8871-1280	UN6-10, UN7-5	9020-1440	UN3-6, UN3-44, UN3-48
8866-2091	UN3-50	8871-1281	UN6-10, UN7-5	9020-1446	UN3-6, UN3-48
8866-2105	UN8-9	8871-1381	UN6-5, UN6-6, UN6-7	9020-1459	UN3-6, UN3-48
8866-2108	UN3-20	8871-1383	UN6-2, UN6-6, UN6-7	9020-1496	UN3-10, UN3-11, UN3-12, UN3-40, UN3-42, UN3-43
8866-2110	UN2-10, UN3-1, UN3-25, UN3-27	8871-1384	UN2-5, UN6-7	9020-1617	UN3-17
8866-2111	UN2-13, UN3-28	8871-1385	UN3-1, UN3-45, UN3-50	9020-2500	UN 4-9
8866-2119	UN8-9	8871-1386	UN2-13, UN3-2, UN6-7	9020-2501	UN 4-9
8866-2122	UN3-20	8871-1387	UN6-7	9020-4504	UN3-6, UN3-48
8866-2124	UN2-10, UN3-50	8871-1398	UN3-50	9020-4505	UN3-6
8866-2140	UN8-5	8871-1571	UN6-4	9020-5031	UN2-9
8866-2152	UN6-4	8871-2011	UN3-50	9020-5032	UN2-9
8866-2157	UN2-10	8871-2071	UN3-2	9020-5686	UN7-4
8866-2174	UN3-31	8871-2231	UN6-4	9020-5687	UN7-4
8866-2177	UN2-13	8874-3000	UN3-2	9020-6196	UN2-17
8866-2179	UN3-17	8874-3002	UN8-9	9021-4001	UN3-6, UN3-48
8866-2180	UN2-13	8874-3013	UN3-50	9040-1487	UN3-13, UN3-37, UN3-39
8866-2239	UN8-9	8874-3014	UN3-31	9103-3133	UN3-1
8866-2240	UN8-5	8874-3021	UN3-2	9103-3134	UN3-1
8866-2242	UN2-13, UN3-1, UN3-20	8874-3041	UN3-2	9103-3157	UN2-17
8866-2333	UN3-1, UN3-17, UN3-50	8874-3045	UN2-5, UN6-2	9103-3246	UN3-2, UN7-4
8866-2422	UN3-17	8874-3077	UN8-5	9103-3247	UN7-4
8867-1018	UN 4-1	8882-1005	UN3-1, UN3-19, UN3-22	9103-3282	UN7-4
8867-1022	UN 4-1, UN 4-6	8998-1036	UN7-5	9103-3317	UN7-4
8867-1027	UN8-2	9002-7187	UN2-9	9103-3360	UN7-4
8869-1302	UN3-2	9002-7245	UN2-17	9103-3439	UN3-22
8870-1001	UN6-5	9002-7316	UN2-7, UN2-15	9105-3332	UN3-1
8870-1002	UN6-5, UN6-6	9002-7319	UN2-7	9105-3419	UN7-4
8870-1003	UN6-9	9002-7469	UN3-1	9108-3155	UN3-2
8870-1021	UN3-2	9002-8674	UN2-9	9108-4100	UN 4-9
8870-1036	UN6-7	9020-0481	UN3-27	9108-4113	UN 5-3
8870-1052	UN3-2	9020-0755	UN7-1	9114-3288	UN2-17
8870-1073	UN6-7	9020-1080	UN3-8	9123-3012	UN2-7, UN2-15
8871-1021	UN3-2	9020-1123	UN3-6, UN3-48		
8871-1103	UN3-1, UN3-2	9020-1157	UN3-15, UN3-47		
8871-1143	UN2-13	9020-1159	UN3-15, UN3-46		
8871-1145	UN3-50	9020-1160	UN3-15, UN3-47		
8871-1210	UN3-2	9020-1179	UN3-11, UN3-12, UN3-40, UN3-42, UN3-43		
8871-1212	UN3-2	9020-1223	UN3-16, UN3-38		
8871-1250	UN6-3	9020-1230	UN3-16, UN3-38		
8871-1251	UN6-6, UN6-7	9020-1236	UN3-14, UN3-41		
8871-1252	UN 4-7, UN6-5, UN6-6, UN6-7, UN6-8	9020-1239	UN3-14, UN3-41		
8871-1253	UN8-7	9020-1423	UN3-9		
8871-1254	UN6-7				



Item	Part No.	Qty.	Description Of Part	Item	Part No.	Qty.	Description Of Part
	8395-3073	1	AIR CLEANER ASSY, (includes items 1 thru 9)	16	8395-3075	1	AIR INLET HOOD
1	8395-4108	1	CUP ASSY	17	7738-3792	1	BAND CLAMP
2	8395-4109	1	BAFFLE ASSY	18	7738-3783	1	REDUCING ELBOW, 45 DEGREES
3	8367-1290	1	VACUATOR VALVE	19	7738-3791	4	BAND CLAMP
4	8395-4110	1	CLAMP ASSY	20	7738-3782	1	INTAKE TUBE
5	8395-4111	1	O-RING	21	7738-3818	1	REDUCING ELBOW, 45 DEGREES
6	8367-1284	2	NUT ASSY	22	7738-3784	1	INTAKE TUBE
7	8395-4112	1	ELEMENT	23	7717-3014	1	REDUCING ELBOW, 90 DEGREES
8	8395-4113	1	SAFETY ELEMENT	24	7738-3790	1	BAND CLAMP
9	8395-4114	1	BODY ASSY	25	7738-3788	4	T-BOLT CLAMP
10	7737-3048	1	WARNING DECAL	26	7738-3786	2	CHARGE AIR HOSE, (small)
11	8395-3074	2	MOUNTING BAND	27	7738-3794	1	CHARGE AIR TUBE, R.H.
12	7738-1643	1	AIR CLEANER SUPPORT	28	7737-3047	1	CHARGE AIR TUBE, L.H.
13	7714-3006	8	WHIZ-LOK NUT, 5/16-18	29	7738-3789	4	T-BOLT CLAMP
14	7714-3004	8	WHIZ-LOK SCREW, 5/16-18X1-1/4	30	7738-3787	2	CHARGE AIR HOSE, (large)
15	7738-3154	1	RESTRICTION INDICATOR	31		Ref	CHARGE AIR COOLER, (see page UN2-9 for details)



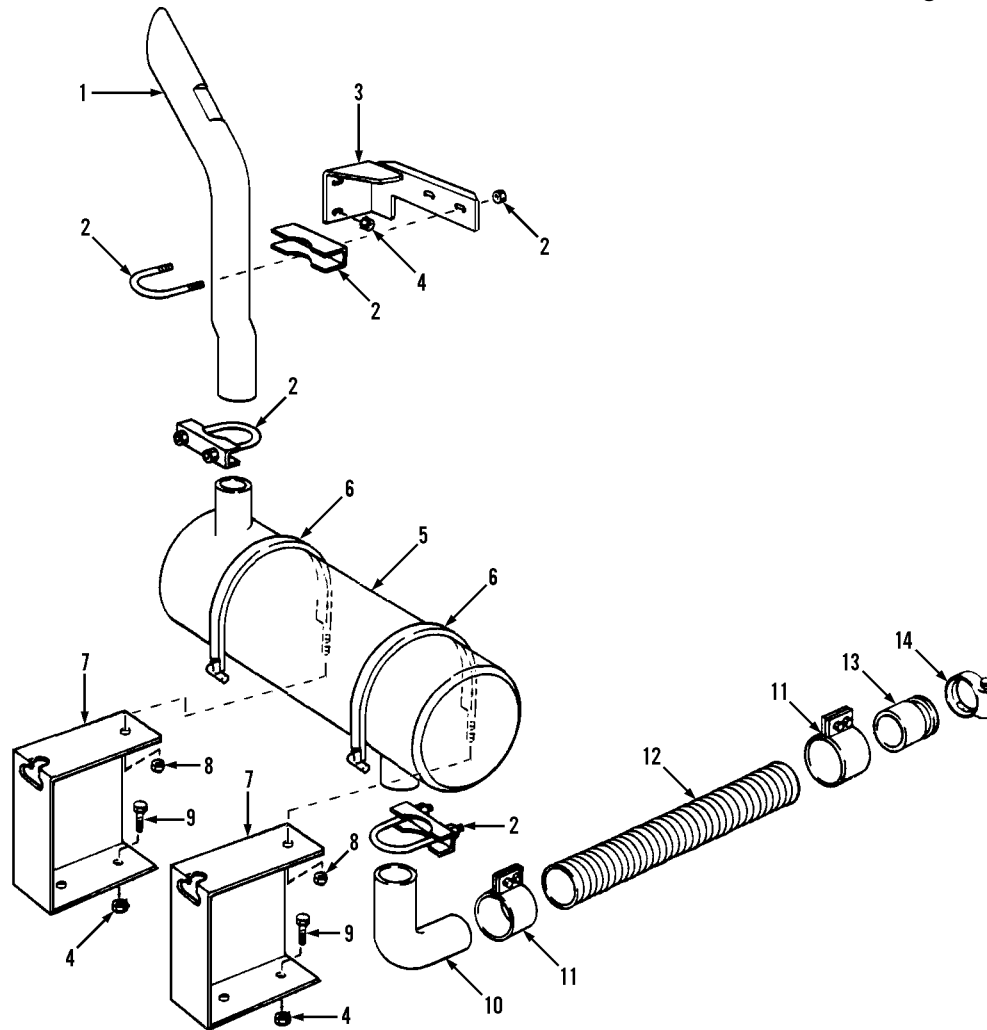
Item	Part No.	Qty.	Description Of Part
1	8820-1037	1	HEX HD CAPSCREW, 3/8-16X1-1/2, GR5
2	7738-3883	1	DASH PANEL GROUND
3	7738-3884	1	CENTER PIN GROUND
4	8852-1206	1	HEX LOCKNUT, 3/8-16
5	7737-3028	1	BATTERY CABLE, POSITIVE
6	7738-3889	1	BATTERY CABLE, NEGATIVE
7	8684-1069	1	HOLD-DOWN ANGLE
8		2	BATTERY, (purchase locally)
9	8098-3056	2	CARRIAGE BOLT
10	8856-1108	2	FLATWASHER, 5/16
11	8852-1305	2	HEX LOCKNUT, 5/16-18
12	7722-6014	1	BATTERY BOX
13	7714-3004	6	WHIZ-LOK SCREW, 5/16-18X1-1/4
14	7714-3006	6	WHIZ-LOK NUT, 5/16-18
15	7738-3567	4	TERMINAL NUT
16		10"	FLEX GUARD
17	8097-3041	1	RUBBER GUARD



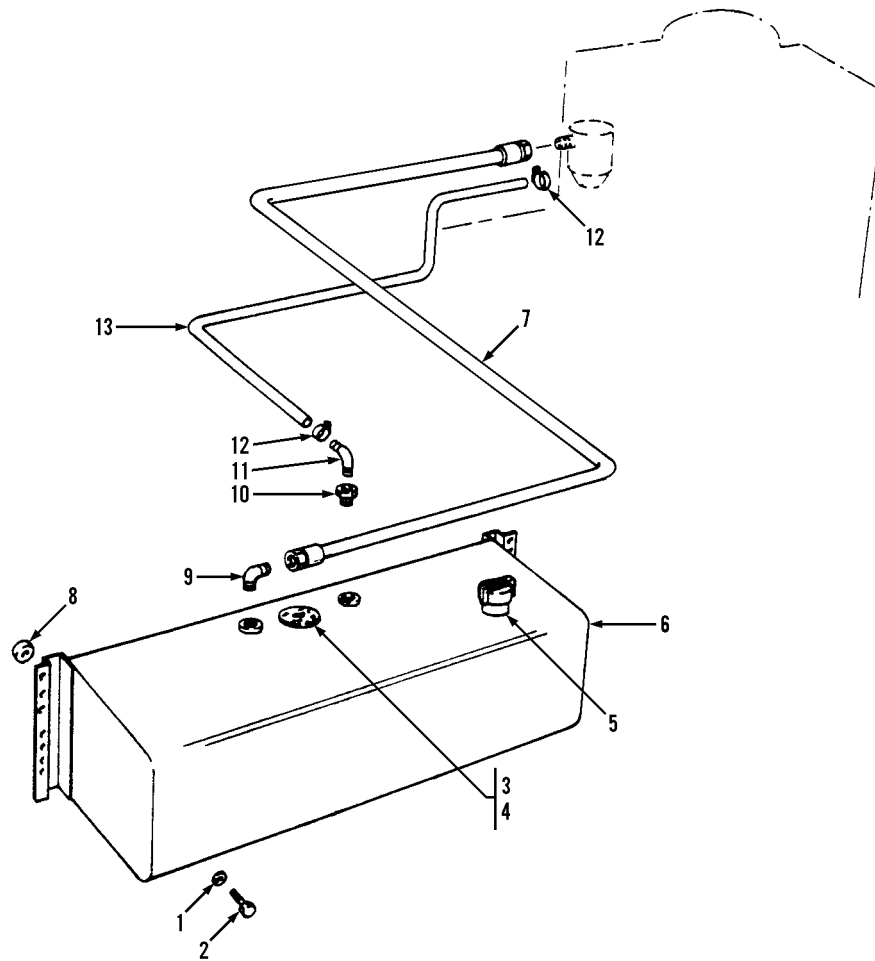
Item	Part No.	Qty.	Description Of Part
1	7738-6136	1	ENGINE REAR COVER
2	7714-3004	13	WHIZ-LOK SCREW, 5/16-18X1-1/4
3	7714-3006	32	WHIZ-LOK NUT, 5/16-18
4	8668-3216	4	HOOD CATCH LATCH
5	8830-1372	24	FLAT HD MACHINE SCREW, #10-32X5/8
6	8855-1007	24	LOCKWASHER, #10
7	8850-1613	24	HEX NUT, #10-32
8	8367-1166	2	GRAB HANDLE
9	7738-1308	2	CLIP
10	7738-3197	1	RUBBER TIE STRAP
11	7738-1857	1	HOOD SILL
12	8820-1003	6	HEX HDCAPSCREW, 1/4-20X3/4, GR5
13	8855-1009	6	LOCKWASHER, 1/4
14	8850-1004	6	HEX NUT, 1/4-20
15	7738-6132	1	FRONT COVER SUPPORT
16	7738-3897	2	SOUNDPROOFING
17		4	COTTER PIN
18	7738-3144	2	HOOD STOP CABLE, (includes items 17 & 19)
19		4	YOKE PIN
20	7738-3151	1	FIRE WALL

Item	Part No.	Qty.	Description Of Part
21	7738-3321	1	FIRE WALL
22	7738-6129	1	HOOD & HINGE WELDMENT
23	7714-3003	4	WHIZ-LOK SCREW, 5/16-18X5/8
24	7738-6172	1	FRONT COVER, (includes item 31)
25	7738-1784	1	RUBBER FLAP STRIP
26	7738-3906	1	RUBBER FLAP
27	8097-3025	4	WHIZ-LOK SCREW, 3/8-16
28	8856-1109	4	FLAT WASHER, 3/8
29	7714-3015	4	WHIZ-LOK NUT, 3/8-16
30	7738-3903	2	SOUNDPROOFING
31	7738-3817	2	HINGE
32	8664-1057	5	HEX HD CAPSCREW, 5/8-11X4-1/2, GR8
33	7738-1686	2	MOUNTING BRACKET
34	8852-1210	5	HEX LOCKNUT, 5/8-11
35	8688-1287	5	WASHER
36	8688-1227	5	SHOCK MOUNT
37	7738-1205	3	WASHER, (used under each shock mount for left side installation only)

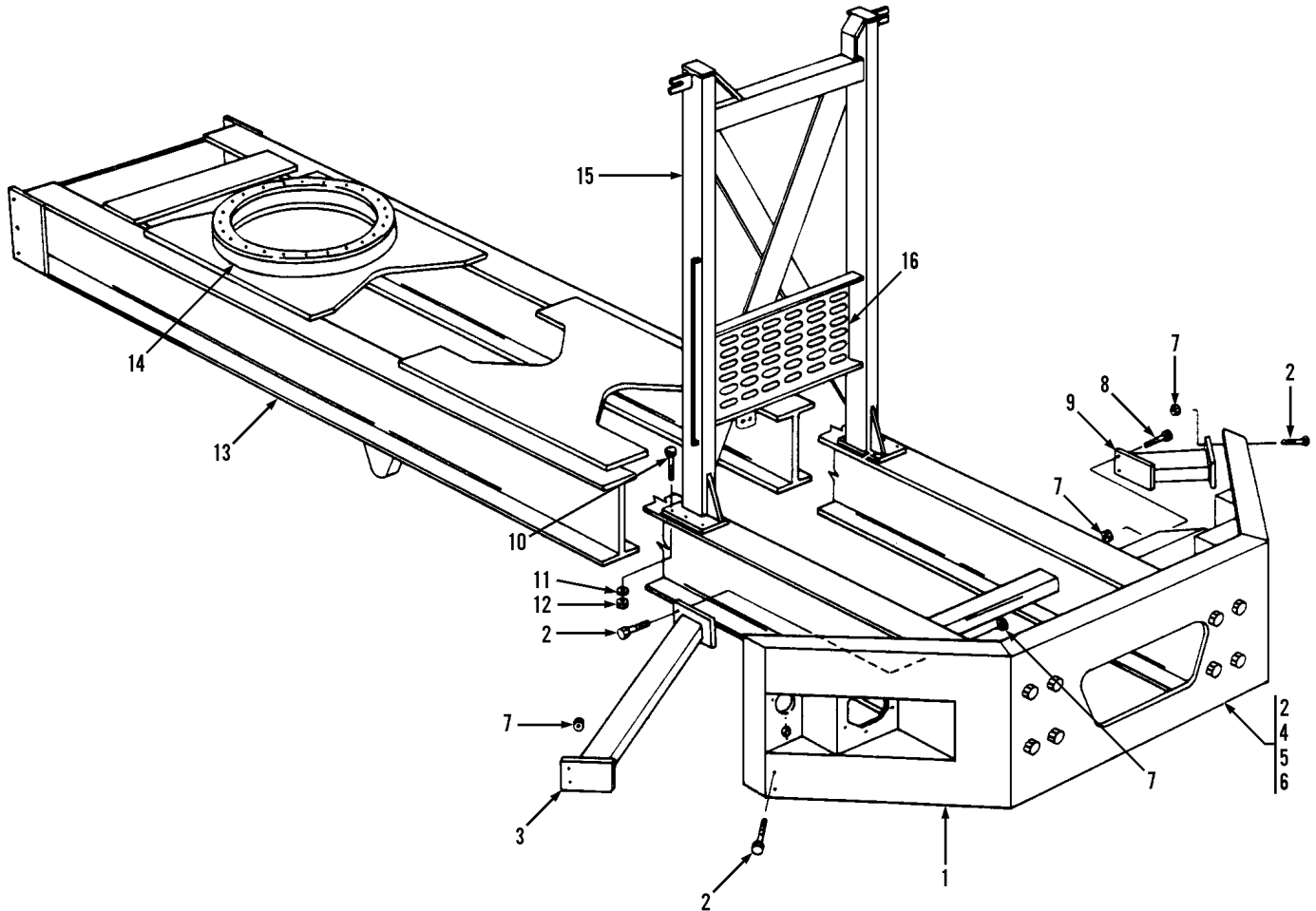
NOTE: ONLY ITEMS WITH PART NUMBERS ARE AVAILABLE FOR SERVICE.



Item	Part No.	Qty.	Description Of Part
1	7738-3779	1	EXHAUST STACK
2	8688-3127	1	MUFFLER CLAMP
3	7738-1641	1	STACK BRACKET
4	7714-3006	6	WHIZ-LOK SCREW, 5/16-18
5	7738-3778	1	MUFFLER
6	7738-6074	2	MUFFLER MOUNTING STRAP
7	7738-1642	2	MUFFLER BRACKET
8	8852-1406	2	HEX LOCKNUT, 3/8-16
9	7714-3004	4	WHIZ-LOK SCREW, 5/16-18X1-1/4
10	7738-3780	1	EXHAUST ELBOW
11	8371-3009	2	SEAL CLAMP
12	7738-3385	1	FLEXIBLE PIPE
13	7738-1466	1	ADAPTER
14	7738-4830	2	V-BAND CLAMP



Item	Part No.	Qty.	Description Of Part	Item	Part No.	Qty.	Description Of Part
1	8855-1015	4	LOCKWASHER, 5/8	8	8368-1338	4	SPACER
2	8820-1098	4	HEX HD CAPSCREW, 5/8-11X2-1/4, GR5	9	8874-3045	1	MALE ELBOW, 90 DEGREES, 1/2X5/8 TUBE
3	7738-5186	1	FUEL LEVEL SENDER	10	8871-1384	1	REDUCING BUSHING, 1/2-1/4
4	8855-1007	5	LOCKWASHER, #10	11	8471-2745	1	HOSE NIPPLE, 90 DEGREES, (brass)
5	8368-3030	1	FUEL TANK CAP	12	8688-3106	2	HOSE CLAMP
6	7738-3823	1	FUEL TANK ASSY, (includes item 5)	13		AR	FUEL HOSE, 5/16 I.D.
7	8471-9098	1	HOSE ASSY				



Item	Part No.	Qty.	Description Of Part
1	7738-6137	1	FRONT BUMPER WELDMENT
2	8820-1067	14	HEX HD CAPSCREW, 1/2-13X1-1/2, GR5
3	7738-1585	1	SUPPORT BRACE, R.H.
4	8856-1006	8	FLAT WASHER, 1/2
5	8855-1013	8	LOCKWASHER, 1/2
6	8850-1008	8	HEX NUT, 1/2-13
7	8852-1008	8	HEX LOCKNUT, 1/2-13
8	8820-1068	2	HEX HD CAPSCREW, 1/2-13X1-3/4, GR5
9	7738-1305	1	SUPPORT BRACE, L.H.
10	8820-1069	10	HEX HD CAPSCREW, 1/2-13X2, GR5
11	8856-1006	10	FLAT WASHER, 1/2
12	7714-3014	10	WHIZ-LOK NUT, 1/2-13
13	7738-6144	1	SPECIAL CHASSIS FRAME
14	7738-6102	1	SWING ADAPTER
15	7738-6131	1	BOOM REST WELDMENT, (includes item 16)
16	7738-1771	1	MUFFLER GUARD

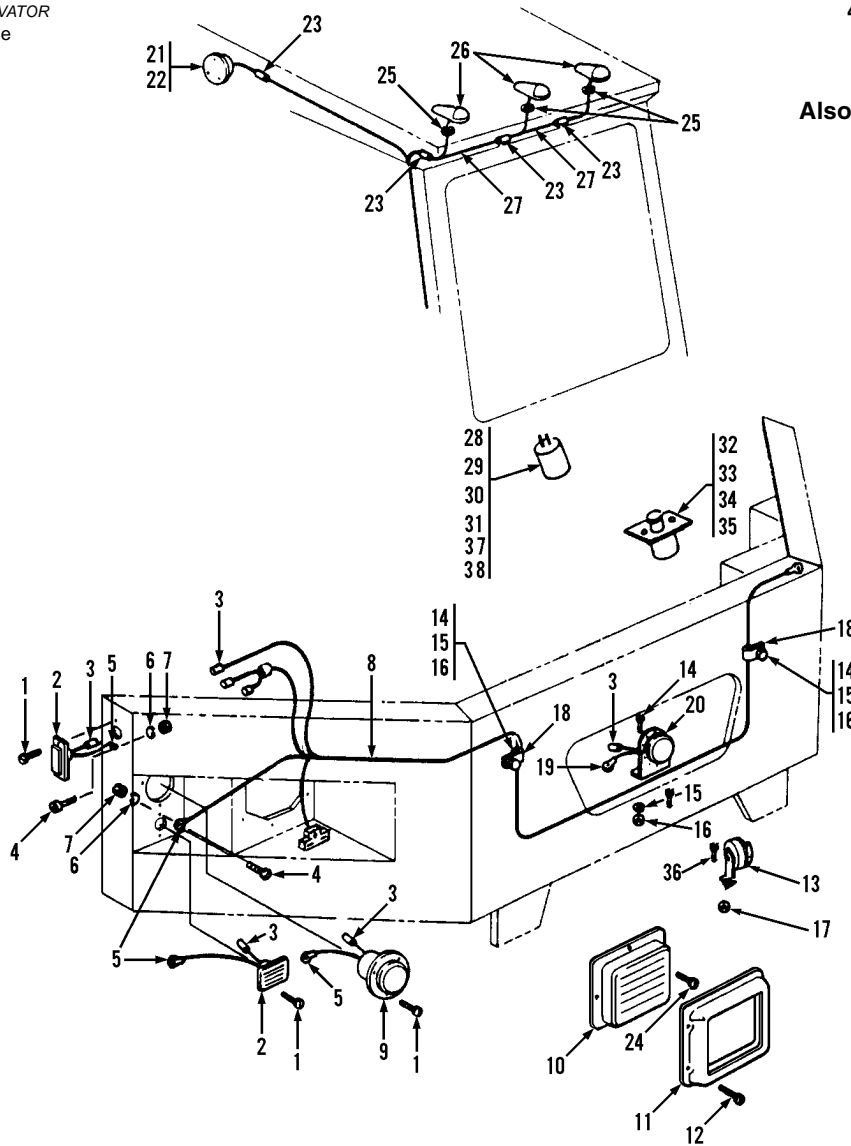
4 x 2 or 4 x 4 Undercarriage
 ISB-190 Cummins Diesel

Starting Serial No. G03319

Also includes Serial No. G03317

Original Issue 10-98

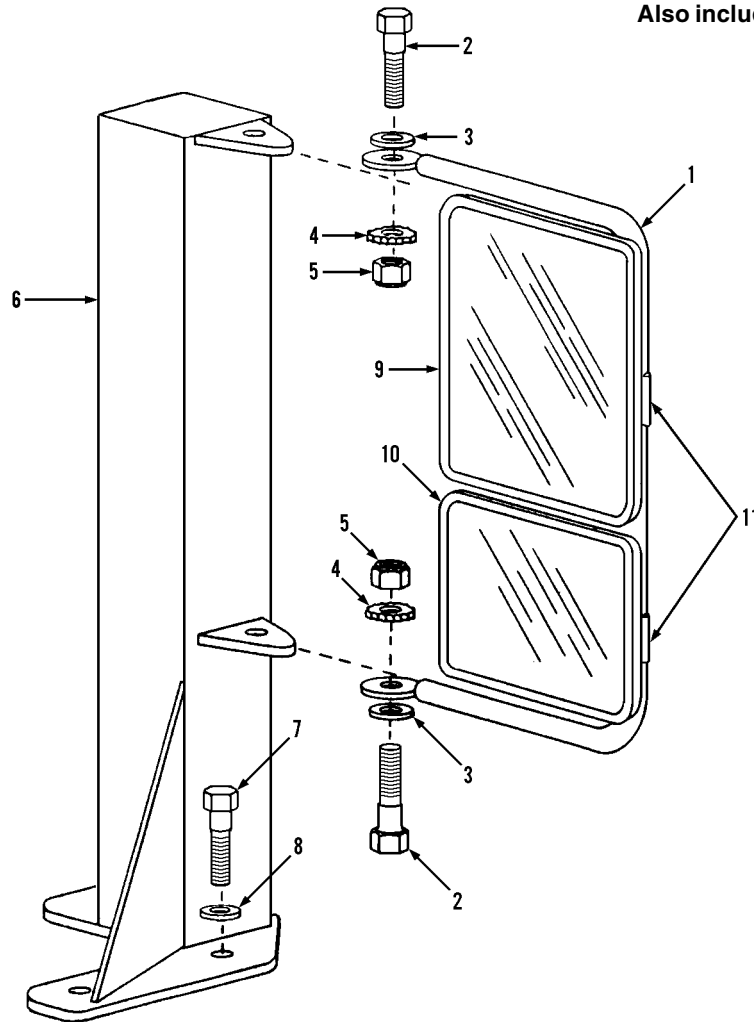
Revised 4-14-00



Item	Part No.	Qty.	Description Of Part
1	9002-7316	14	HEX HD DRIVE SCREW
2	8668-3450	4	AMBER CLEARANCE LIGHT ASSY
3	8698-3193	7	BULLET TERMINAL
4	8830-1092	4	ROUND HD MACHINE SCREW, #10-24X3/8
5	8698-3188	4	RING TERMINAL, 3/16
6	8855-1007	4	LOCKWASHER, #10
7	8850-1612	4	HEX NUT, #10-24
8		Ref	CHASSIS WIRING HARNESS, (see page UN2-18 for details)
9	8698-3219	2	AMBER TURN SIGNAL LIGHT ASSY
10	8368-3082	2	HEAD LAMP
11	8368-3083	2	BEZEL
12	8368-3229	8	SHEET METAL SCREW
*13	9114-3357	1	HORN ASSY
*14	8820-1003	4	HEX HD CAPSCREW, 1/4-20X3/4, GR5
*15	8855-1009	4	LOCKWASHER, 1/4
*16	8850-1004	4	HEX NUT, 1/4-20
*17	7714-3006	1	WHIZ-LOK NUT, 5/16-18
18	8584-1094	2	SUPPORT CLAMP
19	8698-3191	1	RING TERMINAL, 1/4

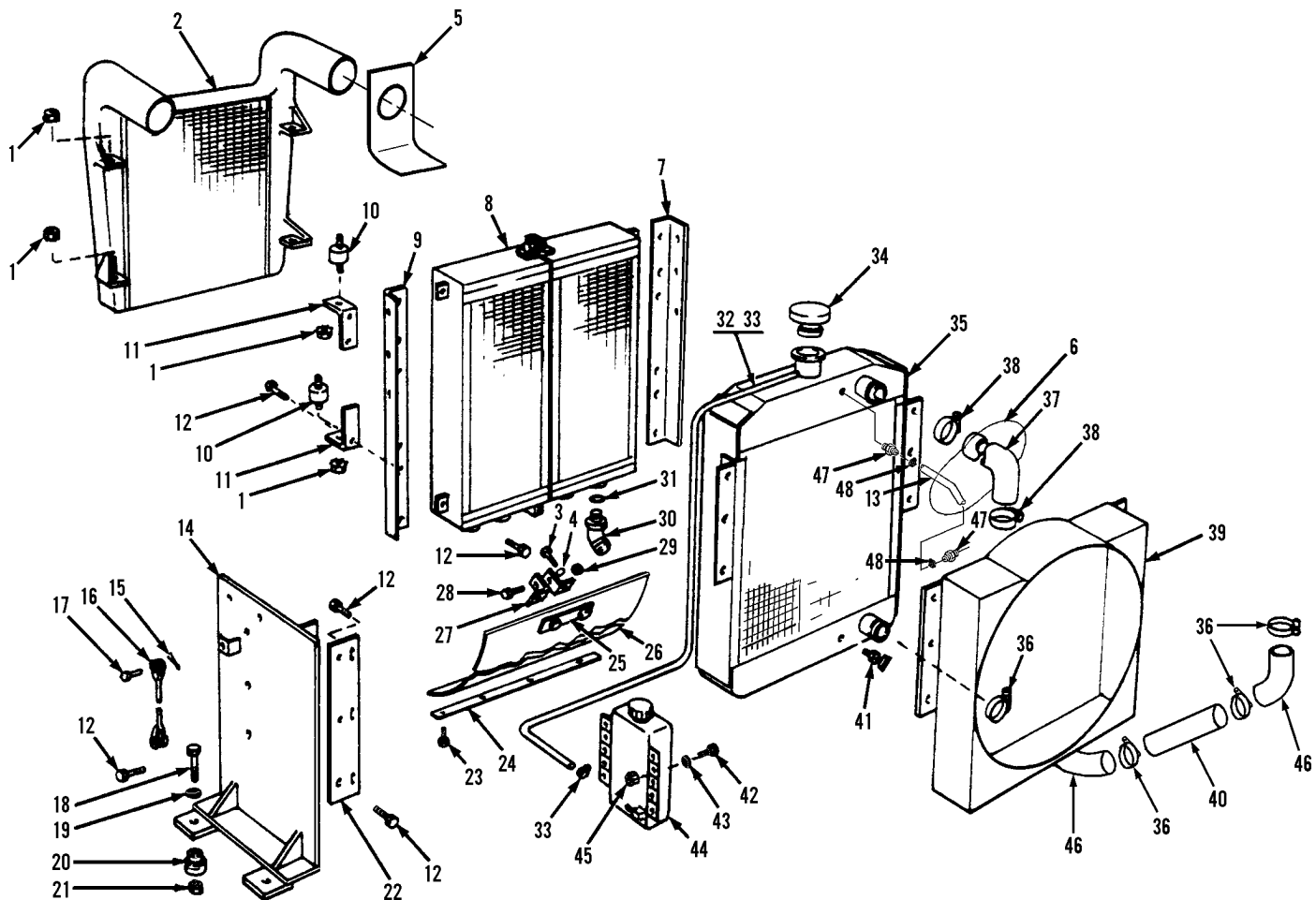
Item	Part No.	Qty.	Description Of Part
*20	9140-3420	1	TRAVEL ALARM
21	2486-1167	1	DOME LIGHT ASSY
22	8832-1022	3	SELF-TAPPING SCREW, #8-32X3/8
23	8668-3480	4	BUTT CONNECTOR
24	9002-7319	8	DRILL & TAP SCREW, 1/4-20X1
25	8505-1383	3	GROMMET
26	8688-3336	3	AMBER MARKER LIGHT ASSY
27		AR	WIRE, 16 GAUGE, BLACK
*28	8098-3168	1	DIRECTIONAL SIGNAL FLASHER
29	8830-2070	1	FLAT HD MACHINE SCREW, #8-32X1/8
30	8855-1006	1	LOCKWASHER, #8
31	8850-1610	1	HEX NUT, #8-32
32	8668-3136	1	FOOT DIMMER SWITCH
33	8830-2123	2	ROUND HD MACHINE SCREW, 1/4-20X1/2
34	8855-4918	2	LOCKWASHER, 1/4
35	8850-1004	2	HEX NUT, 1/4-20
*37	7714-3003	1	WHIZ-LOK SCREW 5/16-18X5/8
*37	8368-3181	1	TIE WRAP BASE
*38	8668-3122	1	TIE WRAP

* - Revised illustration and parts list



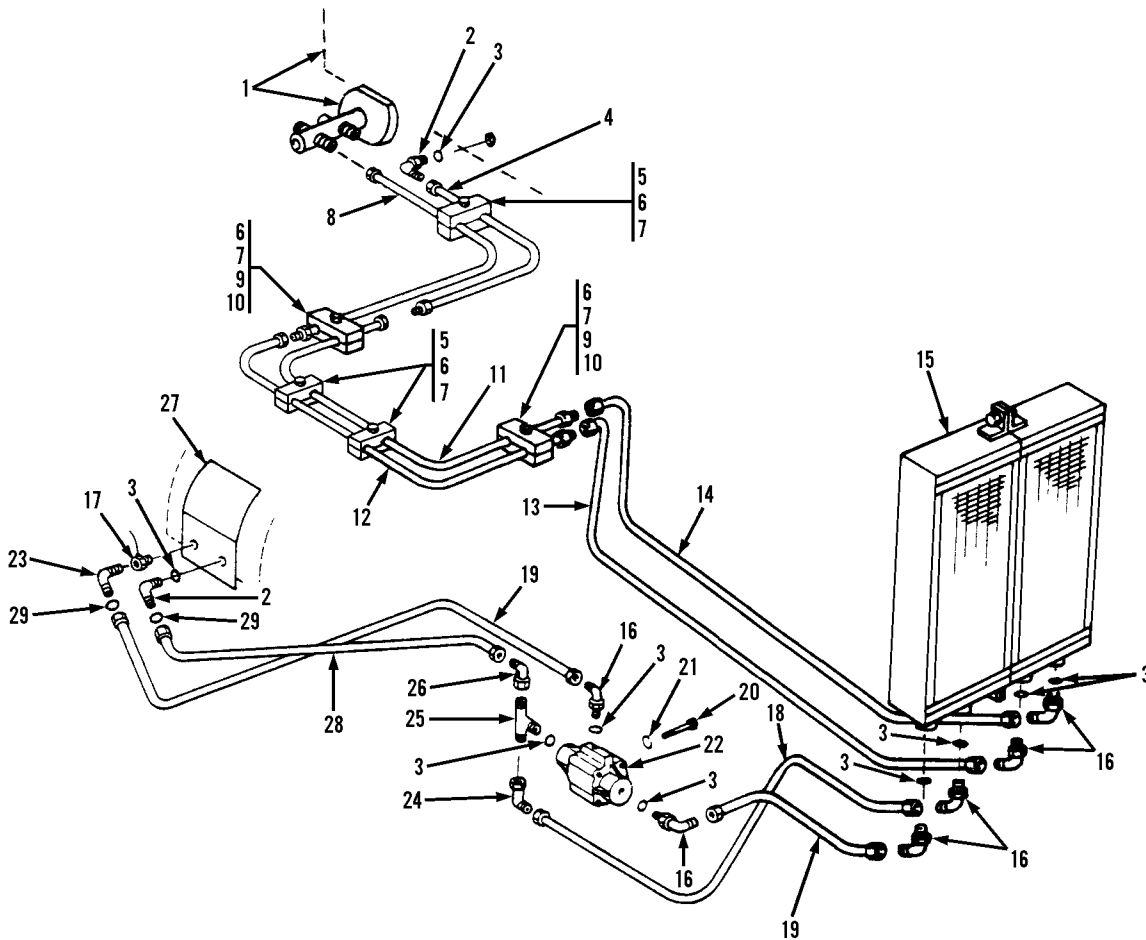
Item	Part No.	Qty.	Description Of Part
1	8368-3545	1	MIRROR SET, (includes items 2, 3, 4, 5, 9 & 10; each mirror set includes two mirror assemblies, one L.H. & R.H., see page UN7-6 for details)
2	8820-1023	2	HEX HD CAPSCREW, 5/16-18X1-3/4, GR5
3	8856-1003	2	FLAT WASHER, 5/16
4		2	LOCKWASHER, (external tooth), 5/16, (purchase locally)
5	8852-1305	2	HEX LOCKNUT, 5/16
6	7738-6106	1	MIRROR POST
7	8820-1035	3	HEX HD CAPSCREW, 3/8-16X1, GR5
8	8855-1011	3	LOCKWASHER, 3/8
9	8368-7047	1	MIRROR HEAD, FLAT, (includes item 11)
10	8368-3291	1	MIRROR HEAD, CONVEX, (includes item 11)
11	8368-7062	2	MIRROR CLAMP KIT, (includes hardware)

* - Added note and removed part number from item 4.

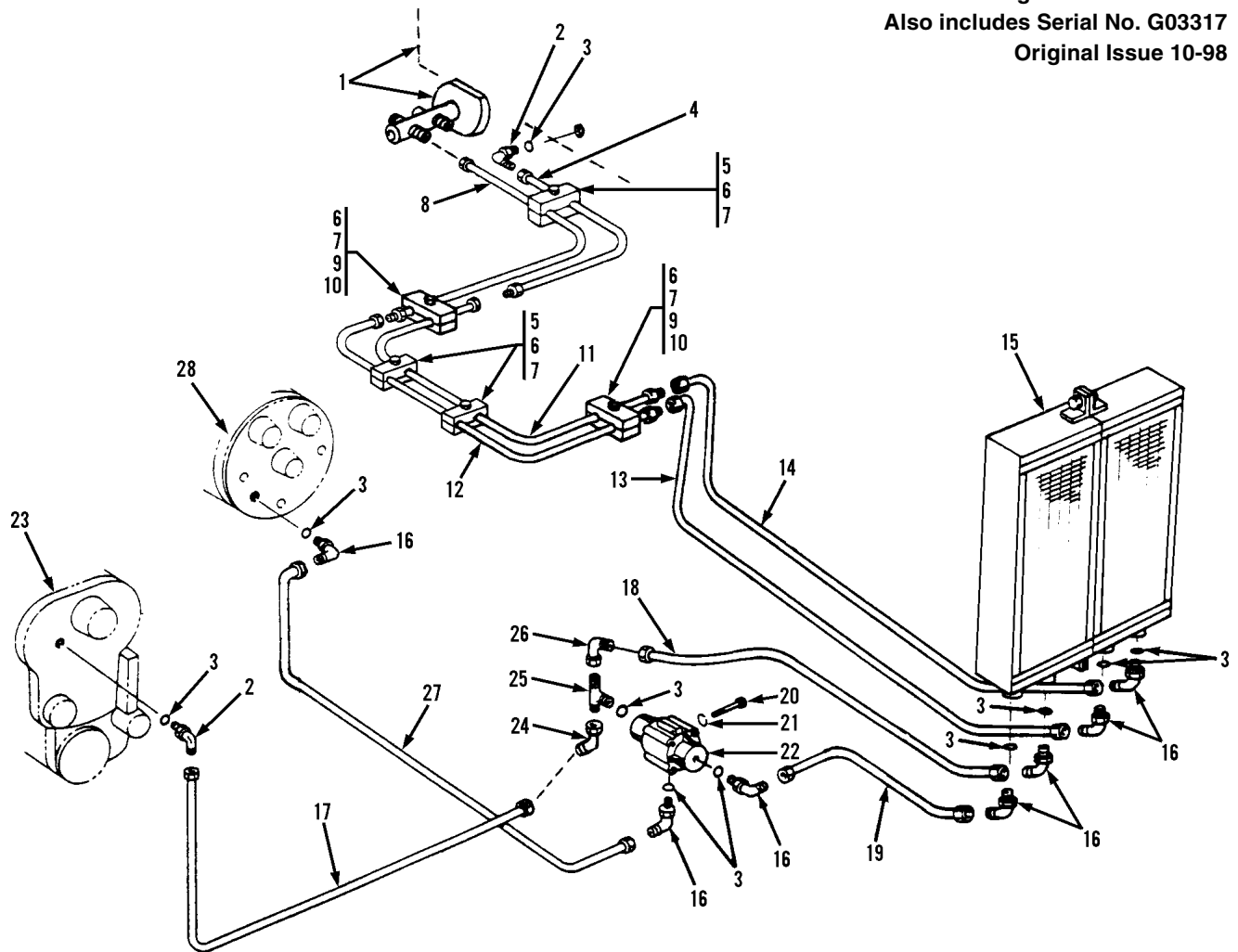


Item	Part No.	Qty.	Description Of Part	Item	Part No.	Qty.	Description Of Part
	7738-5195	1	RADIATOR & COOLERS ASSY, (includes all items except items 5, 6, 13, 16, 18, 19, 21, 23, 24, 32, 33, 36, 37, 38, 40 & 42 thru 48)	27	7738-1732	2	BRACKET
*1	7714-3006	8	WHIZ-LOK NUT, 5/16-18	28	8820-1068	1	HEX HD CAPSCREW, 1/2-13X1-3/4, GR8
2	7738-3776	1	CHARGE AIR COOLER	29	8852-1208	1	HEX LOCKNUT, 1/2-13
3	8820-1003	10	HEX HD CAPSCREW, 1/4-20X3/4, GR5	30	8866-2089	4	ELBOW, 45 DEGREES, (includes item 31)
4	8856-1107	6	FLAT WASHER, 1/4	31	8859-1209	4	O-RING
5	7738-3907	2	RUBBER FLAP STRIP	32		1	HOSE, 5/16 I.D. 5' LONG
6	9002-7187	1	TY-RAP	33	8348-3497	2	HOSE CLAMP
7	7738-1781	1	OIL COOLER BRACKET, R.H.	34	7738-4722	1	RADIATOR CAP, 7 PSI
8	7738-3773	1	TRANSMISSION/OIL COOLER ASSY, (see note)	35	7738-3908	1	RADIATOR, (includes item 34)
9	7738-1780	1	OIL COOLER BRACKET, L.H.	36	7738-3668	2	HOSE CLAMP
10	7738-3800	4	SHOCK MOUNT	37	7738-3146	1	UPPER RADIATOR HOSE
11	7738-1699	4	BRACKET	38	8507-1128	2	HOSE CLAMP
12	8097-3025	30	WHIZ-LOK SCREW, 3/8-16X1	39	7738-1779	1	FAN SHROUD
13		19"	NYLON HOSE, 5/16 I.D.	40	8688-1733	1	LOWER RADIATOR HOSE
14	7738-6156	1	SUPPORT WELDMENT, L.H.	41	8668-3172	1	DRAIN VALVE
	7738-6139	1	SUPPORT WELDMENT, R.H.	42	7714-3003	4	WHIZ-LOK SCREW, 5/16-18X5/8
15	8863-1302	4	COTTER PIN, 1/6-3/4	43	8856-1109	4	FLAT WASHER, 3/8
16	7738-3798	2	HOOD STOP CABLE, (includes items 15 & 17)	44	7738-3825	1	OVERFLOW TANK
17	8863-3000	4	YOKE PIN, 3/16X9/32	45	7714-3006	4	WHIZ-LOK NUT, 5/16-18
18	8820-1072	4	HEX HD CAPSCREW, 1/2-13X2-3/4, GR5	46	7737-3020	2	RADIATOR HOSE, 45 DEGREE ELBOW
19	9020-5031	4	SPECIAL WASHER	47	9002-8674	2	PUSH-LOK FITTING
20	9020-5032	4	SHOCK MOUNT	48	8348-3497	2	HOSE CLAMP
21	8852-1308	2	HEX LOCKNUT, 1/2-13, (lock nuts used on right hand side only), (weld nuts on left hand side)				NOTE: ONLY ITEMS WITH PART NUMBERS ARE AVAILABLE FOR SERVICE.
22	7738-1790	1	MOUNTING BRACKET				NOTE: FOR SERVICE ONLY. USE P/N 7738-3774 FOR TRANSMISSION OIL COOLER & P/N 7738-3775 FOR HYDRAULIC OIL COOLER.
23	7714-3006	4	WHIZ-LOK NUT, 5/16-18				
24	7738-1729	1	RUBBER FLAP STRIP				
25	7738-1742	1	RUBBER FLAP STRIP				
26	7738-3905	1	RUBBER FLAP				

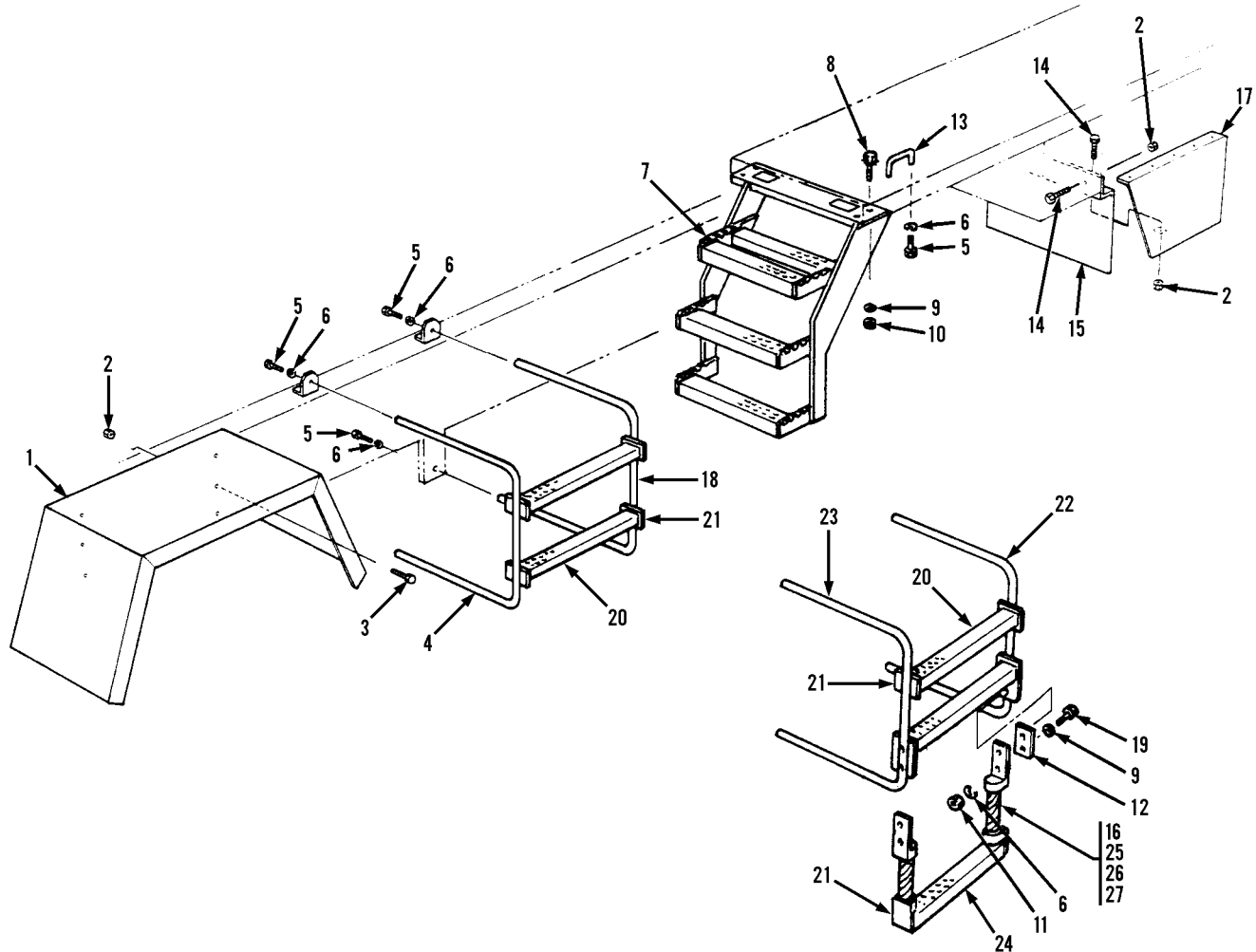
* - Revised part number on item 1.
 DS



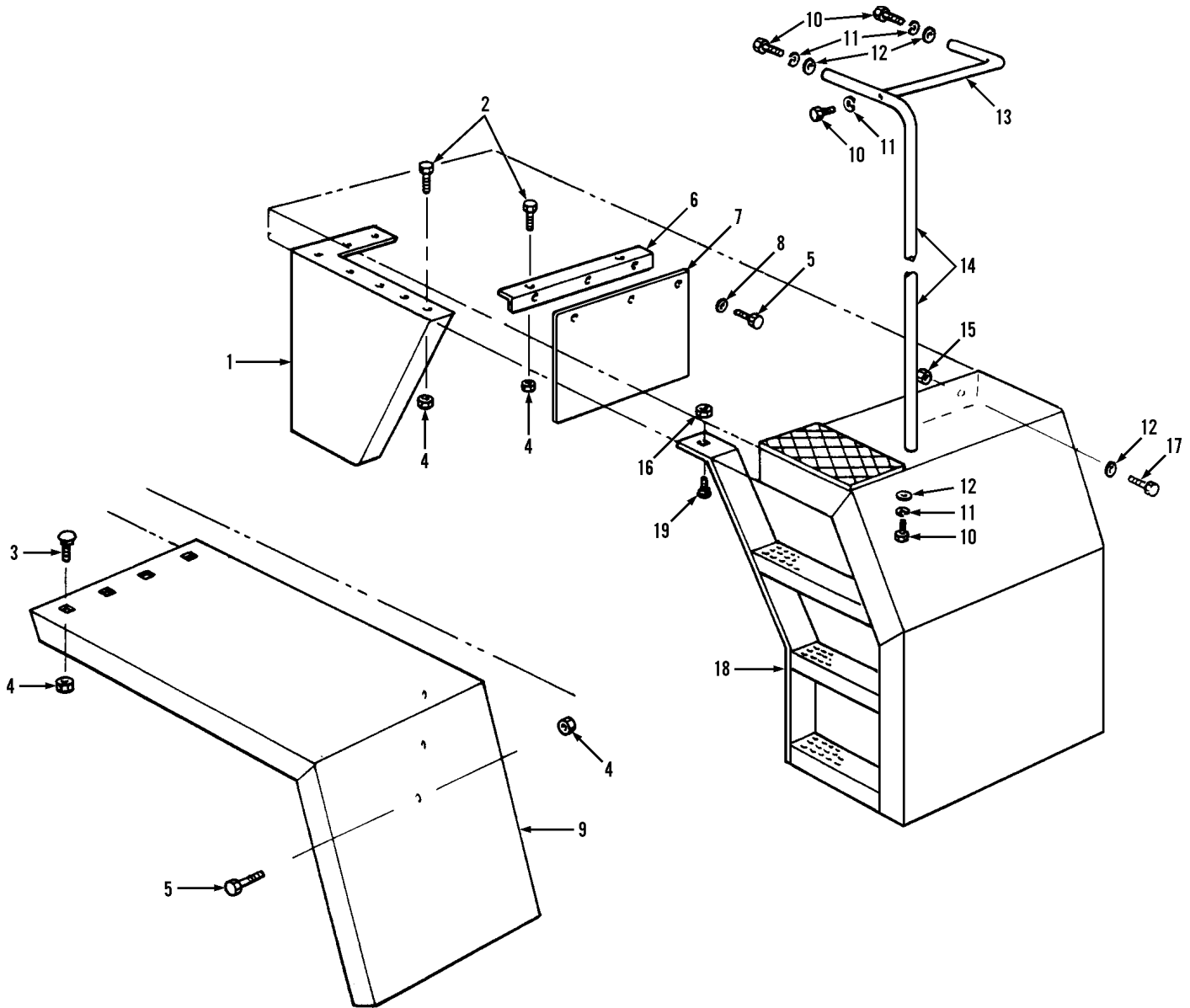
Item	Part No.	Qty.	Description Of Part	Item	Part No.	Qty.	Description Of Part
1		Ref	HYDRAULIC RESERVOIR ASSY, (see page UN2-13 for details)	16	8866-2089	6	ELBOW, 45 DEGREES, (includes item 3)
2	8866-2069	2	ELBOW, 90 DEGREES, (includes item 3)	17	7738-3760	1	OIL TEMP. SENDER, 1/8 NPT
3	8859-1209	9	O-RING	18	8471-6195	1	HOSE ASSY
4	7738-3417	1	TUBE ASSY	19	8471-6808	2	HOSE ASSY
5	8820-1023	3	HEX HDCAPSCREW, 5/16-18X1-3/4, GR5	20	8820-1044	2	HEX HD CAPSCREW, 3/8-16X3-1/4, GR5
6	7713-3137	6	COVER PLATE	21	8855-1011	2	LOCKWASHER, 3/8
7	7732-3068	5	CLAMP SET	22		Ref	THERMAL BY-PASS VALVE ASSY, (see page UN2-19 for details), (includes items 16, 22 & 24 thru 26)
8	7738-3523	1	TUBE ASSY	23	7738-1825	1	ELBOW, 90 DEGREES
9	8820-1026	2	HEX HDCAPSCREW, 5/16-18X2-1/2, GR5	24	8866-2110	1	ELBOW, 90 DEGREES, (swivel nut)
10	7714-3006	2	WHIZ LOCKNUT, 5/16-18	25	8866-2157	1	BRANCH TEE, (includes item 3)
11	7738-3228	1	TUBE ASSY	26	8866-2124	1	ELBOW, 45 DEGREES, (swivel nut)
12	7738-3225	1	TUBE ASSY	27		Ref	TRANSMISSION ASSY, (see page UN3-4 for details)
13	8471-7448	1	HOSE ASSY	28	8471-6370	1	HOSE ASSY
14	8471-6370	1	HOSE ASSY	29	8859-1509	2	O-RING
15		Ref	TRANSMISSION OIL COOLER, (see page UN2-9 for details)				



Item	Part No.	Qty.	Description Of Part	Item	Part No.	Qty.	Description Of Part
1		Ref	HYDRAULIC RESERVOIR ASSY, (see page UN2-13 for details)	16	8866-2089	7	ELBOW, 45 DEGREES, (includes item 3)
2	8866-2069	2	ELBOW, 90 DEGREES, (includes item 3)	17	8471-6004	1	HOSE ASSY
3	8859-1209	10	O-RING	18	8471-6195	1	HOSE ASSY
4	7738-3417	1	TUBE ASSY	19	8471-6808	1	HOSE ASSY
5	8820-1023	3	HEX HD CAPSCREW, 5/16-18X1-3/4, GR5	20	8820-1044	2	HEX HD CAPSCREW, 3/8-16X3-1/4, GR5
6	7713-3137	6	COVER PLATE	21	8855-1011	2	LOCKWASHER, 3/8
7	7732-3068	5	CLAMP SET	22		Ref	THERMAL BY-PASS VALVE ASSY, (see page UN2-19 for details), (includes items 16, 22 & 24 thru 26)
8	7738-3523	1	TUBE ASSY	23		Ref	TRANSMISSION ASSY, (see page UN3-36 for details)
9	8820-1026	2	HEX HD CAPSCREW, 5/16-18X2-1/2, GR5	24	8866-2110	1	ELBOW, 90 DEGREES, (swivel nut)
10	7714-3006	2	WHIZ LOCKNUT, 5/16-18	25	8866-2157	1	BRANCH TEE, (includes item 3)
11	7738-3228	1	TUBE ASSY	26	8866-2124	1	ELBOW, 45 DEGREES, (swivel nut)
12	7738-3225	1	TUBE ASSY	27	7713-3875	1	HOSE ASSY
13	8471-7448	1	HOSE ASSY	28		Ref	TORQUE CONVERTER ASSY, (see page UN3-45 for details)
14	8471-6370	1	HOSE ASSY				
15		Ref	TRANSMISSION OIL COOLER, (see page UN2-9 for details)				

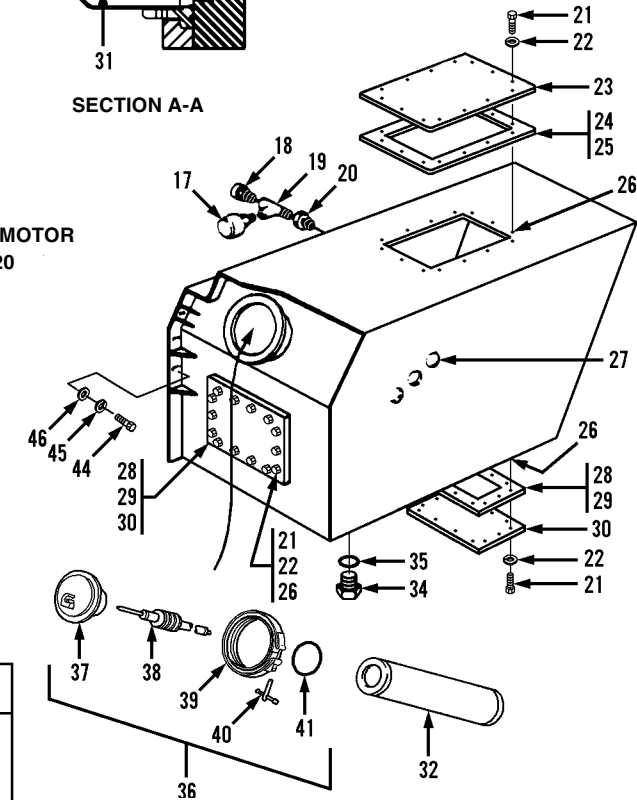
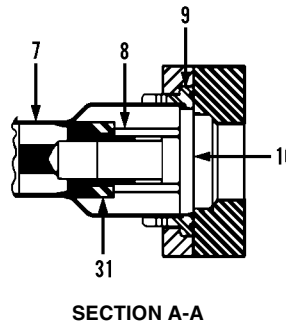
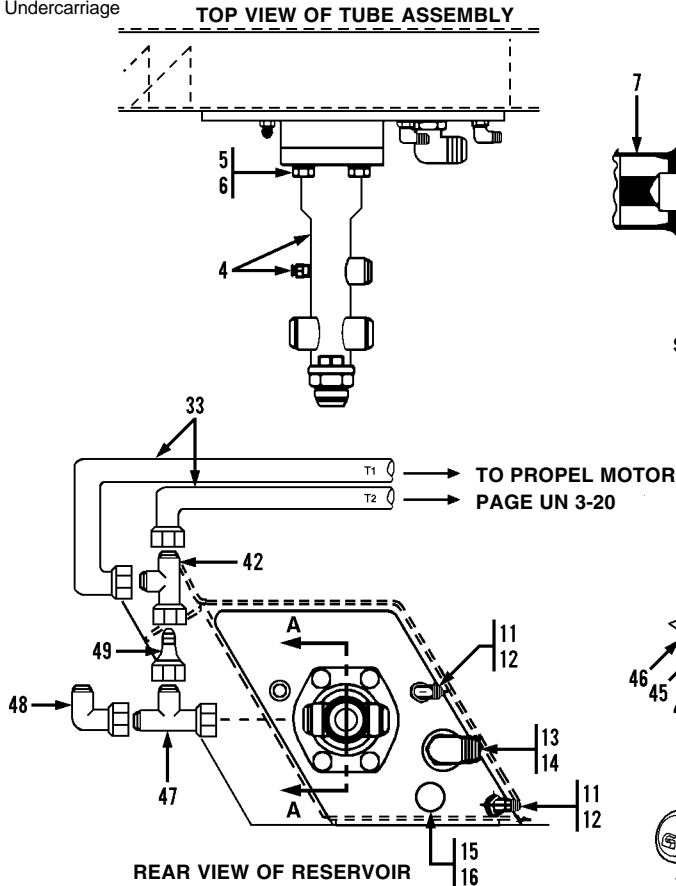


Item	Part No.	Qty.	Description Of Part	Item	Part No.	Qty.	Description Of Part
	7738-6118	1	STEP WELDMENT, (4x2 undercarriage), (includes items 4, 18, 20 & 21)	12	7738-1631	2	SPACER
	7738-6120	1	STEP WELDMENT, (4x4 undercarriage), (includes items 6, 9, 11, 12, 16 & 19 thru 27)	13	8688-1010	1	GRAB BAR
1	7738-6003	1	REAR FENDER, R.H.	14	7714-3004	8	WHIZ-LOK SCREW, 5/16-18X1-1/4
2	7714-3006	14	WHIZ-LOK NUT, 5/16-18	15	7738-1307	1	PARTITION
3	7714-3003	6	WHIZ-LOK SCREW, 5/16-18X5/8	16	7738-3770	2	CABLE
4	7738-3767	1	STEP RAIL	17	7738-1105	1	FENDER SKIRT, R.H.
5	8820-1067	6	HEX HD CAPSCREW, 1/2-13X1-1/2, GR5	18	7738-3766	1	STEP RAIL W/BRACE
6	8855-1013	10	LOCKWASHER, 1/2	19	8820-1070	4	HEX HD CAPSCREW, 1/2-13X2-1/4, GR5
7	7738-6123	1	FRONT FENDER WELDMENT, R.H.	20	7738-1624	4	LADDER RUNG
8	8820-1065	4	HEX HD CAPSCREW, 1/2-13X1, GR5	21	7738-1623	8	SPACER
9	8856-1111	8	FLAT WASHER, 1/2	22	7738-3768	1	STEP RAIL W/BRACE
10	7714-3014	4	WHIZ-LOK NUT, 1/2-13	23	7738-3769	1	STEP RAIL
11	8850-1008	4	HEX NUT, 1/2-13	24	7738-1630	1	BOTTOM LADDER RUNG
				25	7738-1632	2	BAR
				26	7738-1633	2	BAR
				27	7738-1555	4	SLEEVE



Item	Part No.	Qty.	Description Of Part	Item	Part No.	Qty.	Description Of Part
1	7738-1104	1	FENDER SKIRT, L.H.	11	8855-1013	4	LOCKWASHER, 1/2
2	7714-3004	8	WHIZ-LOK NUT, 5/16-18X1-1/4	12	8856-1006	9	FLAT WASHER, 1/2
3	8841-1036	4	ROUND HD CARRIAGE BOLT, 5/16-18X1/2	13	8368-3563	1	GRAB BAR
4	7714-3006	15	WHIZ-LOK NUT, 5/16-18	14	8395-3034	1	GRAB BAR
5	7714-3003	6	WHIZ-LOK SCREW, 5/16-18	15	7714-3014	6	WHIZ-LOK NUT, 1/2-13
6	7738-6061	1	ANGLE WELDMENT	16	7714-3015	1	WHIZ-LOK NUT, 3/8-16
7	7738-3246	1	RUBBER FLAP	17	8820-1065	6	HEX HDCAPSCREW, 1/2-13X1, GR5
8	8856-1108	3	FLAT WASHER, 5/16	18	7738-6117	1	STEP WELDMENT
9	7738-6004	1	REAR FENDER, L.H.	19	8841-1062	1	ROUND HD CARRIAGE BOLT, 3/8-16X1
10	8820-1067	4	HEX HD CAPSCREW, 1/2-13X1-1/2, GR5				

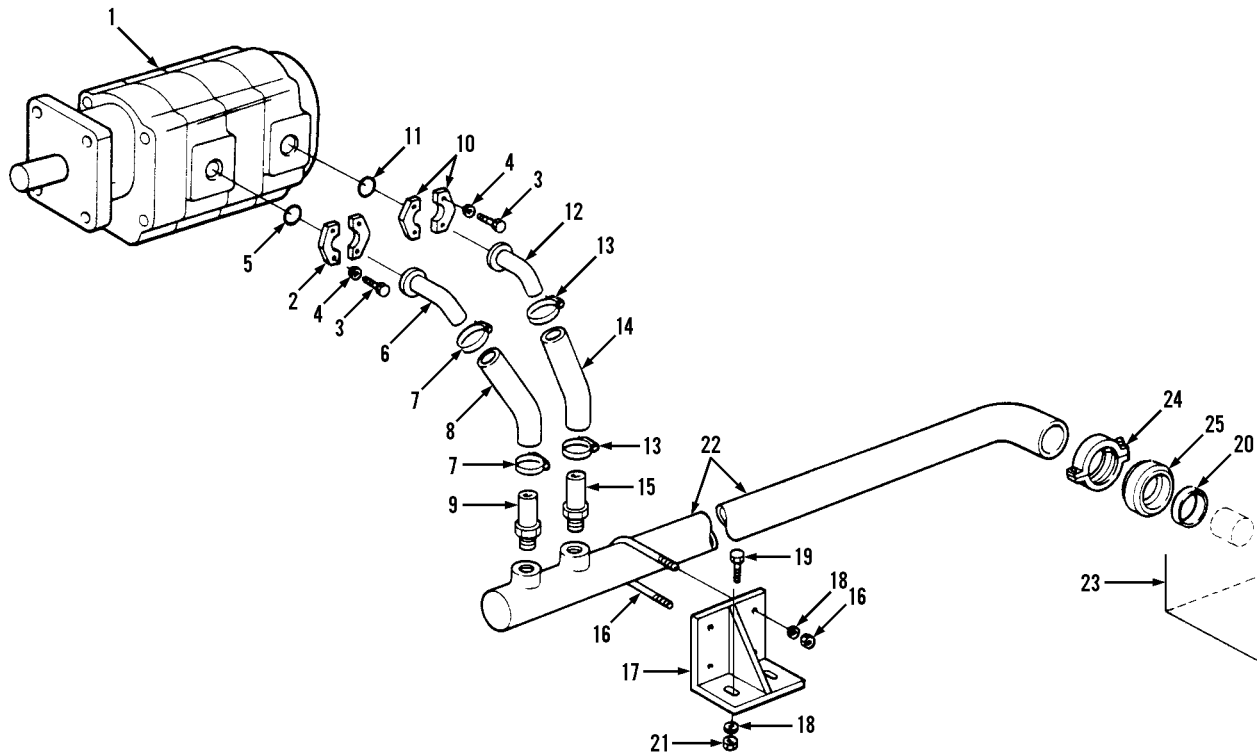
4x2 or 4 x 4 Undercarriage
 ISB-190 Cummins Diesel
 Starting Serial No. G03319
 Also includes Serial No. G03317
 Original Issue 10-98
 Revised 5-14-99



Item	Part No.	Qty.	Description Of Part
	7736-5033	1	HYDRAULIC RESERVOIR ASSY, (includes all items except items 33, 42 & 44 thru 49)
1	8866-2005	1	CONNECTOR, (includes item 2)
2	8859-1204	1	O-RING
3	8346-1123	1	TUBE FITTING
4	7736-3214	1	TUBE ASSY, (includes cap nut)
5	8820-1097	4	HEX HD CAPSCREW, 5/8-11X2, GR5
6	8855-1015	4	LOCKWASHER, 5/8
7	8367-1548	1	PLUNGER
8	8367-3084	1	SPRING
9	8859-1115	1	O-RING
10	7736-1134	1	PLUNGER RETAINER
11	8866-2064	2	ELBOW, 90 DEGREES, (includes item 12)
12	8859-1204	2	O-RING
13	8866-2069	1	ELBOW, 90 DEGREES, (includes item 14)
14	8859-1209	1	O-RING
15	8866-2177	1	HEX HD PLUG, (includes item 16)
16	8859-1207	1	O-RING
17	8367-3030	1	PRESSURIZED BREATHER
18	7713-5040	1	RELIEF VALVE
19	8871-1143	1	STREET VALVE
20	8871-1386	1	REDUCING BUSHING, 3/4X1/2
21	8820-1005	54	HEX HD CAPSCREW, 1/4-20X1, GR5
22	8855-1009	54	LOCKWASHER, 1/4
23	7736-1069	1	TOP COVER
24	7736-3040	2	GASKET, (short)
25	7736-3039	2	GASKET, (long)
26	2492-1134	54	RIVNUT
27	8697-1094	3	SIGHT GLASS

Item	Part No.	Qty.	Description Of Part
28	7736-3059	4	GASKET, (long)
29	7736-3058	4	GASKET, (short)
30	7736-1070	2	COVER
31	7736-1125	1	SPACER
32	8097-3110	1	ELEMENT, (10B)
33	8471-7570	2	HOSE ASSY, (4X4 only)
	8471-7296	2	HOSE ASSY, (4X2 only)
34	8866-2180	2	HEX HD PLUG, (includes item 35)
35	8859-1210	2	O-RING
36	7736-3044	1	UPPER ELEMENT ASSY, (includes item 37 thru 41)
37	7736-4140	1	COVER ASSY, (includes item 38)
38	7736-4141	1	MAGNET ASSY
39	7736-4142	1	COVER CLAMP
40	7736-4143	1	T-HANDLE ASSY
41	7736-4144	1	O-RING
42	8866-2242	1	SWIVEL NUT RUN TEE, 3/4 TUBE
43	7736-6019	1	RESERVOIR WELDMENT
44	8820-1096	6	HEX HD CAPSCREW, 5/8-11X1-3/4, GR5
45	8855-1015	6	LOCKWASHER, 5/8
46	8856-1008	6	FLAT WASHER, 5/8
47	8381-1001	1	SWIVEL NUT RUN TEE
48	8866-2111	1	ELBOW, 90 DEGREES, (swivel nut)
49	8696-1145	1	TUBE REDUCER

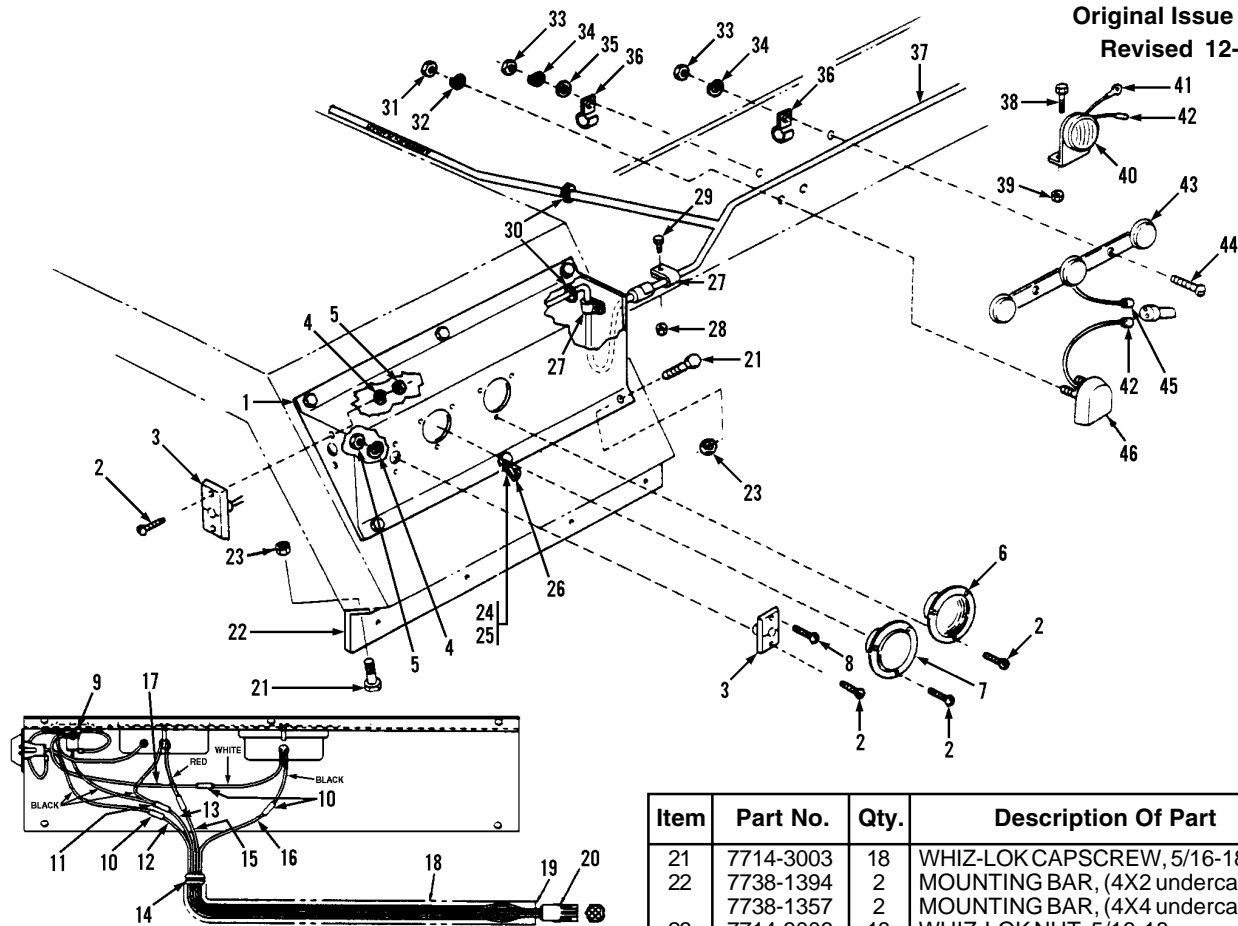
* - Revised illustration and parts list.



Item	Part No.	Qty.	Description Of Part
1		Ref	MAIN HYDRAULIC PUMP ASSY, (see page UN3-21 for details)
2	8471-1427	2	FLANGE HALF
3	8820-1067	8	HEX HDCAPSCREW, 1/2-13X1-1/2, GR5
4	8855-1013	8	LOCKWASHER, 1/2
5	7736-3038	1	SQUARE RING SEAL
6	7736-3062	1	HOSE FITTING
7	7736-3064	2	HOSE CLAMP
8	7736-3065	1	SUCTION HOSE
9	7736-3063	1	HOSE FITTING
10	8471-1342	2	FLANGE HALF
11	7736-3037	1	SQUARE RING SEAL
12	7713-3156	1	HOSE FITTING
13	7713-3157	2	HOSE CLAMP

Item	Part No.	Qty.	Description Of Part
14	7736-3128	1	SUCTION HOSE
15	7713-3160	1	HOSE FITTING
16	8667-1583	2	CLAMP, (loctite)
17	7738-6051	2	FEED TUBE SUPPORT
18	8856-1004	8	FLAT WASHER, 3/8
19	8820-1037	4	HEX HD CAPSCREW, 3/8-16X1-1/2, GR5
20	7736-3055	1	GASKET RETAINER
21	8850-1006	4	HEX NUT, 3/8-16, (loctite)
22	7736-3061	1	PUMP FEED TUBE
23		Ref	RESERVOIR ASSY, (see page UN2-13 for details)
24	7736-3057	1	TUBE JOINT COUPLING
25	7736-3056	1	TUBE JOINT GASKET

Original Issue 10-98
 Revised 12-18-98

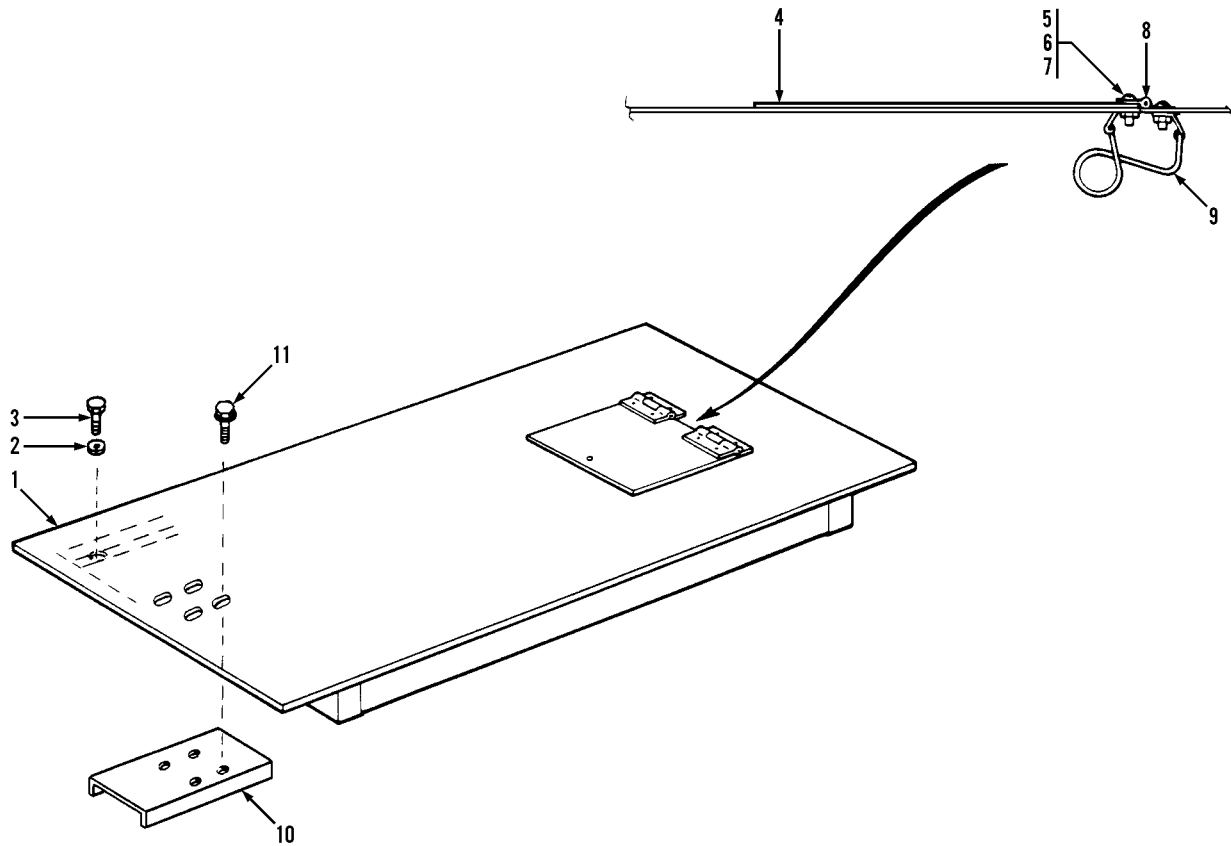


Item	Part No.	Qty.	Description Of Part
	7738-5218	1	TAIL LIGHT HOUSING ASSY, L.H., (includes items 1 thru 20)
	7738-5219	1	TAIL LIGHT HOUSING ASSY, R.H., (includes items 1 thru 20)
1	7722-6005	1	TAIL LIGHT HOUSING, L.H.
	7722-6008	1	TAIL LIGHT HOUSING, R.H.
2	9002-7316	10	HEX HD SELF-TAPPING SCREW, #10-24X3/4
3	8668-3449	2	CLEARANCE LIGHT ASSY, RED
4	8855-1007	1	LOCKWASHER, #10
5	8850-1612	1	HEX NUT, #10-24
6	8668-3448	1	BACK-UP LIGHT ASSY
7	8668-3447	1	STOP, TAIL & TURN SIGNAL LIGHT ASSY
8	8830-2093	1	ROUND HD MACHINE SCREW, #10-24X3/4
9	8698-3188	4	RING TERMINAL, #10
10	8668-3480	4	CONNECTOR
11	8348-3078	1	CONNECTOR
12		1	WIRE, 16 GA., 40" LONG, WHITE
13		1	WIRE, 16 GA., 38" LONG, RED
14	8668-1272	1	GROMMET
15		1	WIRE, 16 GA., 38" LONG, GREEN
16		1	WIRE, 16 GA., 38" LONG, BROWN
17		1	WIRE, 16 GA., 8" LONG, WHITE
18		AR	SPLIT PLASTIC LOOM, 1/21.D.
19	8668-3122	1	TIE STRAP
20	8096-3062	1	WEATHER PACK SHROUD

Item	Part No.	Qty.	Description Of Part
21	7714-3003	18	WHIZ-LOK CAPSCREW, 5/16-18X5/8
22	7738-1394	2	MOUNTING BAR, (4X2 undercarriage)
	7738-1357	2	MOUNTING BAR, (4X4 undercarriage)
23	7714-3006	18	WHIZ-LOK NUT, 5/16-18
24	8820-1005	2	HEX HD CAPSCREW, 1/4-20X1, GR5
25	7714-3013	2	WHIZ-LOK NUT, 1/4-20
26	8348-3597	2	CLOSE LINK
27	2460-1710	4	SUPPORT CLAMP
28	7714-3006	2	WHIZ-LOK NUT, 5/16-18
29	7714-3004	2	WHIZ-LOK SCREW, 5/16-18X1-1/4
30	8513-1075	4	GROMMET
31	8850-1613	2	HEX NUT, #10-32
32	8855-1007	2	LOCKWASHER, #10
*33	8850-1608	6	HEX NUT, #6-32
*34	8855-1005	6	LOCKWASHER, #6
*35	8856-1103	4	FLAT WASHER, #6
36	8594-1016	2	SUPPORT CLAMP
37		Ref	CHASSIS WIRING HARNESS, (see page UN2-18 for details)
38	8820-1005	2	HEX HD CAPSCREW, 1/4-20X1, GR5
39	7714-3013	2	WHIZ-LOK NUT, 1/4-20
40	9123-3012	1	TRAVEL ALARM
41	8688-3260	1	RING TERMINAL
42	8698-3193	3	BULLET TERMINAL
*43	7738-3922	1	IDENTIFICATION BAR LIGHT ASSY
*44	8830-1057	4	ROUND HD MACHINE SCREW, #6-32X3/4
45	2460-1589	1	THREE-WAY CONNECTOR
46	8668-3452	1	DISPLAY LIGHT ASSY

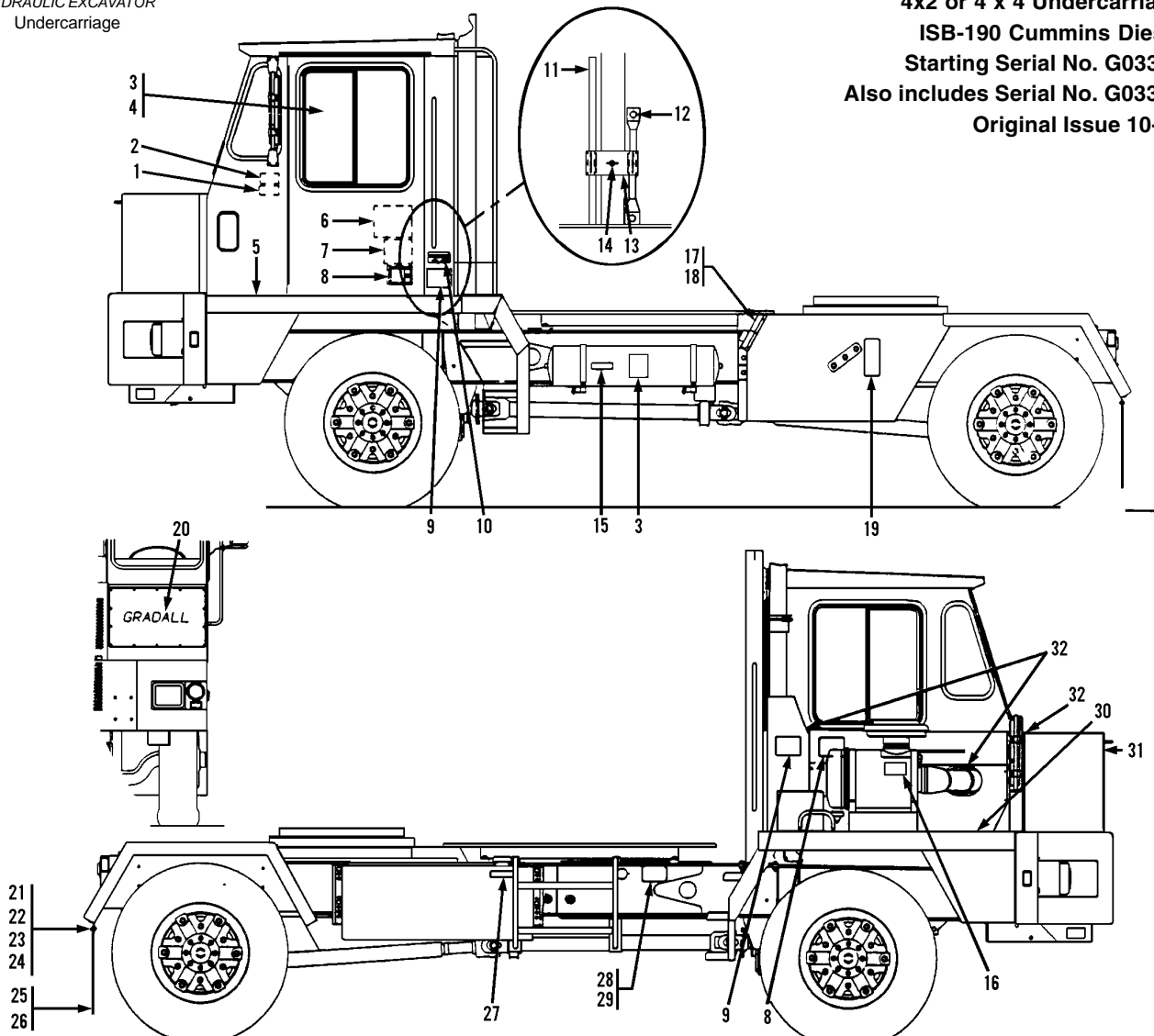
NOTE: ONLY ITEMS WITH PART NUMBERS ARE AVAILABLE FOR SERVICE.

* - Changed part numbers on items 33, 34, 35, 43 & 44.

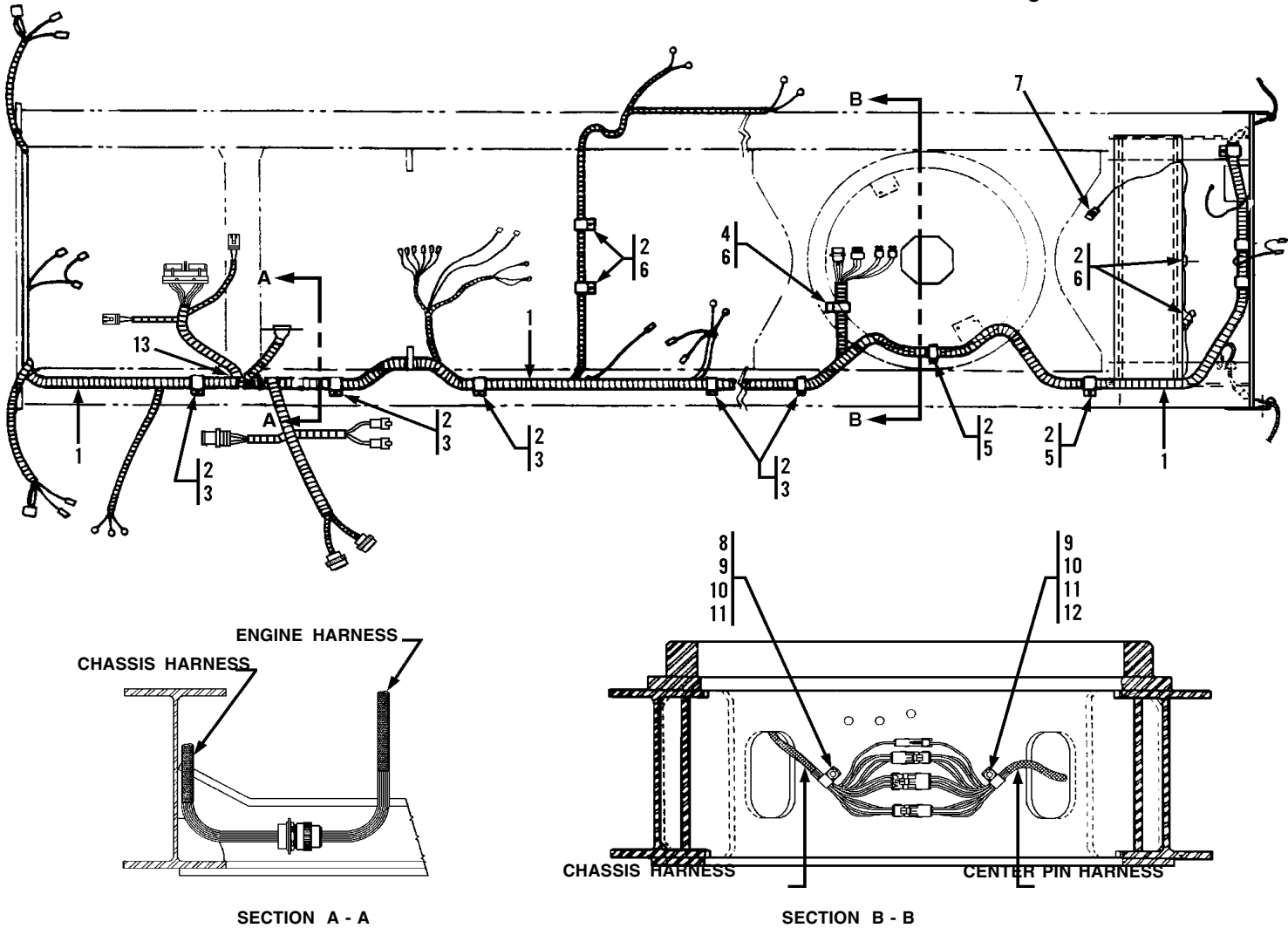


Item	Part No.	Qty.	Description Of Part
1	7738-6052	1	DECK PAN
2	8855-1015	4	LOCK WASHER, 5/8
3	8820-1093	4	HEX HD CAPSCREW, 5/8-11X1, GR5
4	7710-1283	1	COVER
5	8830-2092	8	ROUND HD MACHINE SCREW, #10-24X5/8
6	8855-1007	8	LOCKWASHER, #10
7	8850-1612	8	HEX NUT, #10-24
8	8507-1132	2	HINGE
9	8507-1028	1	SPRING & BRACKET
10	7738-1399	1	DRIVE SHAFT GUARD, (4X4 undercarriage)
11	7714-3003	4	HEX LOCKSCREW

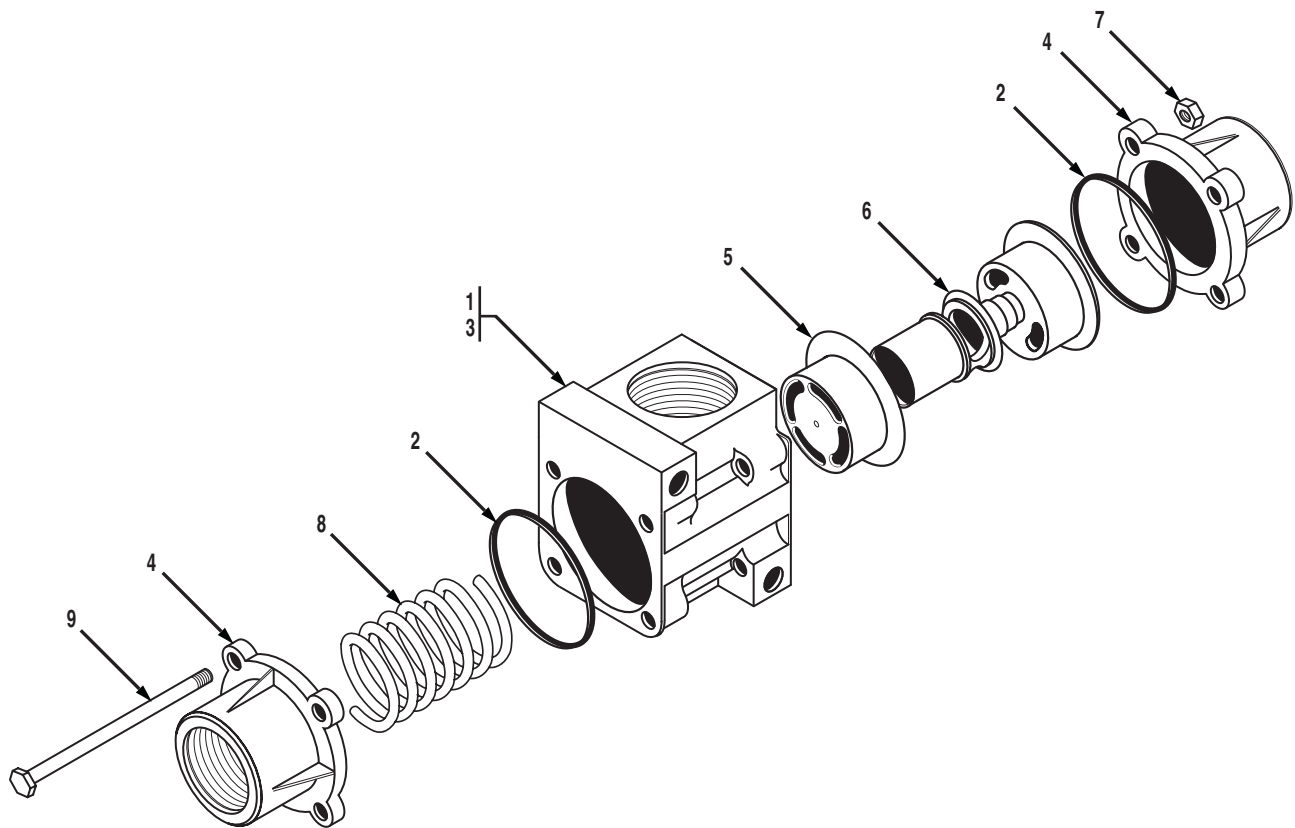
4x2 or 4 x 4 Undercarriage
 ISB-190 Cummins Diesel
 Starting Serial No. G03319
 Also includes Serial No. G03317
 Original Issue 10-98



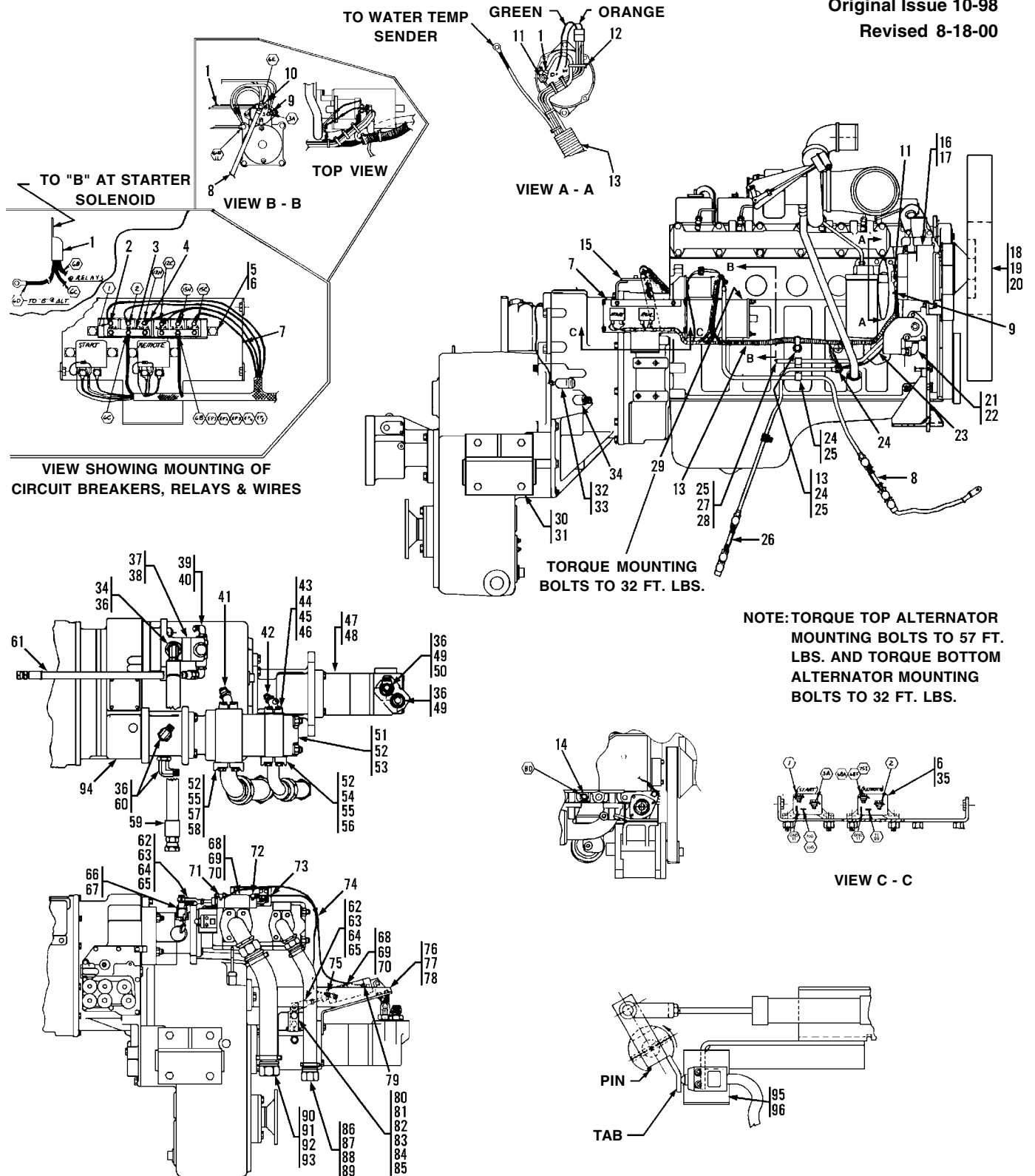
Item	Part No.	Qty.	Description Of Part	Item	Part No.	Qty.	Description Of Part
1	9103-3157	1	CAUTION DECAL, (used only on machines with AC Delco Starter)	18	9114-3288	1	DECAL
2	7738-3675	1	DIFFERENTIAL LOCK DECAL	19	8697-1197	1	RESERVOIR FILL DECAL
3	7739-3007	2	WARNING DECAL, (1 inside cab)	20	7733-3053	1	GRADALL DECAL, (standard)
4	8060-3025	1	CAUTION DECAL, (inside cab)	8364-1675	1	GRADALL DECAL, (special)	
5	7738-3245	1	FLOOR MAT	21	8820-1006	8	HEX HD CAPSCREW, 1/4-20X1-1/4, GR5
6	7733-3071	1	REMOTE CONTROL LABEL	22	8850-1004	8	HEX NUT, 1/4-20
7	8360-1011	1	ACCIDENT PREVENTION DECAL	23	8855-1009	8	LOCKWASHER, 1/4
8	8060-3038	2	WARNING DECAL	24	8856-1002	16	FLAT WASHER, 1/4
9	8060-3036	2	WARNING DECAL	25	7738-3307	2	MUD FLAP
10	7733-3027	1	GRADALL U.S.A. DECAL	26	8348-1009	2	BACKING BAR
11	8368-3349	1	WRENCH HANDLE	27	7702-3008	1	DECAL
12	8668-3278	1	LUG WRENCH, (Dayton & Gunite wheels)	28	7702-3029	1	SERIAL PLATE
	8668-3279	1	LUG WRENCH, (Budd wheels)	29	8834-1012	4	DRIVE SCREW, #4X5/16
13	8395-1005	1	TOOL RETAINER	30	7736-3358	1	INSTRUCTION STICKER, (inside battery box cover)
14	9002-7245	1	WING NUT, 3/8-16	31	8060-3026	1	CAUTION DECAL, (top of radiator next to cap)
15	7738-3305	1	DECAL, (no step)	32	9020-6196	AR	TRIM LOK, 15'
16	7737-3048	1	WARNING DECAL				
17	7700-3011	1	WARNING DECAL				



Item	Part No.	Qty.	Description Of Part
1	7738-3026	1	CHASSIS HARNESS ASSY
2	7714-3006	9	WHIZ-LOK NUT, 5/16-18
3	2460-1710	5	SUPPORT CLAMP, 1-13/64
4	8698-3224	1	DRIVE RIVET
5	8594-1017	2	SUPPORT CLAMP, 29/32
6	8594-1016	5	SUPPORT CLAMP, 1/2
7	7738-3879	1	DIFFERENTIAL LOCK CABLE
8	8662-1230	1	CLAMP
9	8820-1042	2	HEX HD CAPSCREW, 3/8-16X2-3/4, GR5
10	8855-1011	4	LOCKWASHER, 3/8
11	8850-1006	4	HEX NUT, 3/8-16
12	8594-1016	1	CLAMP
13	8668-3122	3	PLASTIC TY-WRAP



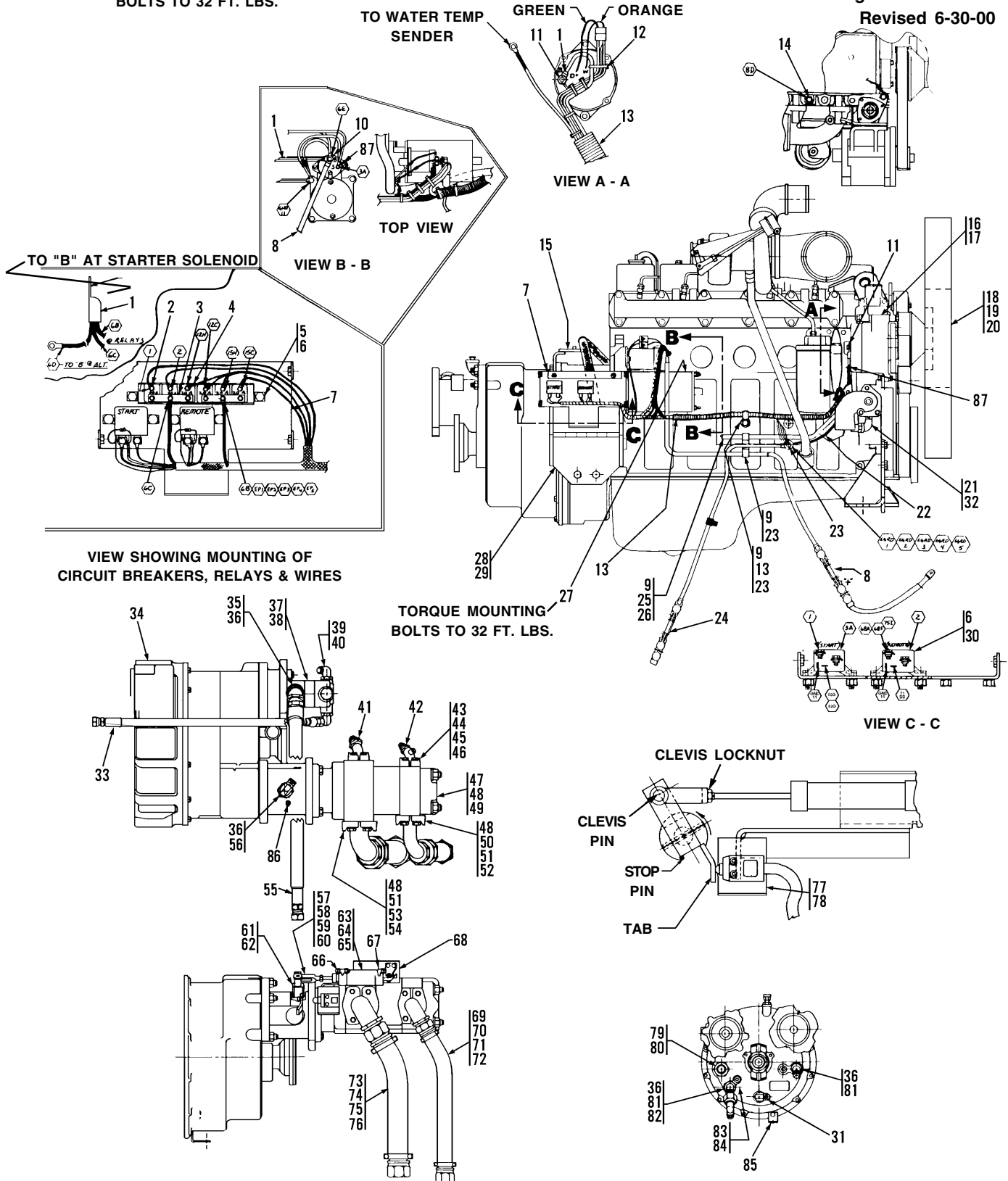
Item	Part No.	Qty.	Description Of Part
	7738-5052	1	THERMAL BY-PASS VALVE ASSY, (includes all items, also includes items 16, 22 & 24 thru 26 on page UN2-10)
1	7738-4836	1	REPAIR KIT, (includes items 2, 5 & 6)
	7738-3251	1	THERMAL BY-PASS VALVE, (includes items 2 thru 9)
2	8097-4008	2	SEAL FITTING
3	8097-4010	1	BODY
4	8097-4007	2	FITTING
5	8097-4011	1	SEAL ASSY
6	7738-4837	1	THERMAL ELEMENT ASSY
7	8097-4013	4	LOCKING NUT
8	8097-4012	1	SPRING
9	8097-4006	4	BOLT



Item	Part No.	Qty.	Description Of Part	Item	Part No.	Qty.	Description Of Part
	7738-5259	1	POWER UNIT ASSY, (includes all items on pages UN3-1 & UN3-2)	50	8866-2242	1	SWIVEL NUT RUN TEE, 3/4 TUBE
1	7737-3024	1	POWER CABLE	51		Ref	MAIN HYDRAULIC PUMP, (see page UN3-21 for details)
2	7738-3473	2	CIRCUIT BREAKER, 40 AMP.	52	8820-1067	10	HEX HD CAPSCREW, 1/2-13X1-1/2, GR5
3	8698-1178	2	BUSS BAR	53	8820-1066	2	HEX HD CAPSCREW, 1/2-13X1-1/4, GR5
4	8698-3041	4	CIRCUIT BREAKER, 20 AMP.	54	8471-1342	2	FLANGE HALF
5	8368-3029	1	CIRCUIT BREAKER BRACKET	55	8855-1013	8	LOCKWASHER, 1/2
6	8820-1002	6	HEX HD CAPSCREW, 1/4-20X5/8, GR5	56	7736-3037	1	SQUARE RING SEAL
7	7738-1737	1	RELAY BRACKET	57	8471-1427	2	FLANGE HALF
8	7737-3028	1	POSITIVE BATTERY CABLE	58	7736-3038	1	SQUARE RING SEAL
9	9103-3133	2	HEX NUT, M5	59	7713-3084	1	HOSE ASSY
10	9103-3134	1	HEX NUT, M10	*60	8866-2333	2	ELBOW, 90 DEGREES, (includes item 36)
11	9105-3332	1	HEX NUT, M8	61	7713-3458	1	HOSE ASSY
12	8668-3122	5	TY-RAP	*62	8882-1005	2	ADJUSTABLE YOKE END
13		23"	SPLIT LOOM	*63	8863-3004	2	YOKE PIN, 7/16
14	7738-3752	1	WATER TEMPERATURE SENDER	*64	8863-1309	2	COTTER PIN, 3/32X3/4
15	7738-6089	1	HOSE CLAMP WELDMENT	*65	8850-1407	2	HEX JAM NUT, 7/16-20
16	8097-3114	1	REGULATOR, (supplied with engine)	66	7738-6126	1	LEVER WELDMENT
17	8097-3108	1	ALTERNATOR	67	8863-1501	2	ROLL PIN, 1/4X1
18	7738-3777	1	FAN	68		Ref	AIR CYLINDER & MOUNTING BRACKET, (see page UN3-19 for details)
19	8319-1022	4	HEX HD CAPSCREW, M10X1.25X55	*69	8820-1005	8	HEX HD CAPSCREW, 1/4-20X1, GR5
20	9002-7469	4	HARDENED WASHER	*70	8852-1304	8	HEX LOCKNUT, 1/4-20
21	8871-1103	1	STREET ELBOW, 90 DEGREES, 1/2	71	8688-3171	2	TUBE FITTING, 1/8X3/8
22	8471-2742	1	HOSE NIPPLE	72	8688-3046	1	TUBE FITTING, 90 DEGREES
23	7738-3877	1	GROUND CABLE	73	7738-6159	1	PUMP DISCONNECT BRACKET
24	8319-1004	3	HEX HD CAPSCREW, M12X1-3/4	74		48"	NYLON TUBE, 3/8 O.D.
25	2460-1710	3	CLAMP	75	8688-3090	1	TEE TUBE FITTING, 1/4X3/8 TUBE
26	7738-3889	1	NEGATIVE BATTERY CABLE	76	7738-6160	1	MOTOR DISCONNECT BRACKET
27		70"	HEATER HOSE, 5/8	77	8820-1063	1	HEX HD CAPSCREW, 1/2-13X3/4, GR5
28	8667-1187	1	HOSE CLAMP	78	8856-1006	1	FLAT WASHER, NO.12
29	7738-4506	1	STARTER	79	8688-3046	1	90 DEGREE, TUBE FITTING, 1/4X3/8
30	7738-6015	1	TRANSMISSION MOUNT	80	7738-1344	1	SHIFTER LEVER EXTENSION
31	8820-1109	4	HEX HD CAPSCREW, 3/4-10X1-1/2, GR5	81	8820-1065	1	HEX HD CAPSCREW, 1/2-13X1, GR5
32	7738-1825	1	ELBOW, 90 DEGREE	82	8852-1008	1	HEX LOCKNUT, 1/2-13
33	7738-3760	1	TEMPERATURE SENDER	83	8850-1105	1	HEAVY HEX JAM NUT, 5/16-18
34	8866-2069	1	ELBOW, 45 DEGREES, (includes item 36)	84	8856-1108	1	FLAT WASHER, 5/16
35	7738-3377	2	SOLENOID RELAY	85	8820-1022	1	HEX HD CAPSCREW, 5/16-18X1-1/2, GR5
*36	8859-1209	7	O-RING	86	7736-3128	1	SUCTION HOSE
37		Ref	POWER STEERING PUMP, (see page UN8-6 for details)	87	7713-3160	1	SUCTION HOSE FITTING, (swivel nut)
38	8820-1035	2	HEX HD CAPSCREW, 3/8-16X1, GR5	88	7713-3156	1	SUCTION HOSE ELBOW, 90 DEGREES
39	8866-2065	2	ELBOW, 90 DEGREES, (includes item 40)	89	7713-3157	2	SUCTION HOSE CLAMP
40	8859-1205	2	O-RING	90	7736-3065	1	SUCTION HOSE
41	7736-3134	1	SPLIT FLANGE	91	7736-3063	1	SUCTION HOSE FITTING, (swivel nut)
42	7736-3076	1	ADAPTER, 45 DEGREES	92	7736-3062	1	SUCTION HOSE ELBOW, 90 DEGREES
43	8471-1333	4	FLANGE HALF	93	7736-3064	2	SUCTION HOSE CLAMP
44	8820-1036	8	HEX HD CAPSCREW, 3/8-16X1-1/4, GR5	94		Ref	TRANSMISSION ASSY, (see page UN3-3 for details)
45	8855-1011	8	LOCKWASHER, 3/8	95	8096-5007	1	LIMIT SWITCH ASSY
46	8366-1304	2	SQUARE RING SEAL	96	8821-1511	2	SOCKET HD CAPSCREW, #10-32X3/4, GR8
47		Ref	HYDRAULIC MOTOR, (see page UN3-18 for details)				
48	8320-1120	4	HEX HD CAPSCREW, 1/2-13X1-3/4, GR8, (torque to 100-110 ft. lbs.)				
49	8866-2025	2	CONNECTOR, (includes item 36)				

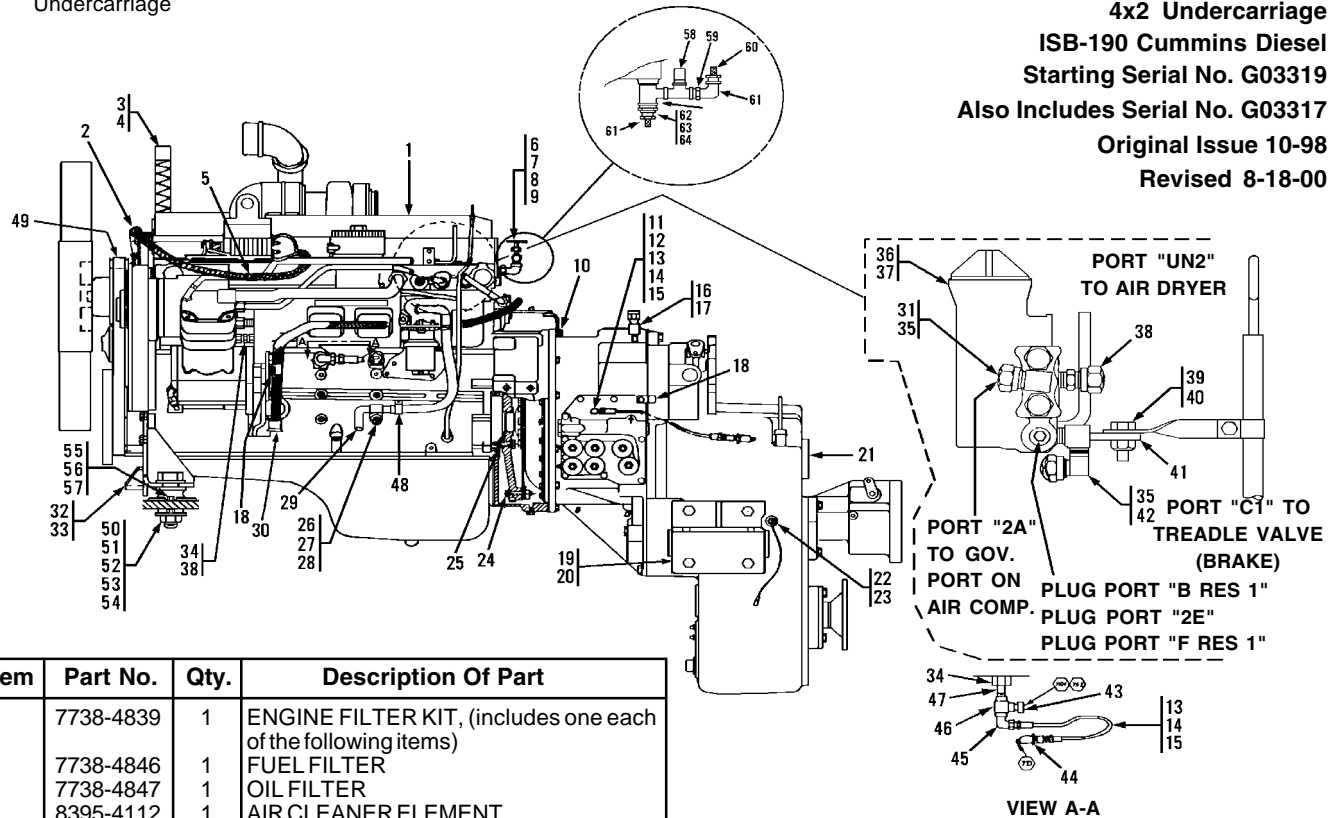
* - Changed quantity on items 36, 60, 62 thru 65, 69 & 70.

NOTE: TORQUE TOP ALTERNATOR MOUNTING BOLTS TO 57 FT. LBS. AND TORQUE BOTTOM ALTERNATOR MOUNTING BOLTS TO 32 FT. LBS.



Item	Part No.	Qty.	Description Of Part	Item	Part No.	Qty.	Description Of Part
	7738-5260	1	POWER UNIT ASSY, (includes all items on pages UN3-1 & UN3-2)	46	8366-1304	2	SQUARE RING SEAL
1	7737-3024	1	POWER CABLE	47		Ref	MAIN HYDRAULIC PUMP, (see page UN3-21 for details)
2	7738-3473	2	CIRCUIT BREAKER, 40 AMP.	48	8820-1067	10	HEX HD CAPSCREW, 1/2-13X1-1/2, GR5
3	8698-1178	2	BUSS BAR	49	8820-1066	2	HEX HD CAPSCREW, 1/2-13X1-1/4, GR5
4	8698-3041	4	CIRCUIT BREAKER, 20 AMP.	50	8471-1342	2	FLANGE HALF
5	8368-3029	1	CIRCUIT BREAKER BRACKET	51	8855-1013	8	LOCKWASHER, 1/2
6	8820-1002	6	HEX HD CAPSCREW, 1/4-20X5/8, GR5	52	7736-3037	1	SQUARE RING SEAL
7	7738-1737	1	RELAY BRACKET	53	8471-1427	2	FLANGE HALF
8	7737-3028	1	POSITIVE BATTERY CABLE	54	7736-3038	1	SQUARE RING SEAL
9	2460-1710	3	CLAMP	55	7713-3084	1	HOSE ASSY
10	9103-3134	1	HEX NUT, M10	56	8866-2333	1	ELBOW, 90 DEGREES, (includes item 36)
11	9105-3332	1	HEX NUT, M8	57	8882-1005	1	ADJUSTABLE YOKE END
12	8668-3122	5	TY-RAP	58	8863-3004	1	YOKE PIN, 7/16
13		23"	SPLIT LOOM	59	8863-1309	1	COTTER PIN, 3/32X3/4
14	7738-3752	1	WATER TEMPERATURE SENDER	60	8850-1407	1	HEX JAM NUT, 7/16-20
15	7738-6089	1	HOSE CLAMP WELDMENT	61	7738-6126	1	LEVER WELDMENT
16	8097-3108	1	ALTERNATOR	62	8863-1501	2	ROLL PIN, 1/4X1
17	8097-3114	1	REGULATOR, (supplied with engine)	63		Ref	AIR CYLINDER & MOUNTING BRACKET, (see page UN3-19 for details)
18	7738-3777	1	FAN	64	8820-1005	4	HEX HD CAPSCREW, 1/4-20X1, GR5
*19	8319-1005	4	HEX HD CAPSCREW, M10-1.5X45	65	8852-1304	4	HEX LOCKNUT, 1/4-20
*20	8856-1109	4	HARDENED WASHER	66	8688-3090	1	TEE TUBE FITTING, 1/4X3/8 TUBE
21	8471-2742	1	HOSE NIPPLE, 1/2	67	8688-3046	1	TUBE FITTING, 90 DEGREES
22	7738-3877	1	GROUND CABLE, 18"	68	7738-6159	1	PUMP DISCONNECT BRACKET
23	8319-1004	3	HEX HD CAPSCREW, M12-1.75X30, GR8	69	7736-3128	1	SUCTION HOSE
24	7738-3889	1	NEGATIVE BATTERY CABLE	70	7713-3160	1	SUCTION HOSE FITTING, (swivel nut)
25		70"	HEATER HOSE	71	7713-3156	1	SUCTION HOSE ELBOW, 90 DEGREES
26	8667-1187	1	HOSE CLAMP	72	7713-3157	2	SUCTION HOSE CLAMP
27	7738-4506	1	STARTER	73	7736-3065	1	SUCTION HOSE
28	7738-6018	2	TORQUE CONVERTER MOUNT	74	7736-3063	1	SUCTION HOSE FITTING, (swivel nut)
29	8319-1032	8	HEX HD CAPSCREW, M12-1.75X35, GR8	75	7736-3062	1	SUCTION HOSE ELBOW, 90 DEGREES
30	7738-3377	2	SOLENOID RELAY	76	7736-3064	2	SUCTION HOSE CLAMP
31	8866-1121	1	MALE ELBOW, 90 DEGREES, 1X1 TUBE	77	8096-5007	1	LIMIT SWITCH ASSY
32	8871-1103	1	STREET ELBOW, 90 DEGREES, 1/2	78	8821-1511	2	SOCKET HD CAPSCREW, #10-32X3/4, GR8
33	7713-3458	1	HOSE ASSY	79	8866-2012	1	CONNECTOR, (includes item 80)
34		Ref	TORQUE CONVERTER ASSY, (see page UN3-45 for details)	80	8859-1211	1	O-RING
35	8866-2069	1	ELBOW, 45 DEGREES, (includes item 36)	81	8866-2089	2	ELBOW, 45 DEGREES, (includes item 36)
36	8859-1209	5	O-RING	82	8866-2110	1	ELBOW, 90 DEGREES, (swivel nut)
37		Ref	POWER STEERING PUMP, (see page UN8-6 for details)	83	7738-3760	1	CONVERTER TEMPERATURE SENDER
*38	8820-1035	2	HEX HD CAPSCREW, 3/8-16X1, GR5	84	8871-1385	1	REDUCING BUSHING, 1/2X1/8
*39	8866-2065	2	ELBOW, 90 DEGREES, (includes item 40)	85	7738-1396	1	BRACKET
40	8859-1205	2	O-RING	86	8822-1276	1	SOCKET SET SCREW, (flat point) 1/2-13X1/2
41	7736-3134	1	SPLIT FLANGE	*87	9103-3133	2	HEX NUT, M5
42	7736-3076	1	ADAPTER, 45 DEGREES				
43	8471-1333	4	FLANGE HALF				
44	8820-1036	8	HEX HD CAPSCREW, 3/8-16X1-1/4, GR5				
45	8855-1011	8	LOCKWASHER, 3/8				

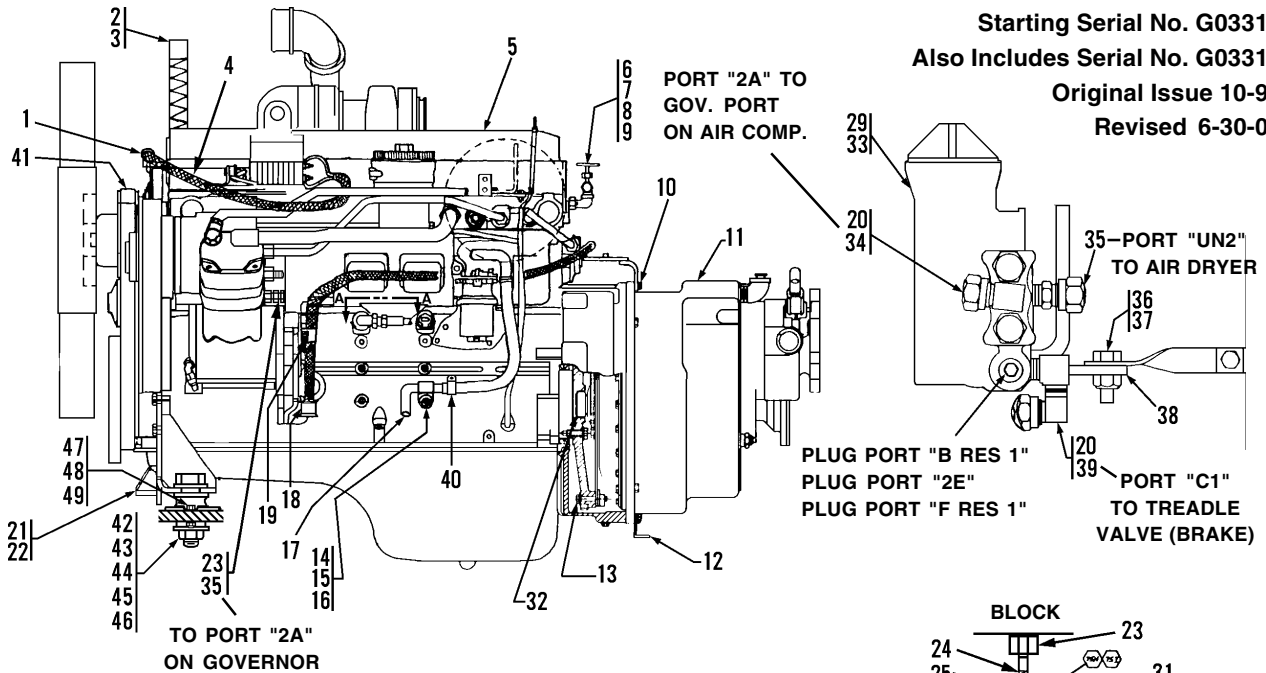
* - Changed part number on items 19, 20, 38 and 39; added item 87; changed illustration.



Item	Part No.	Qty.	Description Of Part
	7738-4839	1	ENGINE FILTER KIT, (includes one each of the following items)
	7738-4846	1	FUEL FILTER
	7738-4847	1	OIL FILTER
	8395-4112	1	AIR CLEANER ELEMENT
	8395-4113	1	AIR CLEANER SAFETY ELEMENT
	9020-1617	1	TRANSMISSION FILTER

Item	Part No.	Qty.	Description Of Part	Item	Part No.	Qty.	Description Of Part
	7738-5259	1	POWER UNIT ASSY, (includes all items on pages UP3-1 & UP3-2)	28	2460-1710	1	CLAMP
*1	7737-3062	1	CUMMINS ISB-190 ENGINE	29	7738-3564	1	FORMED TUBE
*2	2486-1170	2	CLAMP, 11/16	30	7737-3025	1	WIRING HARNESS
3	7738-3146	1	RADIATOR HOSE	31	8869-1302	1	STRAIGHT CONNECTOR
4	8507-1128	1	HOSE CLAMP	32	7738-6178	1	ENGINE MOUNT
5	7737-3029	1	GRID HEATER CABLE	33	8319-1004	4	HEX HD CAPSCREW, M12X1-3/4
6	8871-1386	1	REDUCING BUSHING, 3/4X1/2	*34	7737-3058	2	FITTING, M10
7	8871-1103	1	STREET ELBOW, 90 DEGREES, 1/2	*35	8688-1276	2	ELBOW, 90 DEGREES, 1/8X1/4
8	9108-3155	1	TRUCK VALVE	36	8452-1054	1	GOVERNOR
9	7738-3540	1	COOLANT RESTRICTOR	37	8820-1028	2	HEX HD CAPSCREW, 5/16-18X3, GR5
10	8319-1062	12	HEX SOCKET HD CAPSCREW, M10X15-40, (loctite & torque to 32-37 ft. lbs.)	*38	8688-1273	2	TUBE FITTING, 1/8X1/4
11	7738-3023	1	CONVERTER OIL PRESSURE SENDER	39	8820-1004	1	HEX HD CAPSCREW, 1/4-20X7/8, GR5
12	8874-3021	1	MALE ELBOW, 45 DEGREES, 1/8X1/4 TUBE	40	8852-1304	1	HEX LOCKNUT, 1/4-20
13	8874-3000	2	MALE ADAPTER, 1/8X1/4 TUBE	41	7738-1847	1	MOUNTING PLATE
14	8871-1210	2	PIPE COUPLER, 1/8	42	8698-3648	1	FITTING, 90 DEGREES, 1/8X1/8
15	8471-8130	2	HOSE	43	7738-3207	1	PRESSURE SWITCH
16	8871-1212	1	PIPE COUPLING, 3/8	44	9103-3246	1	OIL PRESSURE SENDER
17	8870-1052	1	NIPPLE, 3/8X1-1/2	45	8874-3041	1	MALE ELBOW, 90 DEGREES, 1/8X1/4 TUBE
18	2486-1170	2	CLAMP	46	8871-2071	1	TEE, 18
19	7738-6015	1	TRANSMISSION MOUNT	47	8871-1021	1	TEE, 1/4
20	8820-1109	4	HEX HD CAPSCREW, 3/4-10X1-1/2, GR5	48	8668-3193	1	CLAMP
21		Ref	TRANSMISSION ASSY, (see page UN3-4 for details)	49	7738-4840	1	FAN BELT
22	7738-5209	1	SPEEDOMETER SENDER	50	7738-3069	2	CENTER BOND MOUNT
23	7738-3329	1	SEAL WASHER	51	7738-1205	4	WASHER
24	8820-1538	8	HEX HD CAPSCREW, 3/8-24X2, GR5, (loctite & torque to 35-40 ft. lbs.)	52	8820-1104	2	HEX HD CAPSCREW, 5/8-11X3-3/4, GR5
25	7738-3415	1	PILOT BUSHING	53	8850-1010	2	HEX NUT, 5/8-11
26	8378-3042	1	HEX HD CAPSCREW, M12	54	8856-1008	2	FLAT WASHER, 5/8
27	8319-1010	1	WASHER, M12	55	8820-1036	4	HEX HD CAPSCREW, 3/8-16X1-1/4, GR5
				56	8852-1306	4	HEX LOCKNUT, 3/8-16
				57	1200-1234	4	FLAT WASHER

* - Revised illustration; changed part numbers on items 1, 2 & 34; changed quantity on items 35 & 38.

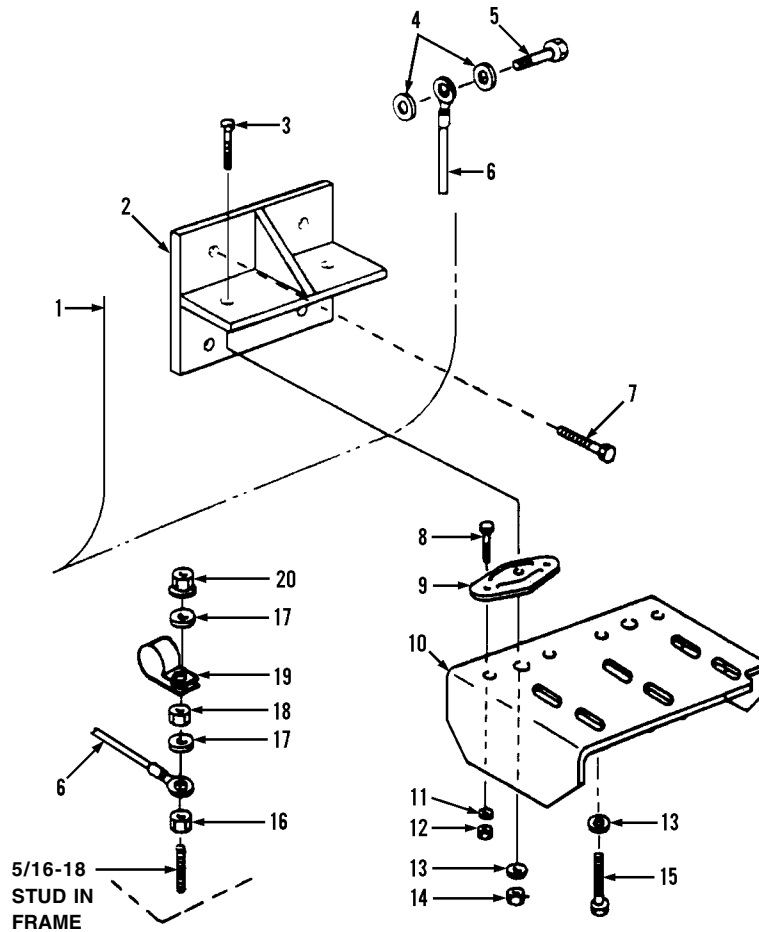


Item	Part No.	Qty.	Description Of Part
	7738-4839	1	ENGINE FILTER KIT, (includes one each of the following items)
	7738-4846	1	FUEL FILTER
	7738-4847	1	OIL FILTER
	8395-4112	1	AIR CLEANER ELEMENT
	8395-4113	1	AIR CLEANER SAFETY ELEMENT
	9020-1617	1	TRANSMISSION FILTER

Item	Part No.	Qty.	Description Of Part
	7738-5260	1	POWER UNIT ASSY, (includes all items on pages UP3-1 & UP3-2)
*1	2486-1170	2	SUPPORT CLAMP
2	7738-3146	1	RADIATOR HOSE
3	8507-1128	1	HOSE CLAMP
4	7737-3029	1	HEATER CABLE
*5	7737-3062	1	CUMMINS ENGINE
6	8871-1386	1	REDUCING BUSHING, 3/4X1/2
7	8871-1103	1	STREET ELBOW, 90 DEGREES, 1/2
8	9108-3155	1	HEATER VALVE
9	7738-3540	1	COOLANT RESTRICTOR
10	8319-1062	12	HEX SOCKET HD CAPSCREW, (loctite & torque to 32-37 ft. lbs.)
11		Ref	TORQUE CONVERTER ASSY, (see page UN3-45 for details)
12	7738-1396	1	BRACKET
13	8820-1538	8	HEX HD CAPSCREW, 3/8-24X2, GR5, (loctite & torque to 35-40 ft. lbs.)
14	8378-3042	1	HEX HD CAPSCREW, M12
15	8319-1010	1	LOCKWASHER, M12
16	2460-1710	1	CLAMP
17	7738-3564	1	FORMED TUBE
18	7737-3025	1	ENGINE HARNESS
19	2486-1170	1	CLAMP
*20	8688-1276	2	TUBE FITTING, 90 DEGREES, 1/8X1/4 TUBE
21	7738-6178	1	FRONT ENGINE MOUNT
22	8319-1004	4	HEX HD CAPSCREW, M12-1.75X30, GR8
*23	7737-3058	2	FITTING, M10X1/8

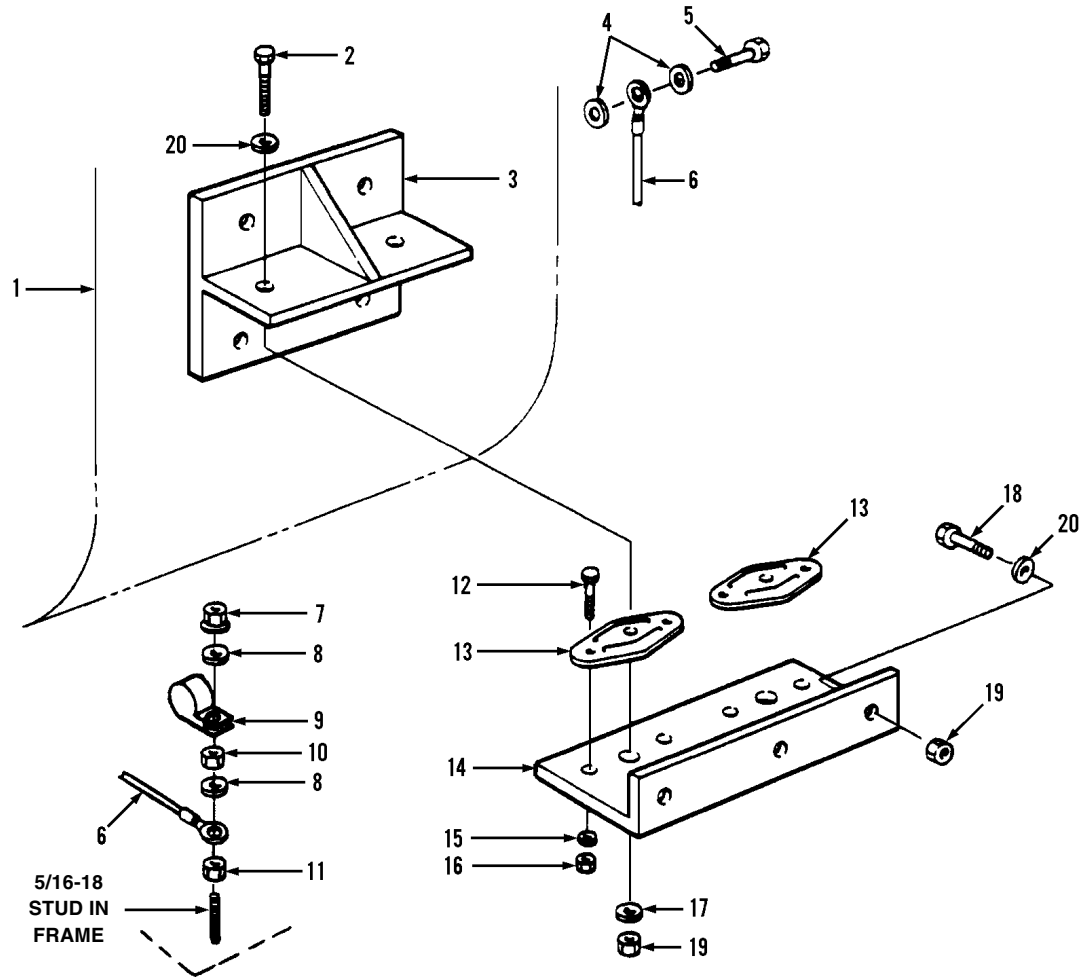
Item	Part No.	Qty.	Description Of Part
*24	8871-2107	1	PIPE NIPPLE, 1/8
25	8871-2071	1	STREET TEE, 1/8
26	8874-3041	1	MALE ELBOW, 90 DEGREES, 1/8X1/4 TUBE
27	9103-3246	1	OIL PRESSURE SENDER
28	8874-3000	1	MALE ADAPTER, 1/8X1/4 TUBE
29	8820-1028	2	HEX HD CAPSCREW, 5/16-18X3, GR5
30	8471-8130	1	HOSE ASSY
31	7738-3207	1	PRESSURE SWITCH
32	7738-3415	1	PILOT BUSHING
33	8452-1054	1	GOVERNOR
34	8869-1302	1	STRAIGHT CONNECTOR, 1/8
*35	8688-1273	2	TUBE FITTING, 1/8X1/4 TUBE
36	8820-1004	1	HEX HD CAPSCREW, 1/4-20X7/8, GR5
37	8852-1304	1	HEX LOCKNUT, 1/4-20
38	7738-1847	1	MOUNTING PLATE
39	8698-3648	1	TUBE FITTING, 90 DEGREES, 1/8X1/8 TUBE
40	8668-3193	1	CLAMP
41	7738-4840	1	FAN BELT
42	7738-3069	2	CENTER BOND MOUNT
43	7738-1205	4	WASHER
44	8820-1104	2	HEX HD CAPSCREW, 5/8-11X3-3/4, GR5
45	8850-1010	2	HEX NUT, 5/8-11
46	8855-1015	2	LOCKWASHER, 5/8
47	8820-1036	4	HEX HD CAPSCREW, 3/8-16X1-1/4, GR5
48	8852-1306	4	HEX LOCKNUT, 3/8-16
49	1200-1234	4	FLATWASHER

* - Changed part number on items 1, 5, 23 and 24; changed quantity on items 20 and 35; changed illustration.



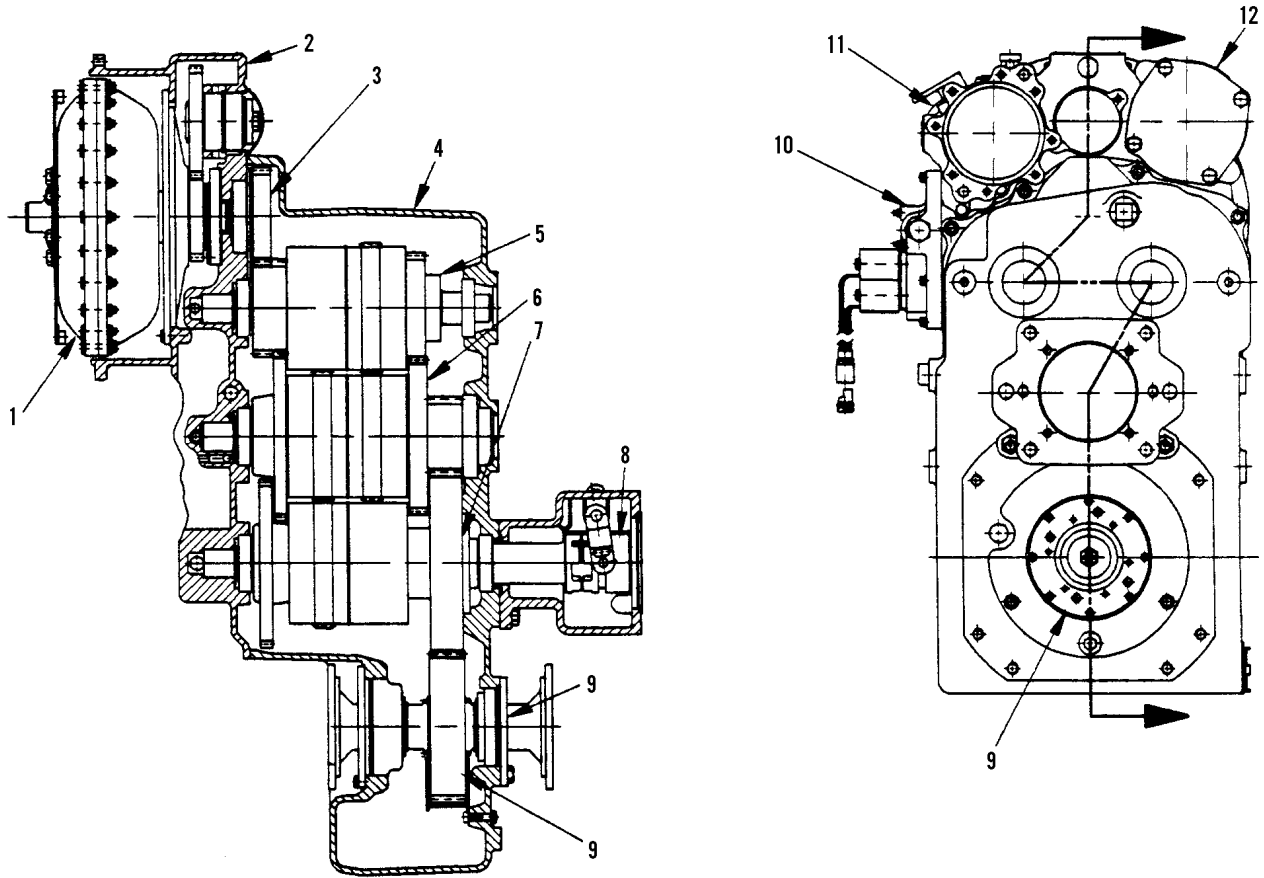
Item	Part No.	Qty.	Description Of Part
1	7738-3695	1	TRANSMISSION ASSY, (see page UN3-36 thru UN3-44 for details)
2	7738-6015	2	TRANSMISSION MOUNT
3	8820-1104	4	HEX HD CAPSCREW, 5/8-11X3-3/4, GR5
4	8856-1006	2	FLAT WASHER, 1/2
5	8820-1063	1	HEX HD CAPSCREW, 1/2-13X3/4
6	8687-1097	1	GROUND CABLE
7	8820-1109	8	HEX HD CAPSCREW, 3/4-10X1-1/2, GR5
8	8820-1036	8	HEX HD CAPSCREW, 3/8-16X1-1/4, GR5
9	7738-3069	4	CENTER BOND MOUNT

Item	Part No.	Qty.	Description Of Part
10	7738-6079	2	TRANSMISSION MOUNTING BRACKET
11	7738-1205	8	FLAT WASHER
12	8850-1006	8	HEX NUT, 3/8-16
13	8856-1008	16	FLAT WASHER, 5/8
14	8850-1010	4	HEX NUT, 3/8-16
15	8820-1101	12	HEX HD CAPSCREW, 5/8-11X3, GR5
16	8850-1105	1	HEAVY HEX JAM NUT, 5/16-18
17	8856-1108	2	FLAT WASHER, 5/16
18	8850-1005	1	HEX NUT, 5/16-18
19	8594-1017	1	SUPPORT CLAMP
20	7714-3006	1	WHIZ-LOK NUT, 5/16-18

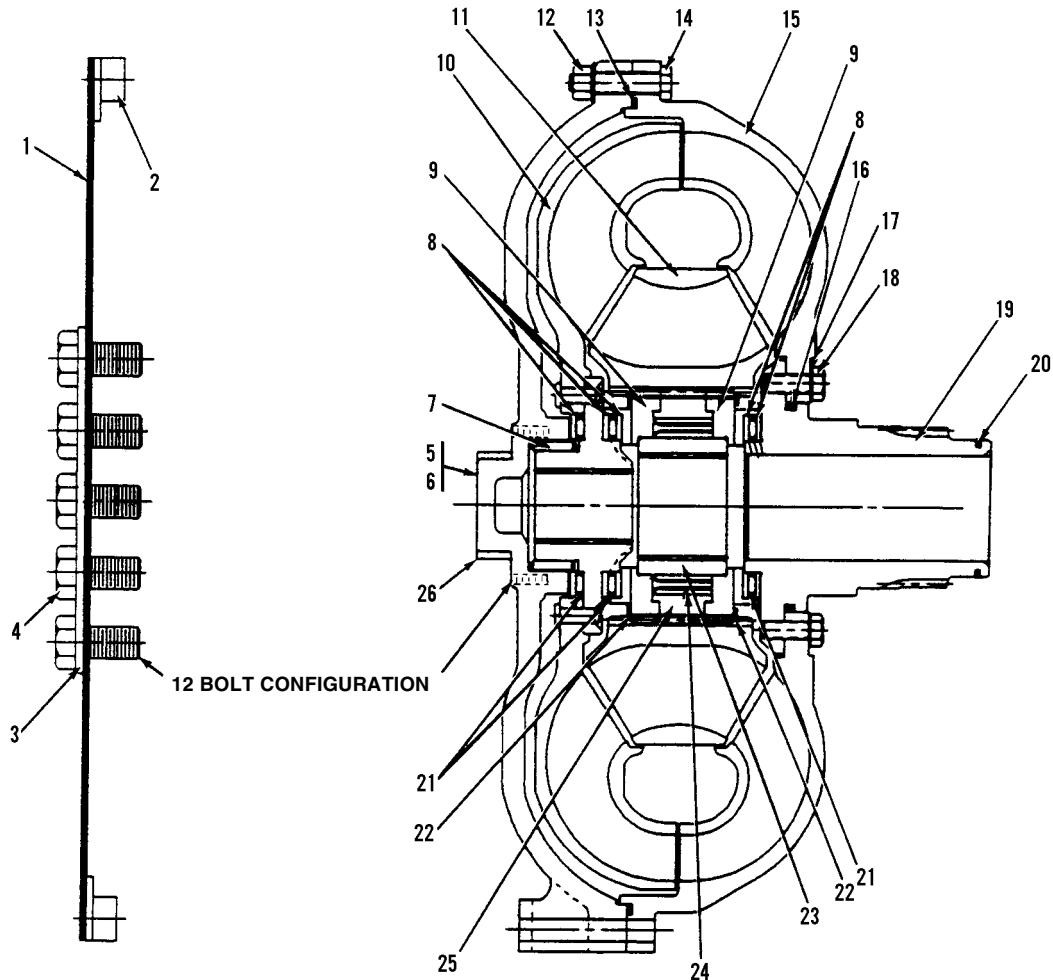


Item	Part No.	Qty.	Description Of Part
1	7738-3003	1	TRANSMISSION ASSY, (includes all items on pages UN3-5 thru UN3-16)
2	8820-1104	4	HEX HD CAPSCREW, 5/8-11X3-3/4, GR5
3	Ref		TRANSMISSION MOUNT, (see page UN3-1 & UN3-2 for details)
4	8856-1006	2	FLATWASHER, 1/2
5	8820-1063	1	HEX HD CAPSCREW, 1/2-13X3/4, GR5
6	8687-1097	1	GROUND CABLE
7	7714-3006	1	WHIZ-LOK NUT, 5/16-18
8	8856-1108	2	FLATWASHER, 5/16
9	8594-1017	1	SUPPORT CLAMP

Item	Part No.	Qty.	Description Of Part
10	8850-1005	1	HEX NUT, 5/16-18
11	8850-1105	1	HEAVY HEX JAM NUT, 5/16-18
12	8820-1036	8	HEX HD CAPSCREW, 3/8-16X1-1/4, GR5
13	7738-3069	4	CENTER BOND MOUNT
14	7738-6016	2	TANSISSION MOUNT WELDMENT
15	8855-1011	8	LOCKWASHER, 3/8
16	8850-1006	8	HEX NUT, 3/8-16
17	7738-1205	4	WASHER
18	8820-1097	10	HEX HD CAPSCREW, 5/8-11X2, GR5
19	8852-1210	14	HEX LOCKNUT, 5/8-11
20	8856-1008	14	FLAT WASHER, 5/8

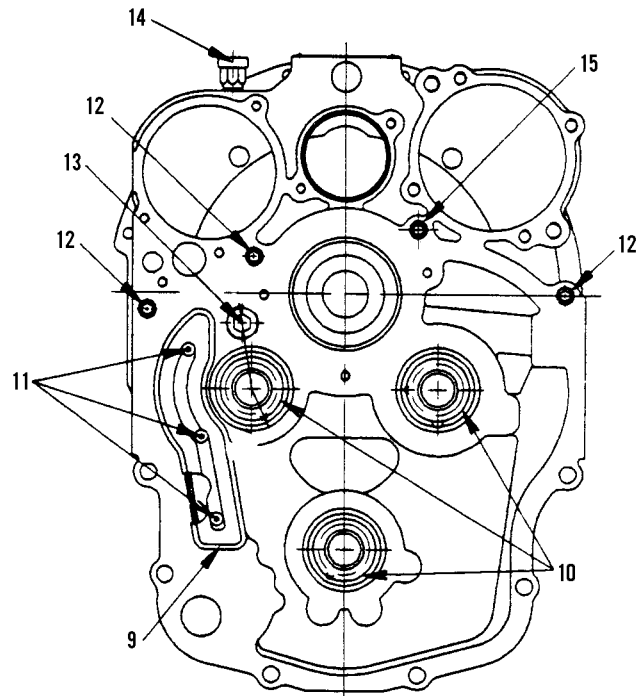
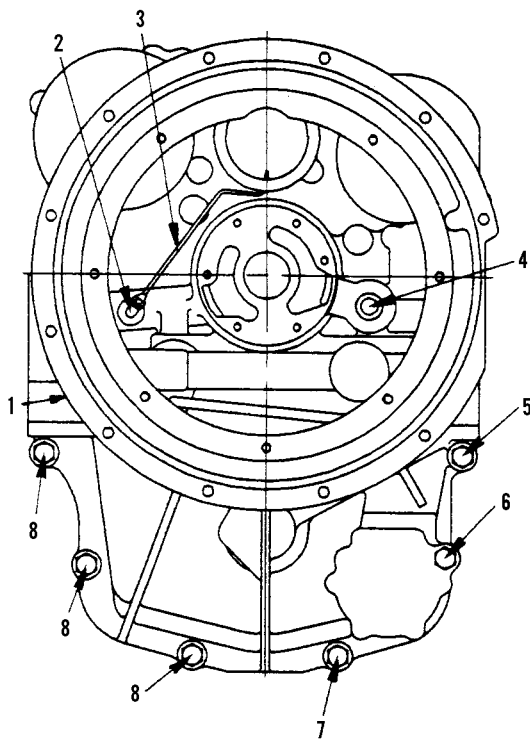


Item	Part No.	Qty.	Description Of Part
	7738-3003	1	TRANSMISSION & CONVERTER ASSY, (includes all items)
1	Ref		DRIVE PLATE & CONVERTER ASSY, (see page UN3-6 for details)
2	Ref		FRONT COVER ASSY, (see page UN3-7 & UN3-8 for details)
3	Ref		INPUT SHAFT ASSY, (see page UN3-9 for details)
4	Ref		TRANSMISSION CASE ASSY, (see page UN3-14 for details)
5	Ref		FIRST CLUTCH ASSY, (see page UN3-10 for details)
6	Ref		SECOND CLUTCH ASSY, (see page UN3-11 for details)
7	Ref		THIRD CLUTCH ASSY, (see page UN3-12 for details)
8	1		SHIFT COLLAR
9	Ref		OUTPUT SHAFT ASSY, (see page UN3-13 for details)
10	Ref		CONTROL VALVE ASSY, (see page UN3-16 for details)
11	Ref		CHARGE PUMP ASSY, (see page UN3-15 for details)
12	Ref		POWER STEERING PUMP ADAPTER ASSY, (see page UN3-15 for details)

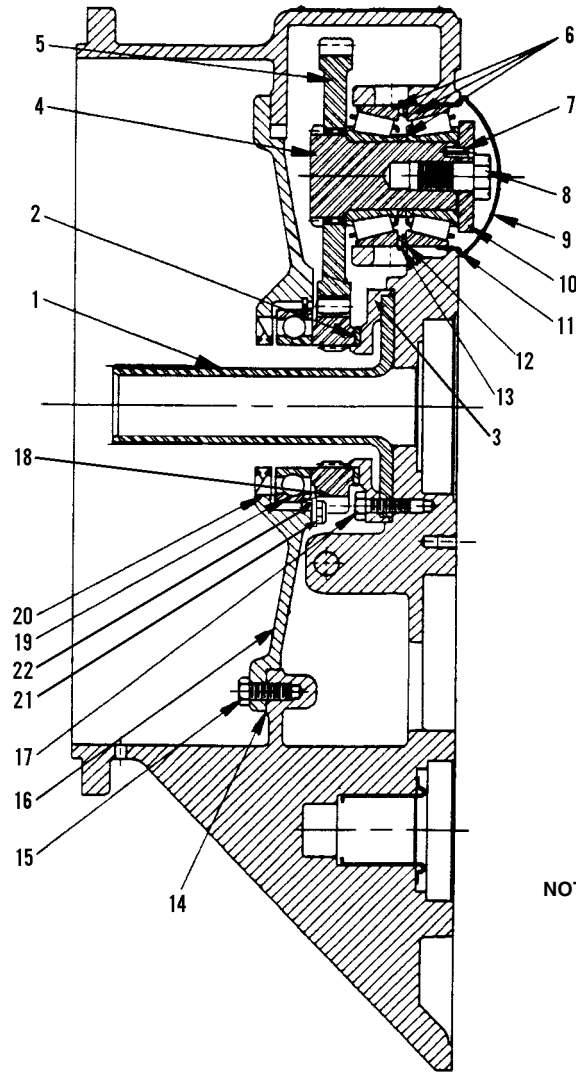


Item	Part No.	Qty.	Description Of Part
	7738-4491	1	DRIVE PLATE GROUP ASSY, (includes item 1 thru 4)
1	7738-4492	3	DRIVE PLATE
2	7738-4493	1	DRIVE PLATE ASSY
3	7738-4494	1	RING
4	7738-4101	12	HEX HD CAPSCREW
5	7738-4495	1	CONVERTER ASSY, (includes items 6 thru 25)
6	7738-4496	1	FRONT COVER
7	7738-4046	1	BEARING
8	7738-4497	5	THRUST WASHER
9	7738-4498	2	CLUTCH RETAINER
10	7738-4499	1	TURBINE ASSY
11	7738-4500	1	CONVERTER STATOR
12	7738-4580	24	HEX NUT

Item	Part No.	Qty.	Description Of Part
13	9020-1123	1	O-RING GASKET
14	7738-4581	24	HEX HD CAPSCREW
15	7738-4052	1	CONVERTER IMPELLER
16	9021-4001	1	O-RING
17	9020-1440	12	LOCK WASHER
18	7738-4054	12	HEX HD CAPSCREW
19	7738-4503	1	IMPELLER HUB
20	7738-4056	1	SEAL RING
21	9020-1459	3	NEEDLE THRUST BEARING
22	9020-4504	2	INTERNAL RETAINING RING
23	7738-4059	1	INNER CLUTCH RACE
24	9020-1446	1	SPRAG CLUTCH ASSY
25	9020-4505	1	OUTER CLUTCH RACE
26	7738-3415	1	PILOT BUSHING (1.815" LONG)

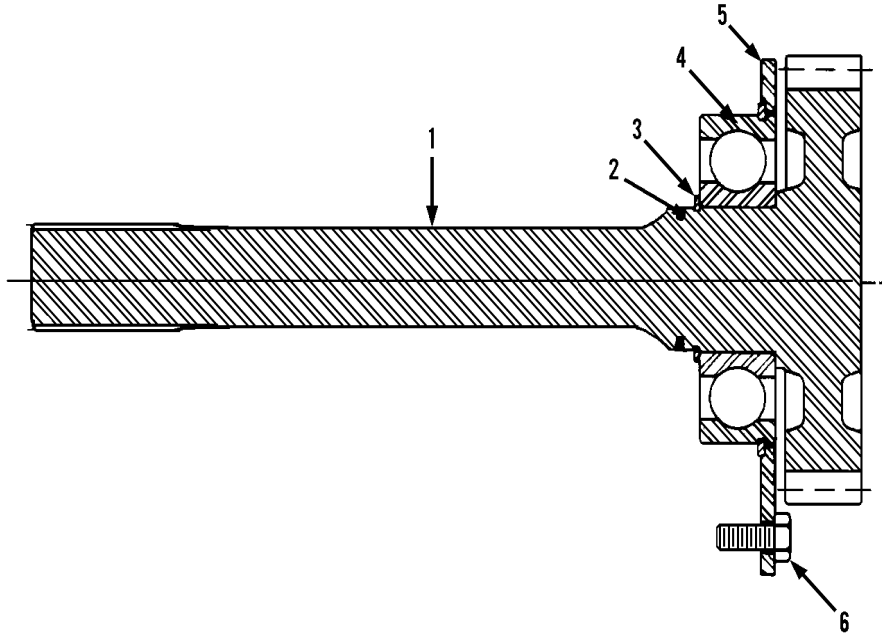


Item	Part No.	Qty.	Description Of Part
	7738-4062	1	FRONT COVER GROUP ASSY, (includes all items on pages UN3-7 & UN3-8)
1	7738-4063	1	FRONT COVER ASSY
2	7738-4064	1	MALE ELBOW
3	7738-4065	1	LUBE TUBE ASSY
4	7738-4066	1	RELIEF VALVE ASSY
5	7738-4067	1	HEX HD CAPSCREW
6	7738-4068	1	HEX HD CAPSCREW
7	7738-4069	1	HEX HD CAPSCREW
8	7738-4070	3	HEX HD CAPSCREW
9	7738-4583	1	OIL PASSAGE COVER
10	7738-4077	3	BORE SLEEVE
11	7738-4072	3	HEX HD CAPSCREW
12	7738-4073	3	HEX HD CAPSCREW
13	7738-4074	1	PIPE PLUG
14	7738-4584	1	BREATHER
15	7738-4076	1	HEX HD CAPSCREW

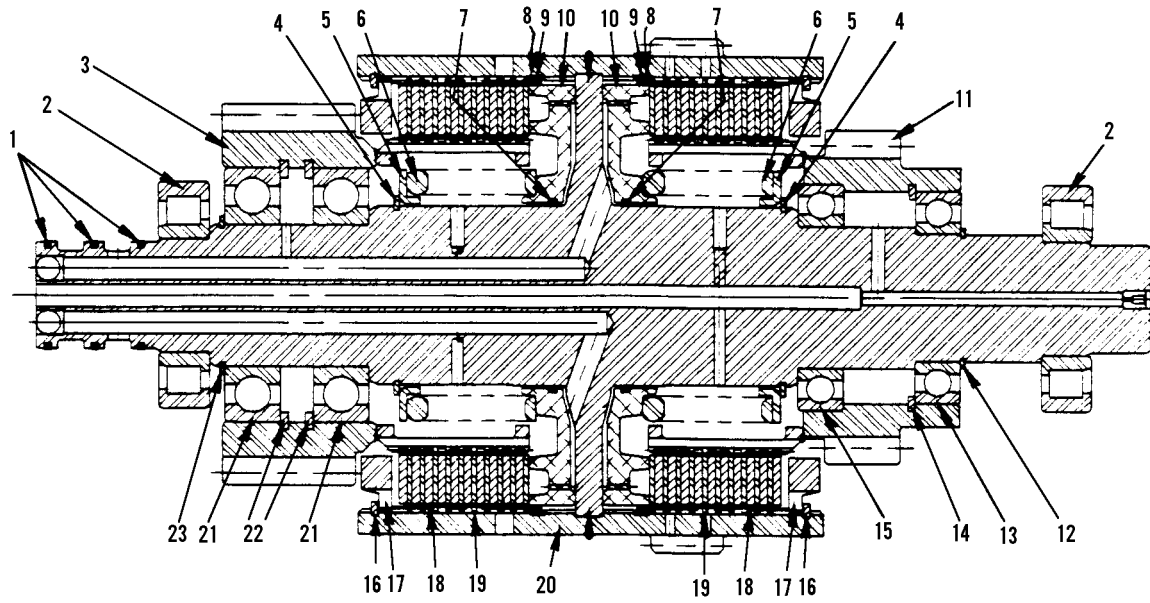


**NOTE: ITEM 19, 7738-4094 BEARING, IS
 REPLACED BY 7738-4771 KIT
 WHICH INCLUDES ITEMS
 16, 19, 21 & 22.**

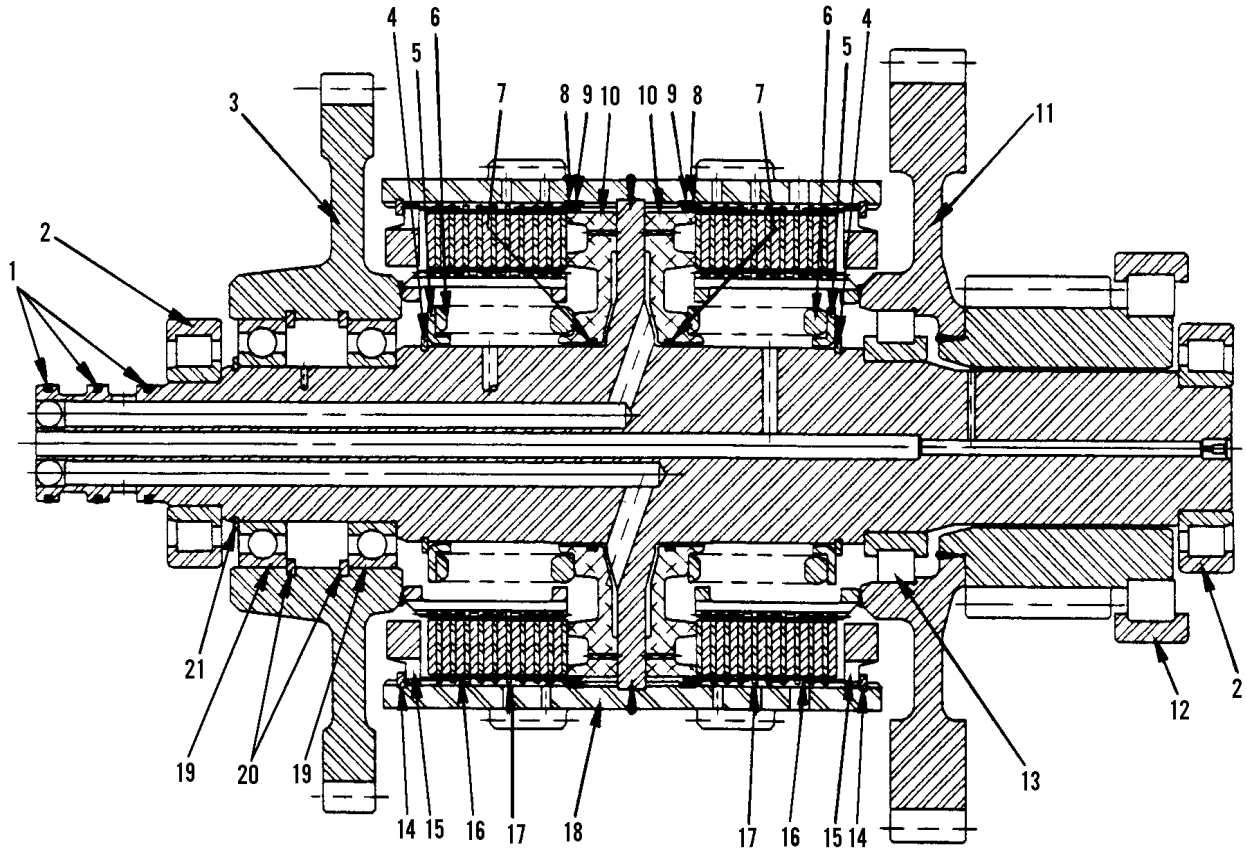
Item	Part No.	Qty.	Description Of Part	Item	Part No.	Qty.	Description Of Part
	7738-4771	1	SERVICE KIT, (includes items 16, 19, 21 & 22)	11	7738-4087	1	O-RING
1	7738-4582	1	STATOR SUPPORT TUBE	12	7738-4088	1	BEARING SPACER
2	7738-4079	1	THRUST WASHER	13	7738-4089	1	SNAP RING
3	9020-1080	1	COVER PLATE	14	7738-4385	3	PLASTIC STRIP GASKET
4	7738-4080	1	IDLER SHAFT	15	7738-4090	7	HEX HD CAPSCREW
5	7738-4081	1	IDLER GEAR	16	7738-4777	1	BEARING RETAINER
6	7738-4082	1	BEARING ASSY	17	7738-4092	6	HEX HD CAPSCREW
7	7738-4083	1	SPINDLE PIN	18	7738-4093	1	IMPELLER HUB GEAR
8	7738-4084	1	PLACE BOLT	19	7738-4778	1	BEARING
9	7738-4085	1	COVER	20	7738-4095	1	OIL SEAL
10	7738-4086	1	WASHER	21	7738-4775	4	HEX HD CAPSCREW
				22	7738-4776	4	BEARING CLIP



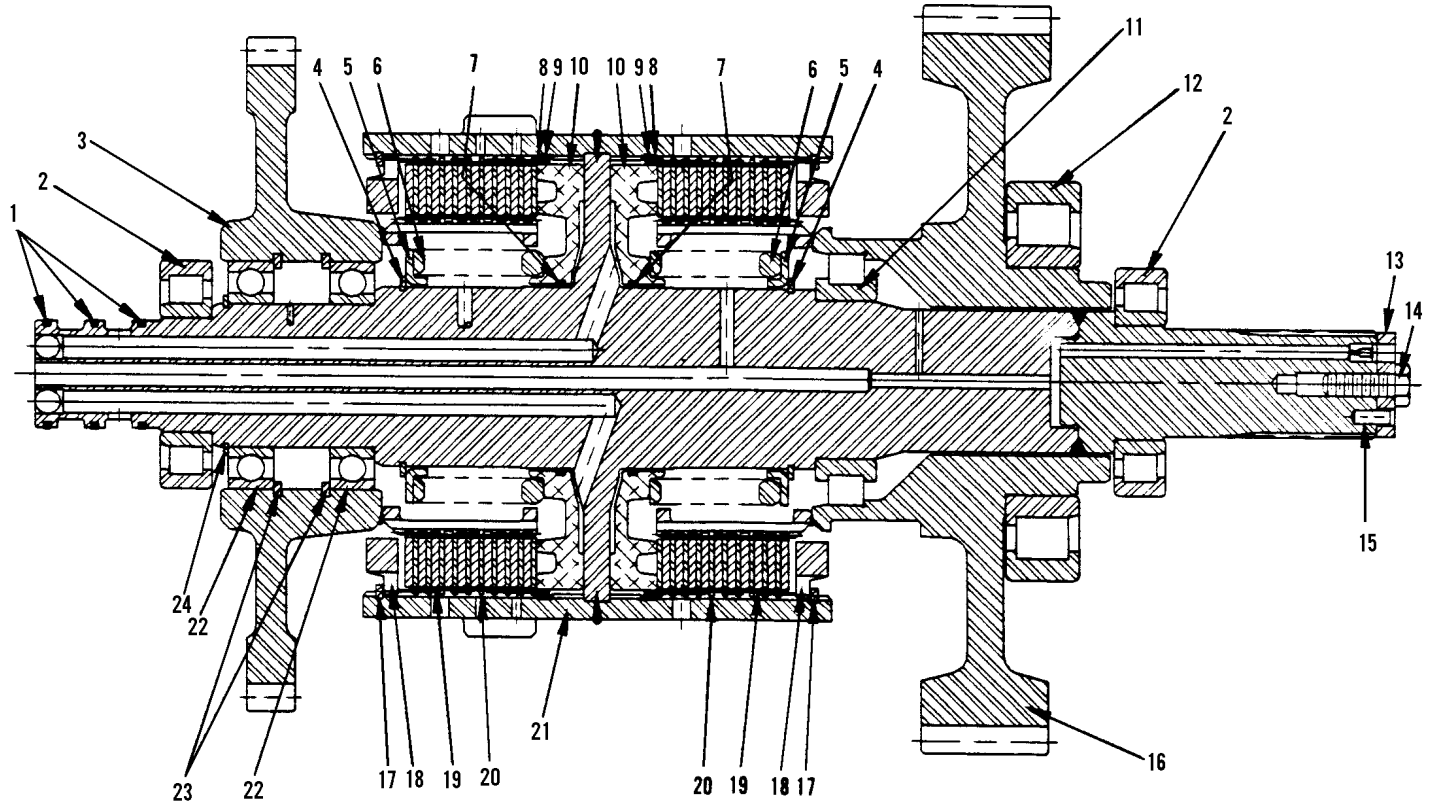
Item	Part No.	Qty.	Description Of Part
	7738-4096	1	INPUT SHAFT GROUP ASSY, (includes all items)
1	7738-4097	1	INPUT SHAFT
2	9020-1423	1	SEAL RING
3	7738-4098	1	EXTERNAL SNAP RING
4	7738-4099	1	BALL BEARING
5	7738-4100	1	BEARING RETAINER
6	7738-4101	3	HEX HD CAPSCREW



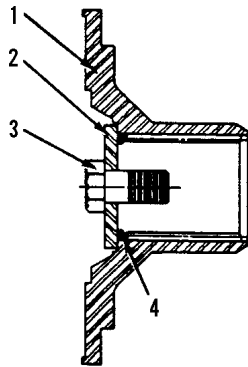
Item	Part No.	Qty.	Description Of Part
	7738-4764	1	FIRST CLUTCH ASSY, (includes all items)
1	7738-4571	3	SEAL RING
2	9020-1496	2	BEARING
3	7738-4104	1	FIRST GEAR ASSY
4	7738-4105	2	RETAINING RING
5	7738-4106	2	SPRING RETAINER
6	7738-4107	2	CLUTCH RETURN SPRING
7	7738-4108	2	O-RING
8	7738-4109	2	BACK-UP RING
9	7738-4110	2	LIP SEAL RING
10	7738-4111	2	CLUTCH PISTON
11	7738-4112	1	FIRST GEAR ASSY
12	7738-4113	1	EXTERNAL SNAP RING
13	7738-4409	1	BEARING
14	7738-4114	1	SNAP RING
15	7738-4572	1	BEARING
16	7738-4116	2	SNAP RING
17	7738-4767	2	CLUTCH PLATE RETAINER
18	7738-4118	20	CLUTCH PLATE
19	7738-4766	20	CLUTCH SEPARATOR PLATE
20	7738-4765	1	FIRST CLUTCH SHAFT ASSY
21	7738-4120	2	BEARING
22	7738-4121	2	SNAP RING
23	7738-4122	1	SNAP RING



Item	Part No.	Qty.	Description Of Part	Item	Part No.	Qty.	Description Of Part
	7738-4123	1	SECOND CLUTCH ASSY, (includes all items)	11	7738-4125	1	SECOND GEAR ASSY
1	7738-4571	3	SEAL RING	12	7738-4576	1	ROLLER BEARING
2	9020-1496	2	BEARING	13	7738-4127	1	BEARING
3	7738-4124	1	SECOND GEAR ASSY	14	7738-4116	2	SNAP RING
4	7738-4105	2	RETAINING RING	15	7738-4573	2	CLUTCH PLATE RETAINER
5	7738-4106	2	SPRING RETAINER	16	7738-4118	20	CLUTCH PLATE
6	7738-4107	2	CLUTCH RETURN SPRING	17	9020-1179	20	CLUTCH SEPARATOR PLATE
7	7738-4108	2	O-RING	18	7738-4128	1	SECOND CLUTCH SHAFT ASSY
8	7738-4109	2	BACK UP RING	19	7738-4115	2	BEARING
9	7738-4110	2	LIP SEAL RING	20	7738-4129	2	SNAP RING
10	7738-4111	2	CLUTCH PISTON	21	7738-4122	1	SNAP RING

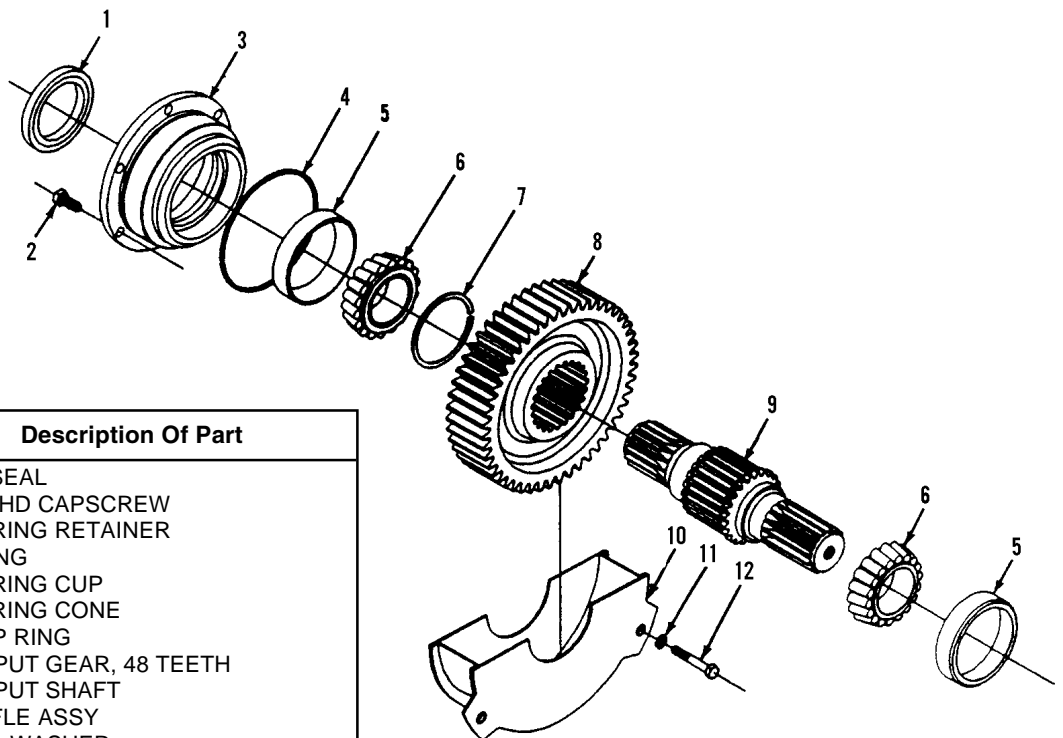
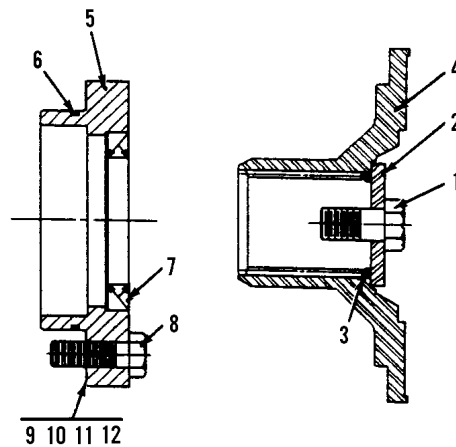


Item	Part No.	Qty.	Description Of Part	Item	Part No.	Qty.	Description Of Part
	7738-4130	1	THIRD CLUTCH ASSY, (includes all items)	12	7738-4132	1	BEARING
1	7738-4571	3	SEAL RING	13	7738-4133	1	WASHER
2	9020-1496	2	BEARING	14	7738-4092	1	HEX HD CAPSCREW
3	7738-4131	1	THIRD GEAR ASSY	15	7738-4134	1	ROLL PIN
4	7738-4105	2	RETAINING RING	16	7738-4135	1	THIRD GEAR ASSY
5	7738-4106	2	SPRING RETAINER	17	7738-4116	2	SNAP RING
6	7738-4107	2	CLUTCH RETURN SPRING	18	7738-4573	2	CLUTCH PLATE RETAINER
7	7738-4108	2	O-RING	19	7738-4118	20	CLUTCH PLATE
8	7738-4109	2	BACK-UP RING	20	9020-1179	20	CLUTCH SEPARATOR PLATE
9	7738-4110	2	LIP SEAL RING	21	7738-4136	1	THIRD STAGE SHAFT ASSY
10	7738-4111	2	CLUTCH PISTON	22	7738-4115	2	BEARING
11	7738-4127	1	BEARING	23	7738-4129	2	SNAP RING
				24	7738-4122	1	SNAP RING

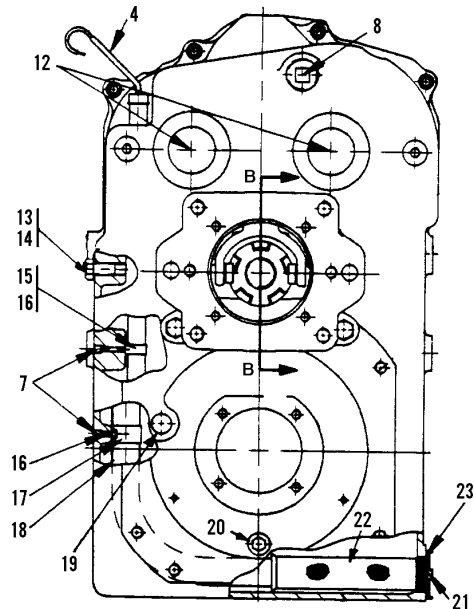
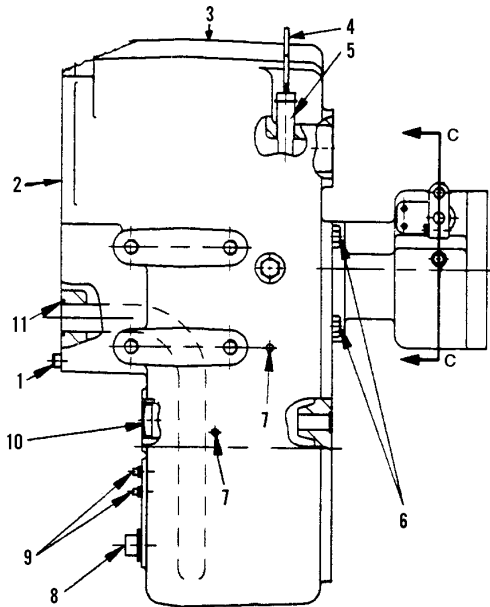


Item	Part No.	Qty.	Description Of Part
1	7738-4139	1	COMPANION FLANGE
2	7738-4137	1	YOKE WASHER
3	7738-4569	1	HEX HD CAPSCREW
4	7738-4138	1	O-RING

Item	Part No.	Qty.	Description Of Part
	7738-4568	1	COMPANION FLANGE GROUP ASSY, (includes items 1 thru 4)
1	7738-4569	1	HEX HD CAPSCREW
2	7738-4137	1	YOKE WASHER
3	7738-4138	1	O-RING
4	7738-4150	1	COMPANION FLANGE
5	7738-4149	1	BEARING RETAINER
6	7738-4148	1	O-RING
7	9040-1487	1	OIL SEAL
8	7738-4070	4	HEX HD CAPSCREW
9	7738-4153	1	SHIM PACK, (includes items 10 thru 12)
10	7738-4154	3	SHIM, (.020 THICK)
11	7738-4155	3	SHIM, (.005 THICK)
12	7738-4156	4	SHIM, (.007 THICK)

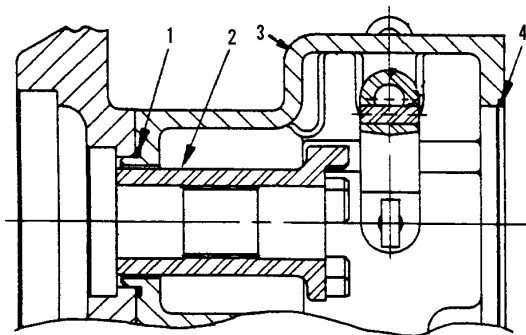


Item	Part No.	Qty.	Description Of Part
1	9040-1487	1	OIL SEAL
2	7738-4090	6	HEX HD CAPSCREW
3	7738-4141	1	BEARING RETAINER
4	7738-4142	1	O-RING
5	7738-4143	2	BEARING CUP
6	7738-4144	2	BEARING CONE
7	7738-4147	1	SNAP RING
8	7738-4146	1	OUTPUT GEAR, 48 TEETH
9	7738-4145	1	OUTPUT SHAFT
10	7738-4152	1	BAFFLE ASSY
11	7738-4032	2	SEAL WASHER
12	7738-4151	2	HEX HD CAPSCREW

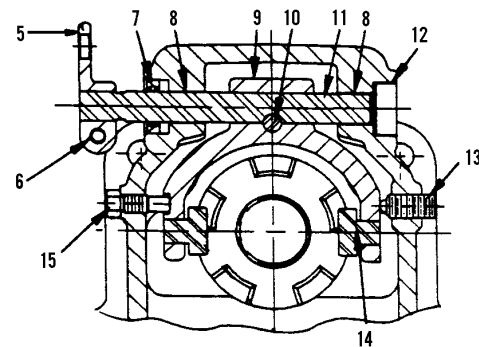


Item	Part No.	Qty.	Description Of Part
1	7738-4171	2	LOCATING BUSHING
2	7738-4574	1	GASKET
3	7738-4173	1	MAIN CASE
4	7738-4174	1	DIPSTICK
5	7738-4175	1	DIPSTICK TUBE
6	7738-4176	4	HEX HD CAPSCREW
7	9020-1239	2	BALL
8	7738-4177	2	PIPE PLUG
9	8697-4053	2	PIPE PLUG
10	7738-4179	1	EXPANSION PLUG
11	7738-4180	1	O-RING
12	7738-4181	2	EXPANSION PLUG
13	7738-4182	1	HEX HD CAPSCREW

Item	Part No.	Qty.	Description Of Part
14	7738-4183	1	LOCKWASHER
15	7738-4184	1	DIPSTICK CLAMP
16	7738-4185	2	HEX HD CAPSCREW
17	7738-4186	1	TUBE CLAMP
18	7738-4187	1	SUCTION TUBE
19	7738-4188	1	EXPANSION PLUG
20	7738-4189	1	PIPE PLUG
21	7738-4190	1	SUCTION SCREEN GROUP, (includes item 22 & 23)
22	7738-4191	1	SUCTION SCREEN
23	7738-4192	1	GASKET



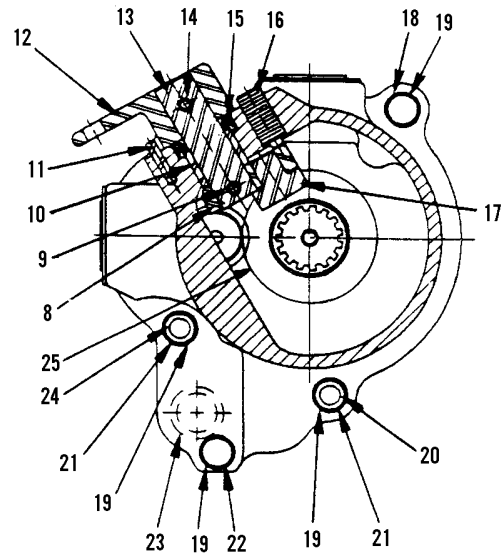
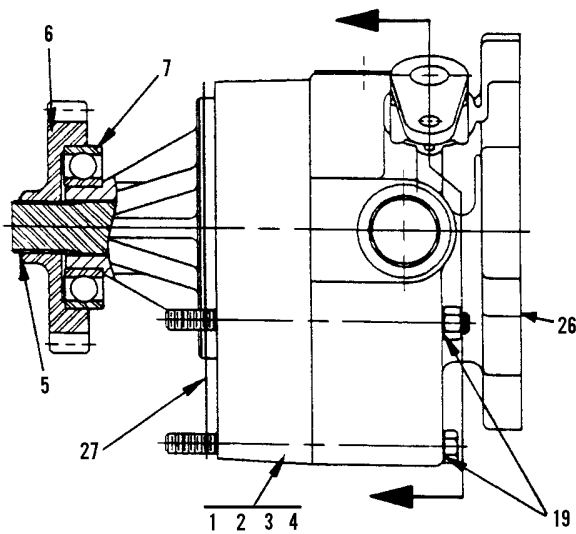
SECTION B-B



SECTION C-C

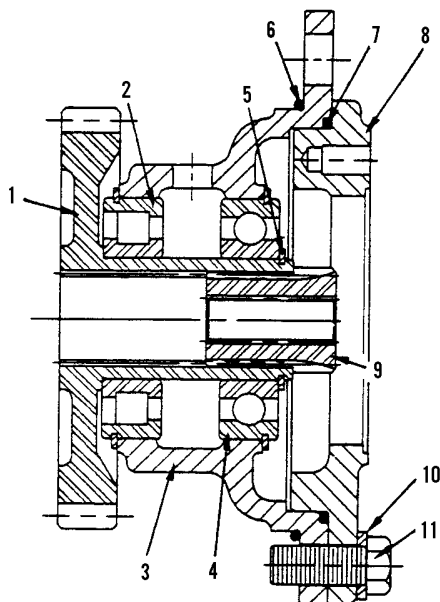
Item	Part No.	Qty.	Description Of Part
1	7738-4157	1	O-RING
2	7738-4158	1	SHAFT ADAPTER
3	7738-4159	1	INPUT HOUSING
4	7738-4160	1	O-RING
5	7738-4161	1	SHIFTER ARM
6	Ref		HEX HD CAPSCREW, (see page UN3-19 for details)
7	9020-1236	1	OIL SEAL

Item	Part No.	Qty.	Description Of Part
8	7738-4162	2	BUSHING
9	7738-4163	1	SHIFT FORK
10	7738-4164	1	DOWEL PIN
11	7738-4165	1	SHIFTER SHAFT
12	7738-4166	1	CUP PLUG
13	7738-4167	1	SPRING PLUNGER
14	7738-4168	2	DISCONNECT FORK
15	7738-4575	1	FORK STOP BOLT

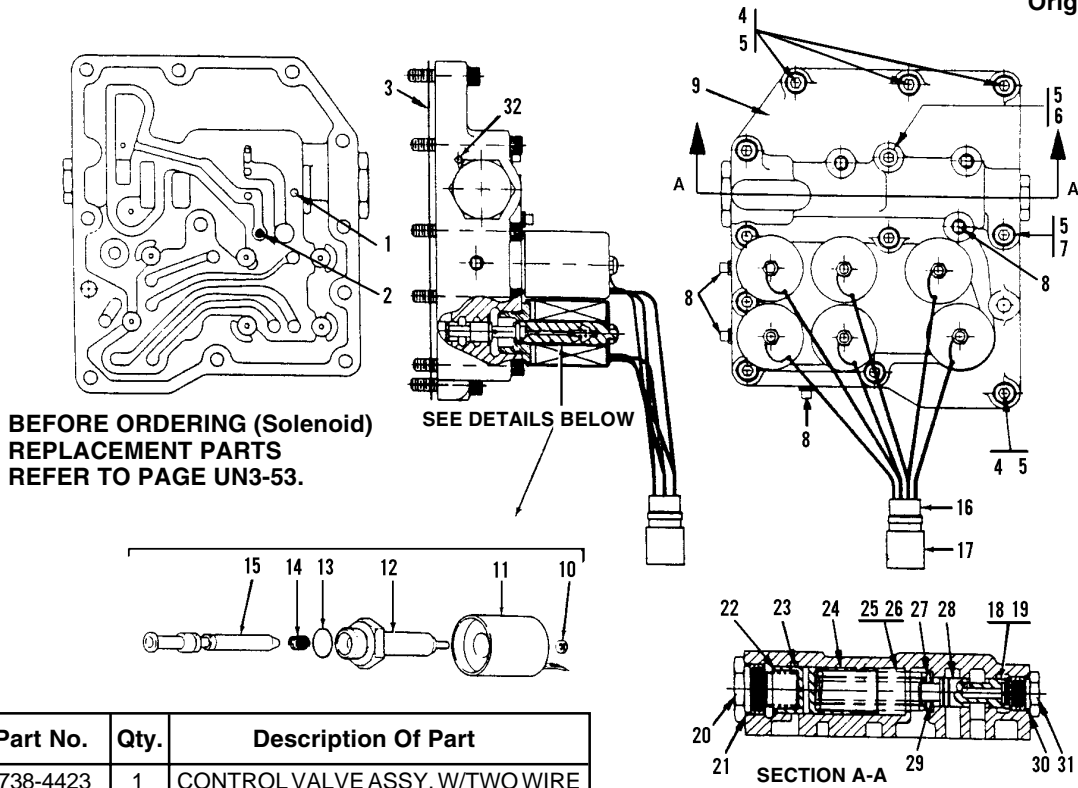


Item	Part No.	Qty.	Description Of Part
1	7738-4193	1	CHARGE PUMP ASSY, (includes items 1 thru 16)
	7738-4194	1	CHARGE PUMP ASSY, (includes items 2, 3, 4)
2	7738-4526	1	DRIVE GEAR & SHAFT SET
3	7738-4527	1	O-RING
4	7738-4528	1	RETAINER RING
5	7738-4195	1	SNAP RING
6	7738-4196	1	GEAR
7	7738-4197	1	BEARING
8	7738-4198	1	DETENT SHIFT BLOCK
9	7768-4199	1	ROLL PIN
10	7738-4200	1	BEARING

Item	Part No.	Qty.	Description Of Part
11	7738-4201	1	ROLL PIN
12	7738-4202	1	SHIFT ARM
13	7738-4203	1	DISCONNECT SHAFT
14	7738-4204	1	ROLL PIN
15	7738-4206	1	OIL SEAL
16	8822-1276	1	SOCKET SET SCREW, (FLAT POINT) 1/2-13X1/2
17	7738-4168	1	DISCONNECT FORK
18	7738-4205	1	HEX HD CAPSCREW
19	7738-4207	4	STAR WASHER
20	7738-4208	1	STUD
21	7738-4209	2	HEX NUT
22	7738-4210	1	HEX HD CAPSCREW
23	7738-4211	1	O-RING
24	7738-4212	1	STUD
25	7738-4213	1	DISCONNECT SLEEVE
26	9020-1159	1	O-RING
27	7738-4579	1	GASKET



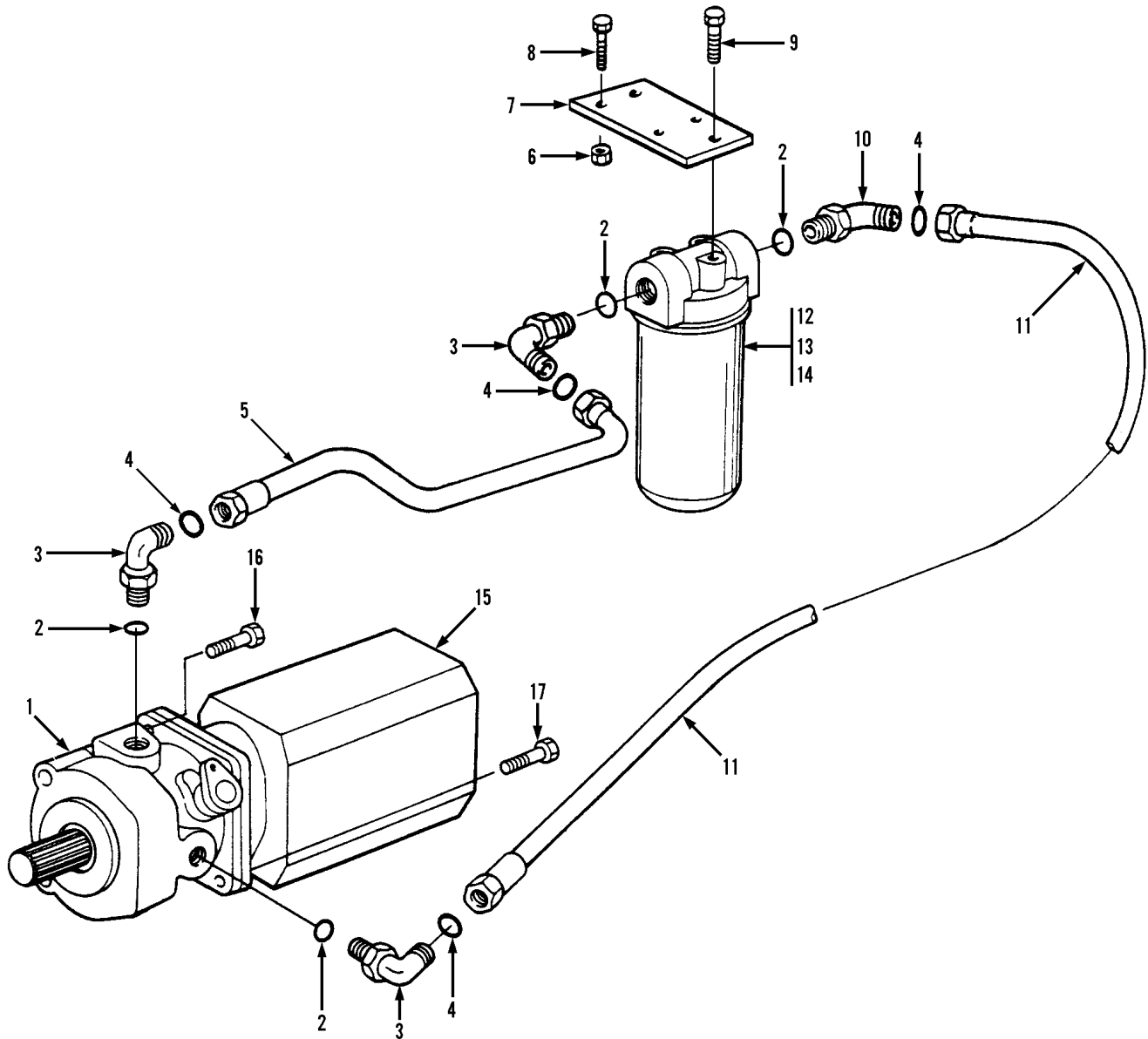
Item	Part No.	Qty.	Description Of Part
	7738-4374	1	PUMP ADAPTER GROUP, (includes all items)
	7738-4375	1	ADAPTER ASSY, (includes items 1 thru 5)
1	7738-4376	1	AUXILIARY PUMP GEAR
2	7738-4377	1	ROLLER BEARING
3	7738-4378	1	PUMP ADAPTER
4	9020-1157	1	BALL BEARING
5	7738-4380	1	SNAP RING
6	9020-1160	1	O-RING
7	7738-4160	1	O-RING
8	7738-4381	1	PLATE ADAPTER
9	7738-4382	1	ADAPTER SLEEVE
10	8697-4063	4	LOCK WASHER
11	7738-4070	4	HEX HD CAPSCREW



**BEFORE ORDERING (Solenoid)
 REPLACEMENT PARTS
 REFER TO PAGE UN3-53.**

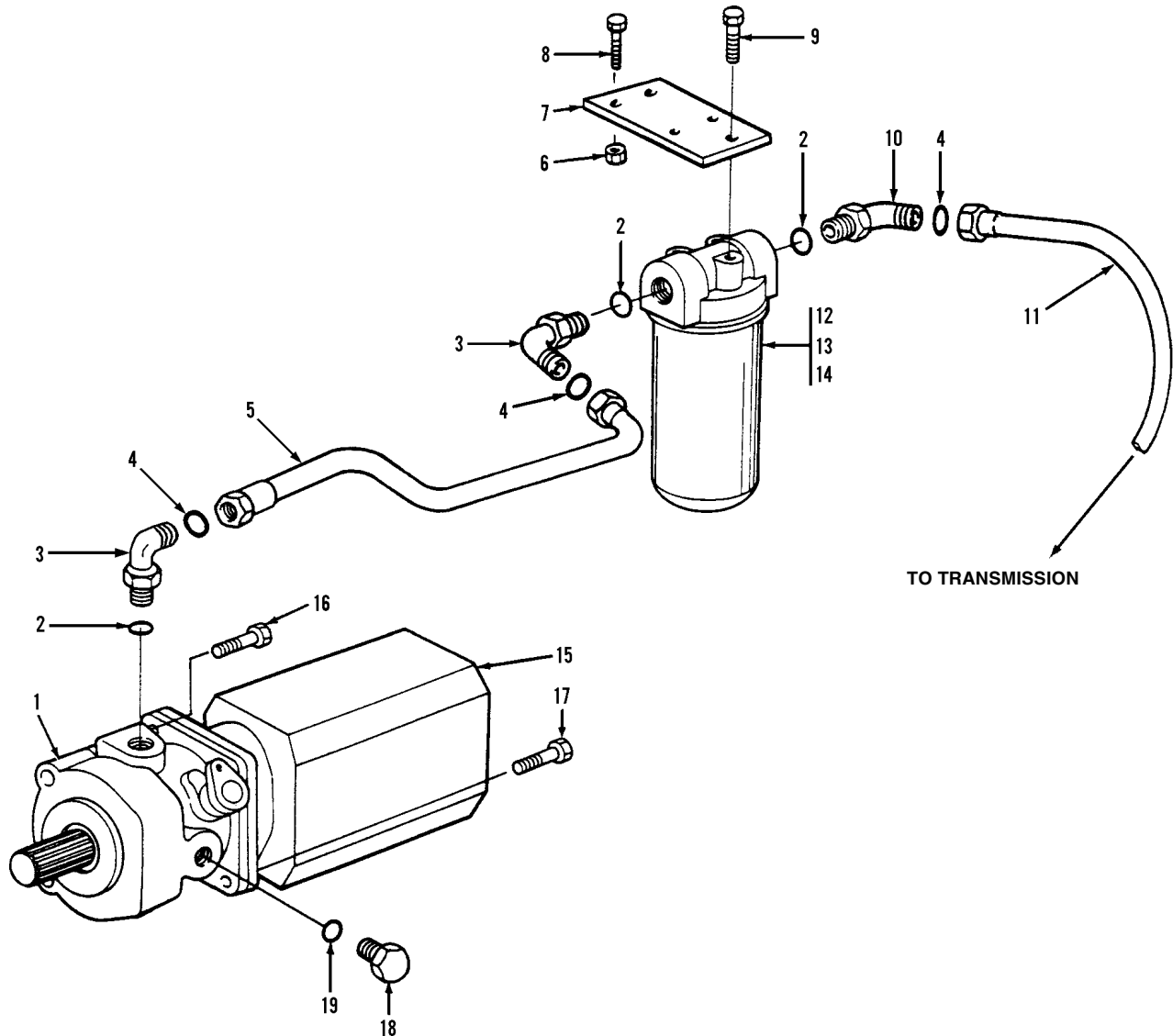
Item	Part No.	Qty.	Description Of Part
	7738-4423	1	CONTROL VALVE ASSY, W/TWO WIRE COIL, 1/4-20 THREADED STOP NUT, 1/4-20 THREADED CORE AND COIL & PIN WITH 0.28 DIAMETER HOLE. (includes all items except where noted)
	7738-4551	1	CONTROL VALVE ASSY, W/TWO WIRE COIL, 7/16-20 THREADED STOP NUT, 7/16-20 THREADED CORE AND COIL & PIN WITH 0.47 DIAMETER HOLE. (includes all items except where noted)
	7738-4552	1	SOLENOID KIT, (USE WITH 7738-4551 CONTROL VALVE), (includes items 10 thru 15)
1	7738-4214	1	DOWEL PIN
2	7738-4215	1	ORIFICE PLUG
3	7738-4216	1	GASKET
4	7738-4312	4	SOCKET HD CAPSCREW
5	7738-4218	12	FLAT WASHER
6	7738-4410	1	SOCKET HD CAPSCREW
7	7738-4313	7	SOCKET HD CAPSCREW
8	7738-4222	6	PIPE PLUG, (USE WITH 7738-4423 CONTROL VALVE)
	7738-4553	6	PIPE PLUG, (USE WITH 7738-4551 CONTROL VALVE)
9	7738-4220	1	BODY
10		6	STOP NUT
11	7738-3600	6	COIL & PIN ASSY, (2 WIRE COIL WITH 0.47 DIAMETER HOLE), (SEE NOTE)
12		6	CORE ASSY
13		6	O-RING
14		6	SOLENOID SPRING
15		6	SOLENOID PLUNGER ASSY
16	7738-4229	1	PLUG
17	7738-4557	1	CONNECTOR KIT

Item	Part No.	Qty.	Description Of Part
18	7738-4558	1	ORIFICE PLATE, (USE WITH 7738-4551 CONTROL VALVE ONLY)
19	7738-4559	1	SNAP RING, (USE WITH 7738-4551 CONTROL VALVE ONLY)
20	7738-4245	1	DUMP VALVE PLUG
21	7738-4246	1	O-RING
22	7738-4244	1	DUMP VALVE SPRING
23	9020-1223	1	DUMP VALVE
24	7738-4243	1	ACCUMULATOR PISTON
25	7738-4314	1	REGULATOR SPRING, OUTER
26	7738-4315	1	REGULATOR SPRING, INNER
27	7738-4241	1	WASHER
28	7738-4239	1	SPOOL ASSY, (USE WITH 7738-4423 CONTROL VALVE)
	7738-4560	1	SPOOL ASSY, (USE WITH 7738-4551 CONTROL VALVE)
29	7738-4240	1	SPRING SHIM
30	9020-1230	1	O-RING
31	7738-4238	1	PLUG
32	7738-4561	1	BALL
			NOTE: USE P/N 7738-3565 TWO WIRE COIL & PIN WITH 0.28 DIAMETER HOLE, TO SERVICE COILS ON CONTROL VALVE ASSEMBLY P/N 7738-4423.
			NOTE: ONLY ITEMS WITH PART NUMBERS ARE AVAILABLE FOR SERVICE.



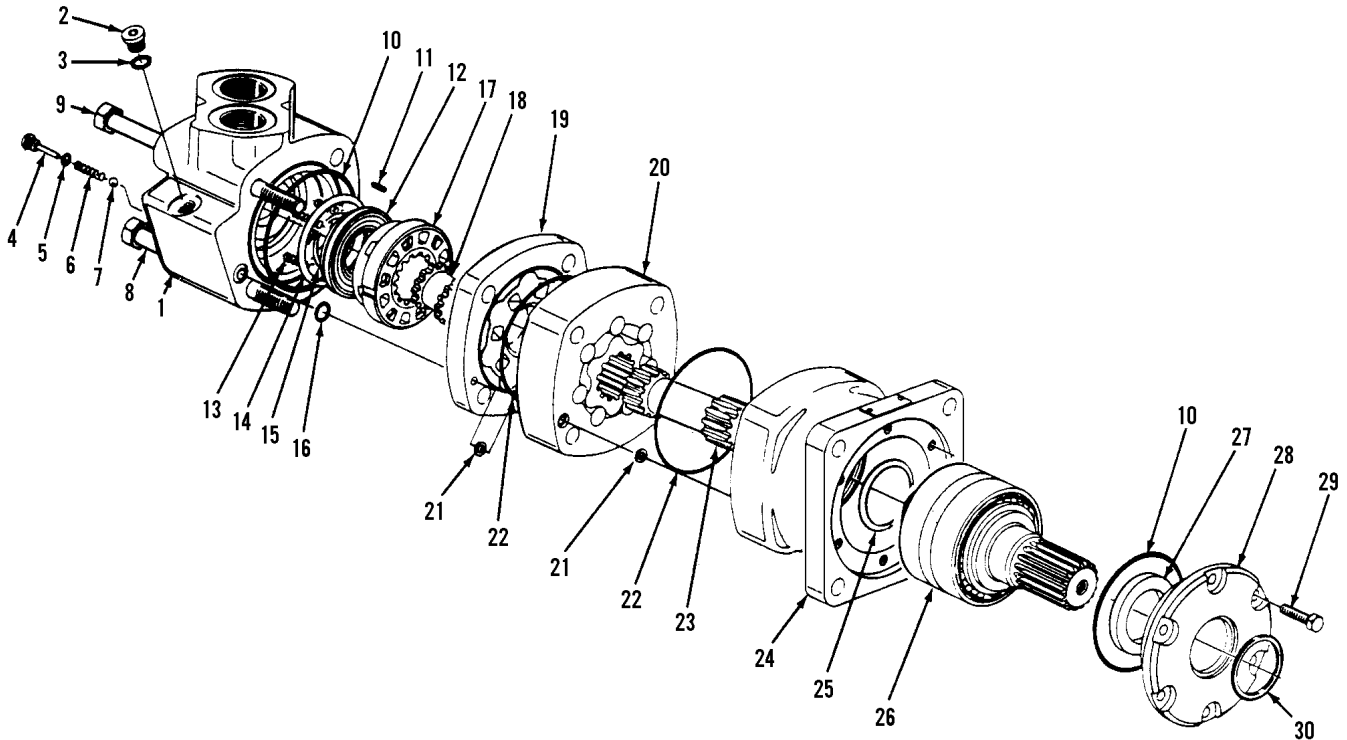
Item	Part No.	Qty.	Description Of Part
1		Ref	CHARGE PUMP ASSY, (see page UN3-15 for details)
2	8859-1209	4	O-RING
3	8866-2333	3	ELBOW, 90 DEGREES, (includes item 2)
4	8859-1509	4	O-RING
5	8471-7402	1	HOSE ASSY
6	8850-1006	2	HEX NUT, 3/8-16
7	7738-1319	1	MOUNTING BRACKET
8	8820-1036	2	HEX HD CAPSCREW, 3/8-16X1-1/4, GR5
9	8820-1018	3	HEX HD CAPSCREW, 5/16-18X3/4, GR5

Item	Part No.	Qty.	Description Of Part
10	8866-2422	1	ELBOW, 45 DEGREES, (includes item 2)
11	8471-7405	1	HOSE ASSY
12	7738-3156	1	FILTER ASSY, (includes items 13 & 14)
13	7738-3309	1	FILTER BASE
14	9020-1617	1	FILTER ELEMENT
15		Ref	MAIN HYDRAULIC PUMP ASSY, (see page UN3-21 for details)
16	8820-1067	2	HEX HD CAPSCREW, 1/2-13X1-1/2, GR5
17	8820-1066	2	HEX HD CAPSCREW, 1/2-13X1-1/4, GR5

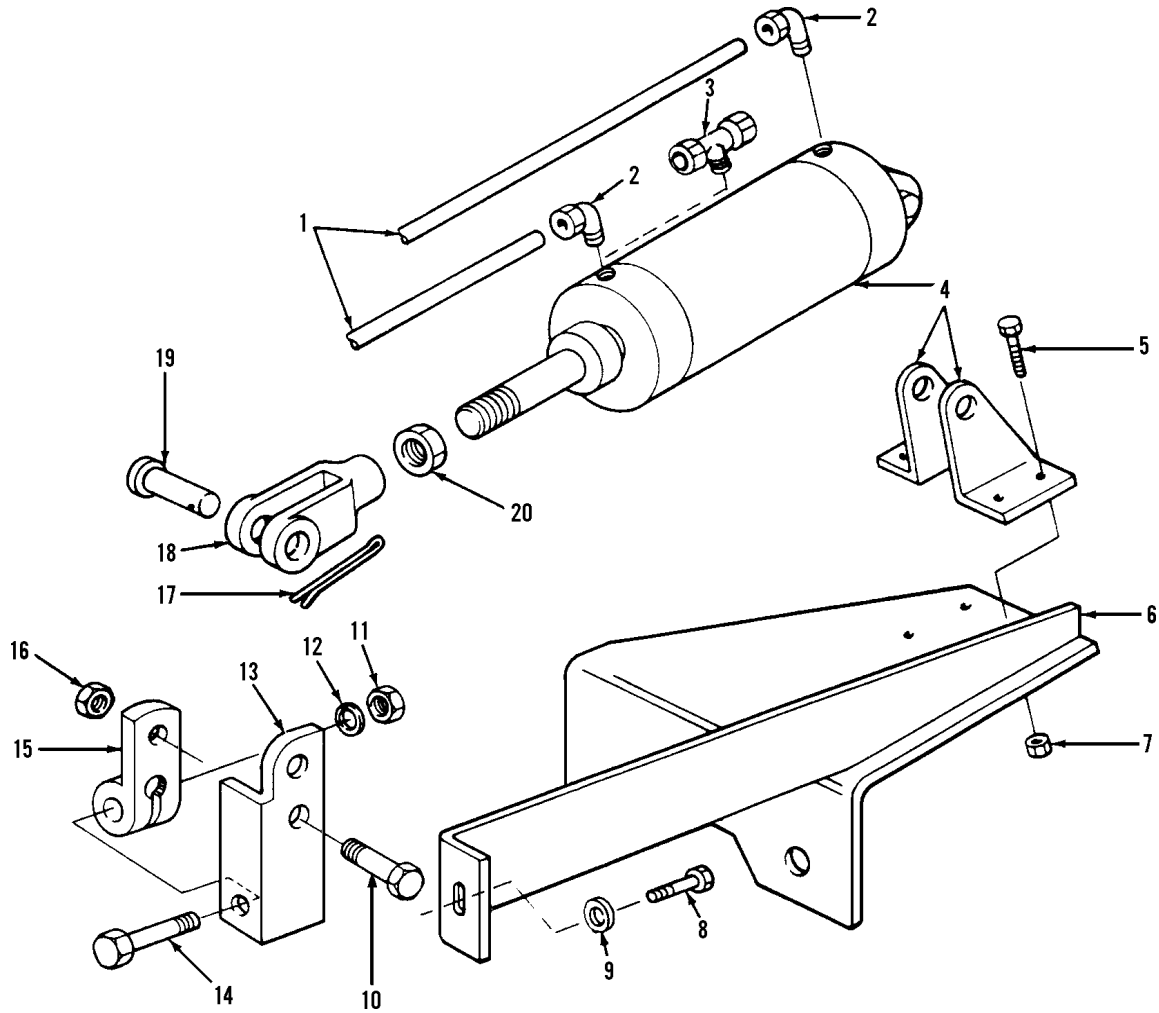


Item	Part No.	Qty.	Description Of Part
1		Ref	CHARGE PUMP ASSY, (see page UN3-15 for details)
2	8859-1209	3	O-RING
3	8866-2333	2	ELBOW, 90 DEGREES, (includes item 2)
4	8859-1211	3	O-RING
5	8471-7402	1	HOSE ASSY
6	8852-1305	2	HEX LOCKNUT, 3/8-16
7	7738-1319	1	MOUNTING BRACKET
8	8820-1036	2	HEX HD CAPSCREW, 3/8-16X1-1/4, GR5
9	8820-1018	3	HEX HD CAPSCREW, 5/16-18X3/4, GR5
10	8866-2089	1	ELBOW, 45 DEGREES, (includes item 2)

Item	Part No.	Qty.	Description Of Part
11	8471-6195	1	HOSE ASSY
12	7736-3156	1	FILTER ASSY, (includes items 13 & 14)
13	7738-3309	1	FILTER BASE
14	9020-1617	1	FILTER ELEMENT
15		Ref	MAIN HYDRAULIC PUMP ASSY, (see page UN3-21 for details)
16	8820-1067	2	HEX HD CAPSCREW, 1/2-13X1-1/2, GR5
17	8820-1066	2	HEX HD CAPSCREW, 1/2-13X1-1/4, GR5
18	8866-2179	1	HEX HD PLUG, (includes item 19)
19	8859-1209	1	O-RING

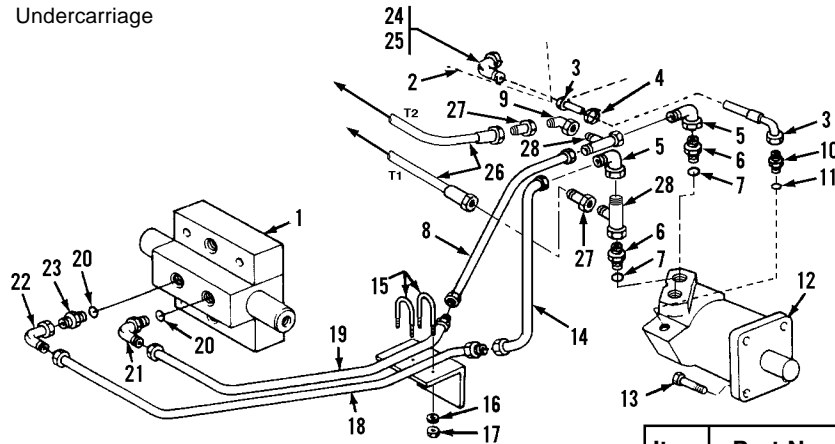


Item	Part No.	Qty.	Description Of Part	Item	Part No.	Qty.	Description Of Part	
1	7736-3007	1	HYDRAULIC MOTOR ASSY, (includes all items)	12	7736-4014	1	BALANCE RING	
	7736-4001	1	MOTOR SEAL KIT, (includes items 3, 5, 10, 14, 15, 16, 21, 22)	13	7736-4015	3	SPRING	
	7736-4002	1	SHAFT SEAL KIT, (includes items 10, 25, 27, 30)	14	7736-4016	1	OUTER FACE SEAL	
	7736-4003	1	VALVE HOUSING ASSY, (includes items 2 thru 7)	15	7736-4017	1	INNER FACE SEAL	
	2	7736-4004	1	PLUG ASSY, (includes item 3)	16	7736-4018	1	SEAL
	3	7736-4005	1	O-RING	17	7736-4019	1	VALVE
	4	7736-4006	2	CHECK PLUG ASSY, (includes item 5)	18	7736-4020	1	VALVE DRIVE
	5	7736-4007	2	O-RING	19	7736-4021	1	VALVE PLATE
	6	7736-4008	2	SPRING	20	7736-4022	1	GEROLER
	7	7736-4009	2	STEEL BALL	21	7736-4023	2	SEAL
	8	7736-4010	2	HEX HD CAPSCREW, 6.30 INCHES LONG	22	7736-4024	2	SEAL
9	7736-4011	2	HEX HD CAPSCREW, 7.65 INCHES LONG	23	7736-4025	1	DRIVE	
10	7736-4012	2	SEAL	24	7736-4026	1	BEARING HOUSING	
11	7736-4013	1	BALANCE RING PIN	25	7736-4027	1	SHAFT FACE SEAL	
				26	7736-4028	1	SPLINED SHAFT & BEARING KIT	
				27	7736-4029	1	SHAFT SEAL	
				28	7736-4030	1	FRONT RETAINER	
				29	7736-4031	6	HEX HD CAPSCREW	
				30	7736-4032	1	DUST SEAL	



Item	Part No.	Qty.	Description Of Part	Item	Part No.	Qty.	Description Of Part
1		AR	NYLON TUBE, 3/8 O.D.	10	8820-1065	1	HEX HD CAPSCREW, 1/2-1/3X1, GR5
2	8688-3046	2	ELBOW, 90 DEGREES, 1/4X3/8 TUBE, (used on 4x4 machines)	11	8850-1105	1	HEX NUT, 5/16-18
	8688-3046	1	ELBOW, 90 DEGREES, 1/4X3/8 TUBE, (used on 4x2 machines)	12	8856-1108	1	FLAT WASHER, 5/16
3	8688-3090	1	TEE, 1/4X3/8X3/8 TUBE, (used on 4X2 machines)	13	7738-1344	1	SHIFTER LEVER EXTENSION
4	7738-3949	1	AIR CYLINDER & BRACKETS ASSY	14	8820-1022	1	HEX HD CAPSCREW, 5/16-18X1-1/2, GR5
5	8820-1005	4	HEX HD CAPSCREW, 1/4-20X1, GR5	15		1	SHIFTER ARM, (see page UN3-14 or UN3-41 for details)
6	7738-6160	1	SHIFTER BRACKET	16	8852-1008	1	HEX LOCKNUT, 1/2-13, (loctite)
7	8852-1304	4	HEX LOCKNUT, 1/4-20	17	8863-1309	1	COTTER PIN, 3/32X3/4
8	8820-1063	1	HEX HD CAPSCREW, 1/2-20X3/4, GR5	18	8882-1005	1	ADJUSTABLE YOKE, 7/16-20
9	8856-1006	1	FLAT WASHER, 1/2	19	8863-3004	1	YOKE PIN, 7/16
				20	8850-1407	1	HEX JAM NUT, 7/16-20

DRIVE LINE COMPONENTS
Propelling Control Valve Hydraulic
Circuit to Propelling Motor
 4x2 or 4x4 Undercarriage
 ISB-190 Cummins Diesel
 Starting Serial No. G03319
 Also Includes Serial No. G03317
 Original Issue 10-98

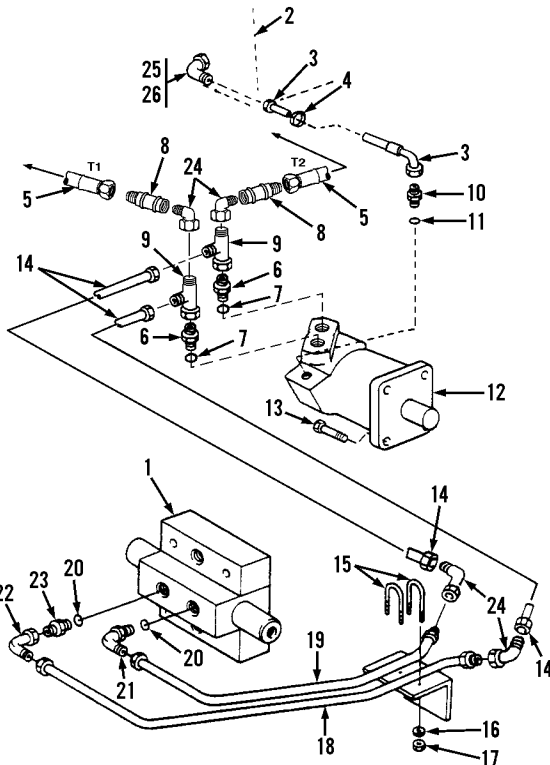


NOTE: HOSES T1 & T2 TO HYDRAULIC RESERVOIR, (see page UN2-13 for details)

4X2 INSTALLATION

Item	Part No.	Qty.	Description Of Part
1		Ref	PROPELLING CONTROL VALVE ASSY, (see page UN3-24 for details)
2		Ref	HYDRAULIC RESERVOIR ASSY, (see page UN2-13 for details)
3	8471-7769	1	HOSE ASSY
4	8668-3122	AR	TIE WRAP
5	8866-2108	2	ELBOW, 90 DEGREES, (swivel nut)
6	8866-2025	2	CONNECTOR, (includes item 7)
7	8859-1209	2	O-RING
8	8471-6766	1	HOSE ASSY
9	8866-2122	1	ELBOW, 45 DEGREES, (swivel nut)
10	8366-1316	1	CONNECTOR
11	8859-1202	1	O-RING
12		Ref	PROPELLING MOTOR ASSY, (see page UN3-18 for details)

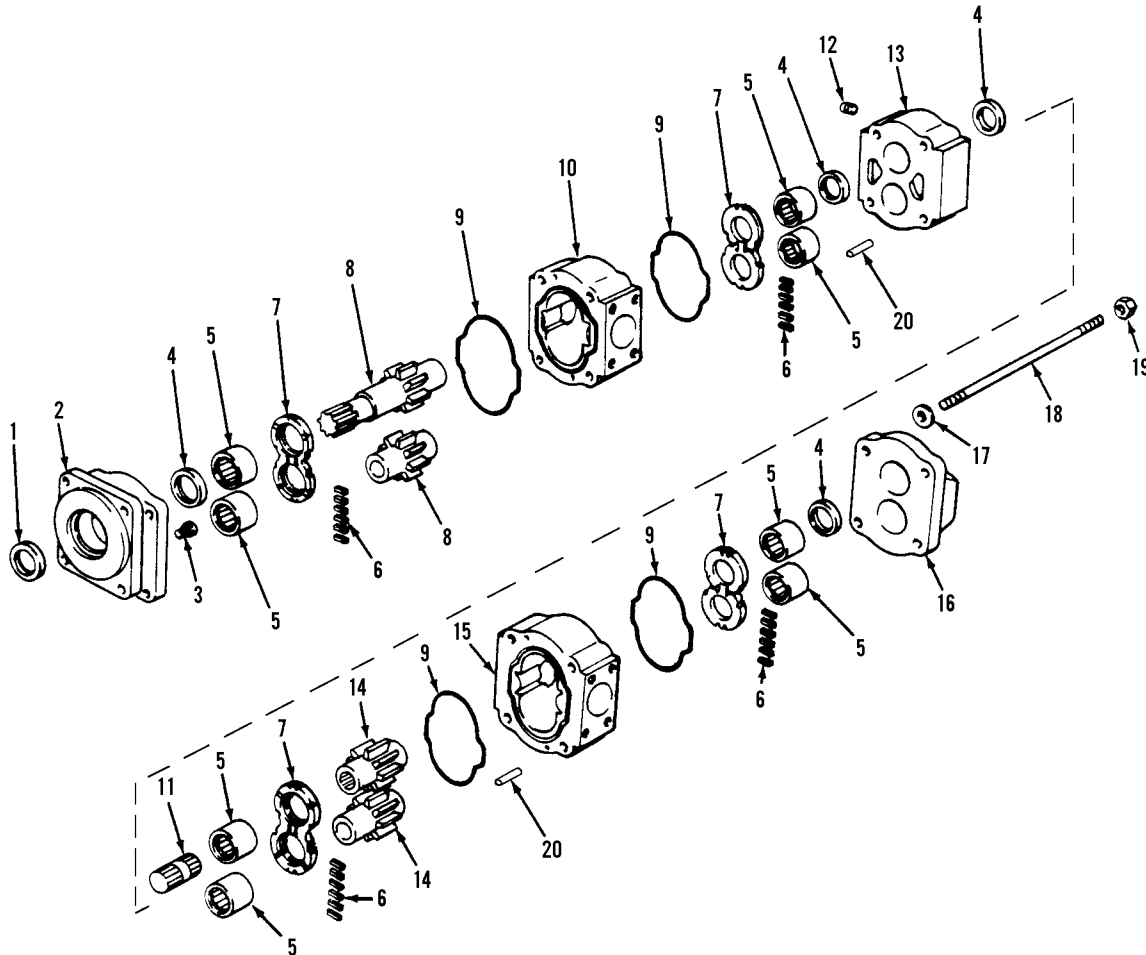
Item	Part No.	Qty.	Description Of Part
13	8320-1120	4	HEX HD CAPSCREW, 1/2-13X1-3/4, GR8, (loctite)
14	8471-6180	1	HOSE ASSY
15	8666-1065	2	U-BOLT
16	8856-1002	4	FLAT WASHER, 1/4, (loctite)
17	8850-1004	4	HEX NUT, 1/4-20
18	7738-3346	1	TRAVEL TUBE, PROPEL FORWARD
19	7738-3345	1	TRAVEL TUBE, PROPEL REVERSE
20	8859-1207	2	O-RING
21	8866-2067	1	ELBOW, 90 DEGREES, (includes item 20)
22	8325-1121	1	ADAPTER, 90 DEGREES
23	8866-2008	1	CONNECTOR, (includes item 20)
24	8866-2064	1	ELBOW, 90 DEGREES, (includes item 25)
25	8859-1204	1	O-RING
26	8471-7296	2	HOSE ASSY
27	7738-3976	2	CHECK VALVE
28	8866-2242	2	SWIVEL NUT RUN TEE, 3/8 TUBE
29	8866-2122	1	ELBOW, 45 DEGREES, (swivel nut)



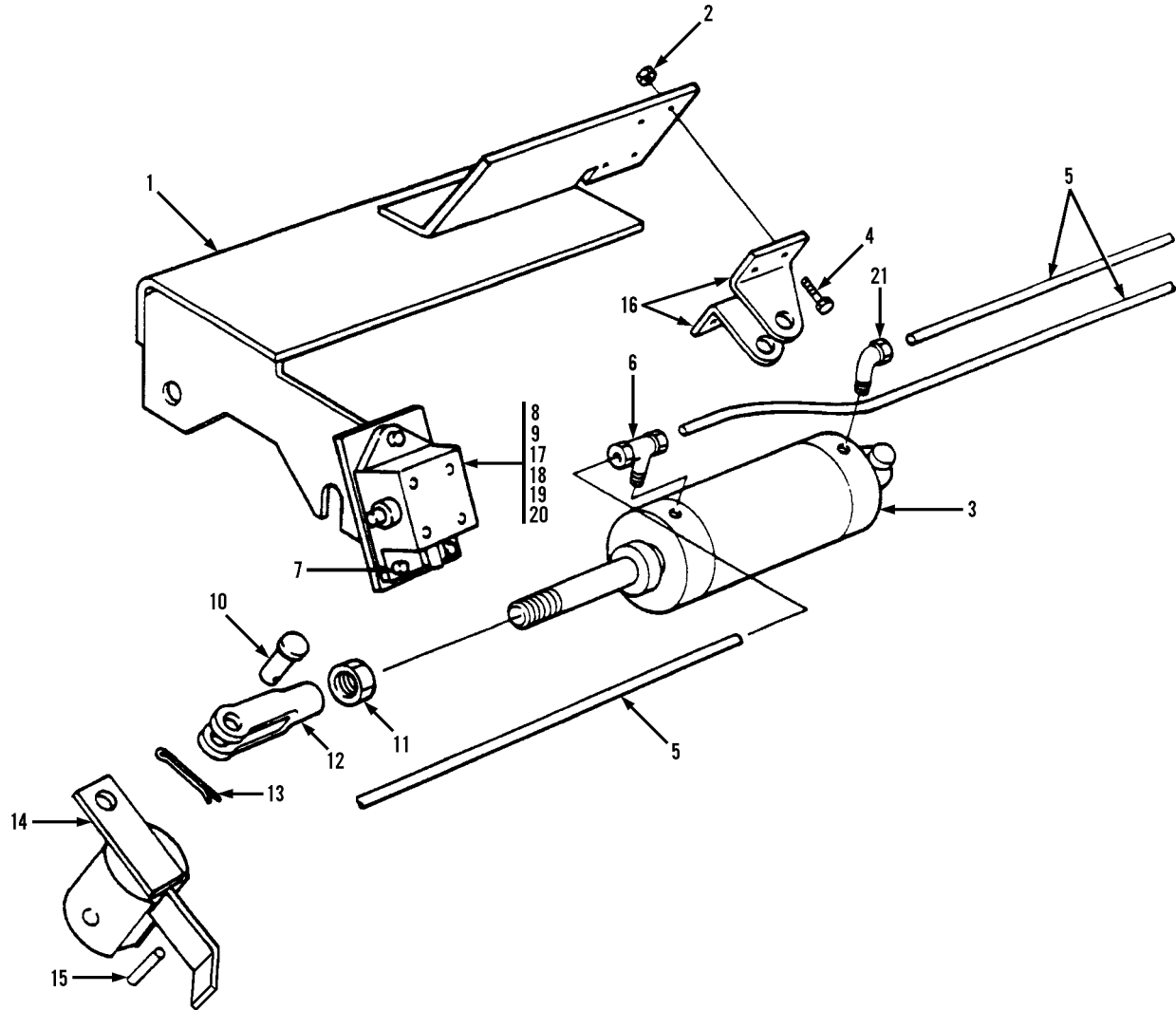
4X4 INSTALLATION

NOTE: HOSES T1 & T2 TO HYDRAULIC RESERVOIR, (see page UN2-13 for details)

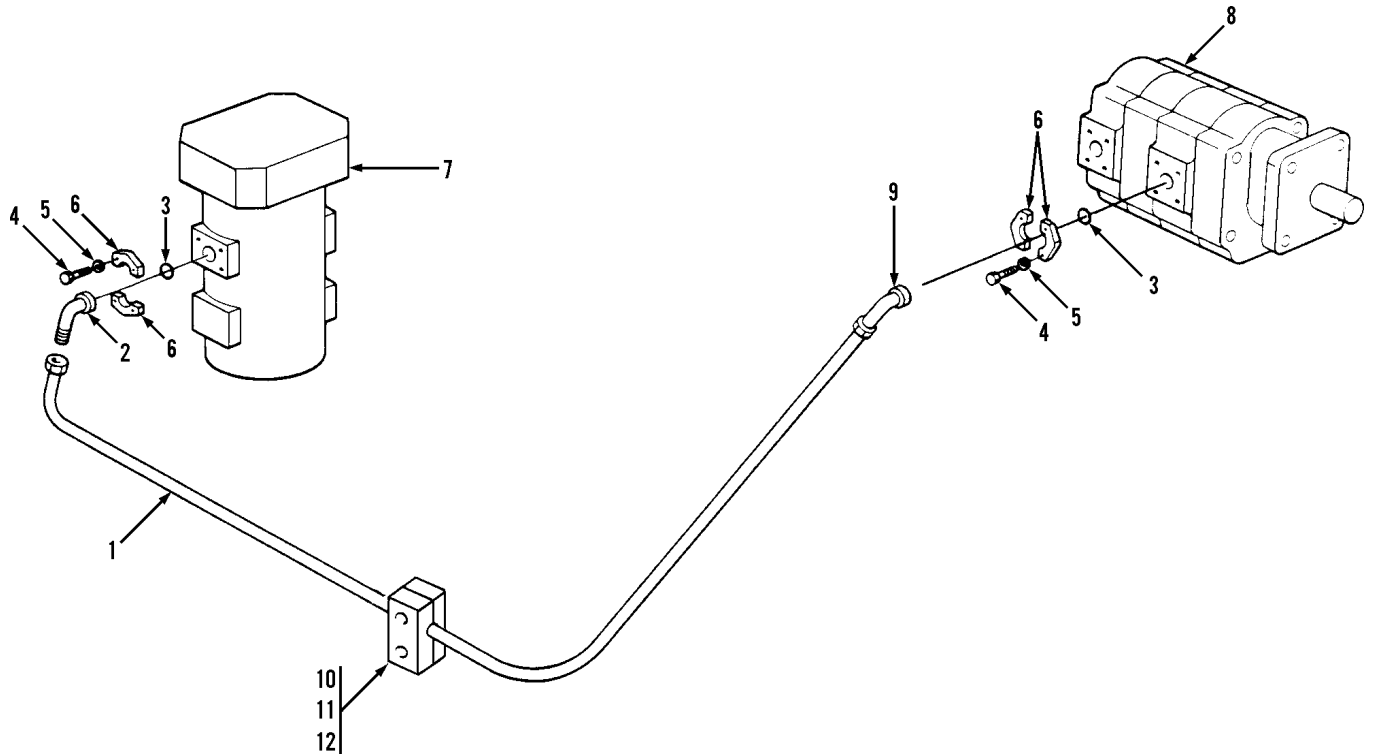
Item	Part No.	Qty.	Description Of Part
1		Ref	PROPELLING CONTROL VALVE ASSY, (see page UN3-24 for details)
2		Ref	HYDRAULIC RESERVOIR ASSY, (see page UN2-13 for details)
3	8471-7306	1	HOSE ASSY
4	8668-3122	AR	TIE WRAP
5	8471-7570	2	HOSE ASSY
6	8866-2025	2	CONNECTOR, (includes item 7)
7	8859-1209	2	O-RING
8	7738-3976	2	CHECK VALVE
9	8866-2242	2	SWIVEL NUT RUN TEE, 3/4 TUBE
10	8366-1316	1	CONNECTOR
11	8859-1202	1	O-RING
12		Ref	PROPELLING MOTOR ASSY, (see page UN3-18 for details)
13	8320-1120	4	HEX HD CAPSCREW, 1/2-13X1-3/4, GR8, (loctite)
14	8471-6713	2	HOSE ASSY
15	8666-1065	2	U-BOLT
16	8856-1002	4	FLAT WASHER, 1/4
17	8850-1004	4	HEX NUT, 1/4-20
18	7738-3346	1	TRAVEL TUBE, PROPEL FORWARD
19	7738-3345	1	TRAVEL TUBE, PROPEL REVERSE
20	8859-1207	2	O-RING
21	8866-2067	1	ELBOW, 90 DEGREES, (includes item 20)
22	8325-1121	1	ADAPTER, 90 DEGREES
23	8866-2008	1	CONNECTOR, (includes item 20)
24	8866-2108	4	ELBOW, 90 DEGREES, (swivel nut)
25	8866-2064	1	ELBOW, 90 DEGREES, (includes item 26)
26	8859-1204	1	O-RING



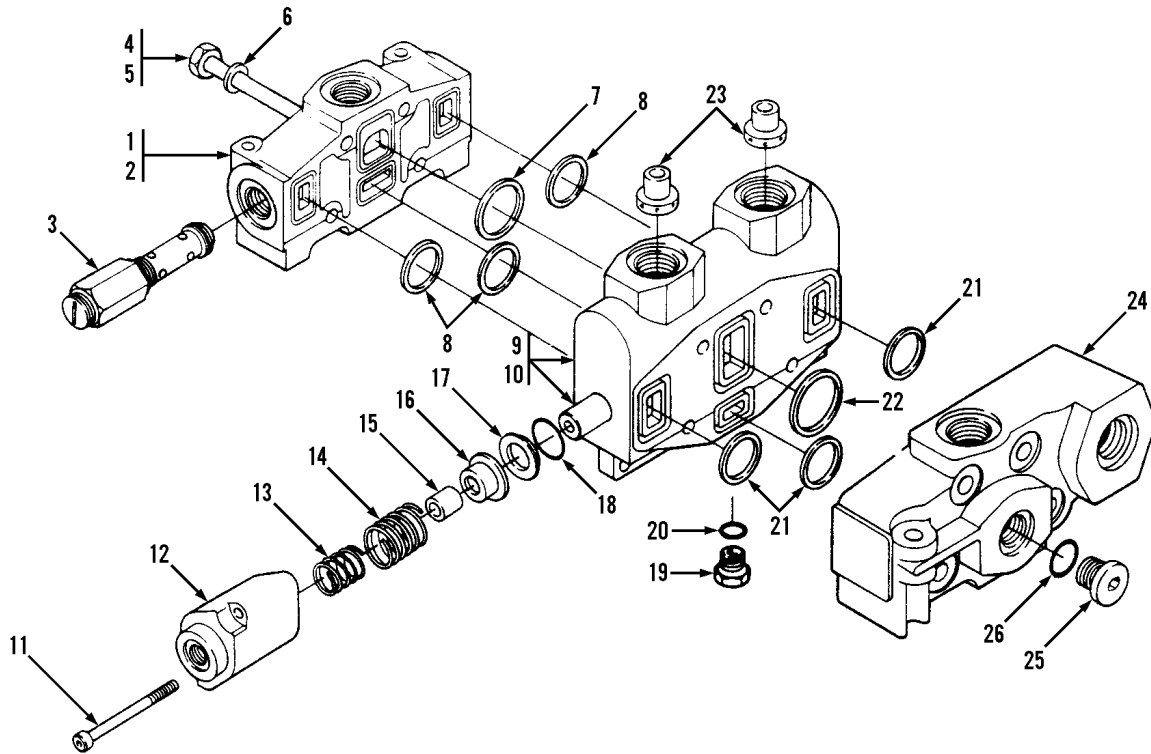
Item	Part No.	Qty.	Description Of Part	Item	Part No.	Qty.	Description Of Part
	7736-3301	1	HYDRAULIC PUMP ASSY, (includes all items)	9	8664-1043	4	GASKET SEAL
1	7736-4128	1	SEAL KIT, (includes items 1, 4, 6 & 9)	10	7736-4338	1	GEAR HOUSING
	8667-1366	1	LIP SEAL, (install lip seal flush with face of recess)	11	8667-1057	1	CONNECTING SHAFT
2	8667-1011	1	SHAFT END COVER	12	7713-4041	1	PLUG, (lubricate and torque to 240 in lbs.)
3	7713-4028	1	PLUG	13	7736-4339	1	BEARING CARRIER
4	8664-1047	4	RING SEAL, (install ring seals with slot facing gear)	14	8667-1061	1	GEAR SET
5	7738-4475	8	ROLLER BEARING	15	8367-1002	1	GEAR HOUSING
6	8564-1240	2	SEAL STRIP	16	8367-1013	1	PORT END COVER
7	7736-4337	4	THRUST PLATE	17	8594-1043	4	FLAT WASHER
8	7736-4129	1	GEAR SET	18	8367-4008	4	STUD
				19	8594-1045	4	HEX NUT



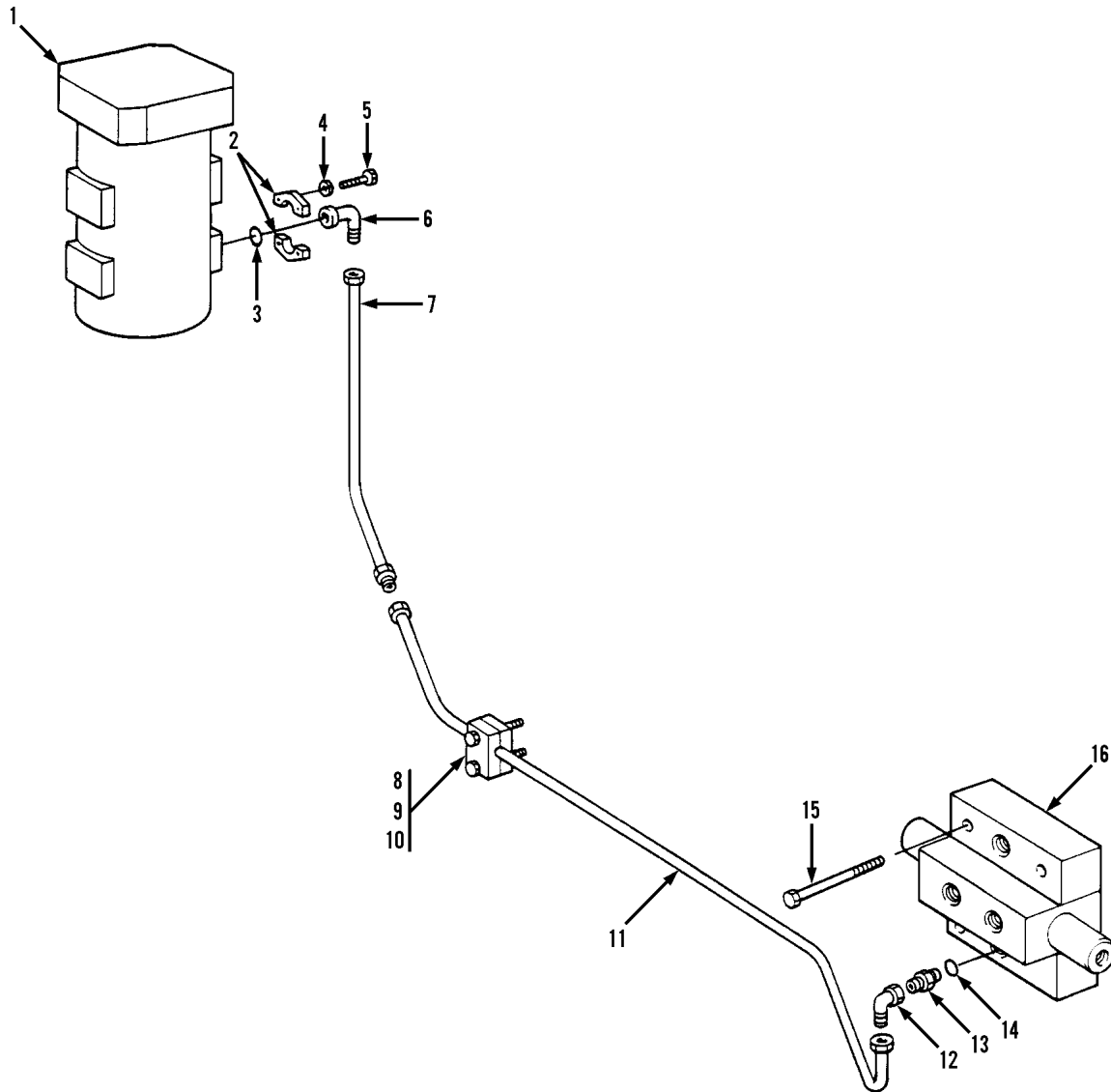
Item	Part No.	Qty.	Description Of Part	Item	Part No.	Qty.	Description Of Part
1	7738-6159	1	SHIFTER BRACKET	13	8863-1309	1	COTTER PIN, 3/32X3/4
2	8852-1304	4	HEX LOCKNUT, 1/4-20	14	7738-6126	1	LEVER WELDMENT
3	7738-3949	1	AIR CYLINDER, (includes item 16)	15	8863-1501	2	ROLL PIN
4	8820-1005	4	HEX HD CAPSCREW, 1/4-20X1, GR5	16	7738-4547	2	BRACKET
5	AR	AR	NYLON TUBE, 3/8 O.D.	17		2	CABLE SEAL
6	8688-3171	1	TUBE FITTING, 1/8X3/8X3/8	18		2	MALE TERMINAL
7	8821-1511	2	HEX SOCKET CAPSCREW, #10-32X3/4, GR8, (loctite)	19		1	SHROUD CONNECTOR
8	8096-5007	1	LIMIT SWITCH ASSY, (includes items 9 & 17 thru 20)	20		AR	SHRINK WRAP, 1/2 O.D.
9	9103-3439	1	LIMIT SWITCH	21	8688-3046	1	TUBE ELBOW - 90 DEGREES, 1/4X3/8 TUBE
10	8863-3004	1	YOKE PIN, 7/16				NOTE: ONLY ITEMS WITH PART NUMBERS ARE AVAILABLE FOR SERVICE.
11	8850-1407	1	HEX JAM NUT, 7/16-20				
12	8882-1005	1	ADJUSTABLE YOKE, 7/16-20				



Item	Part No.	Qty.	Description Of Part
1	8471-6041	1	HOSE ASSY
2	8661-1041	1	ADAPTER, 90 DEGREES
3	8366-1304	2	SQUARE RING SEAL
4	8820-1036	8	HEX HD CAPSCREW, 3/8-16X1-1/4, GR5
5	8855-1011	8	LOCKWASHER, 3/8
6	8471-1333	4	FLANGE HALF
7		Ref	CENTER PIN ASSY, (see page UP4-2 for details)
8		Ref	MAIN HYDRAULIC PUMP ASSY, (see page UN3-21 for details)
9	7736-3134	1	ADAPTER FLANGE, 45 DEGREES
10	7713-3079	2	CLAMP SET
11	7713-3075	2	COVER PLATE
12	8820-1026	4	HEX HD CAPSCREW, 5/16-18X2-1/2, GR5

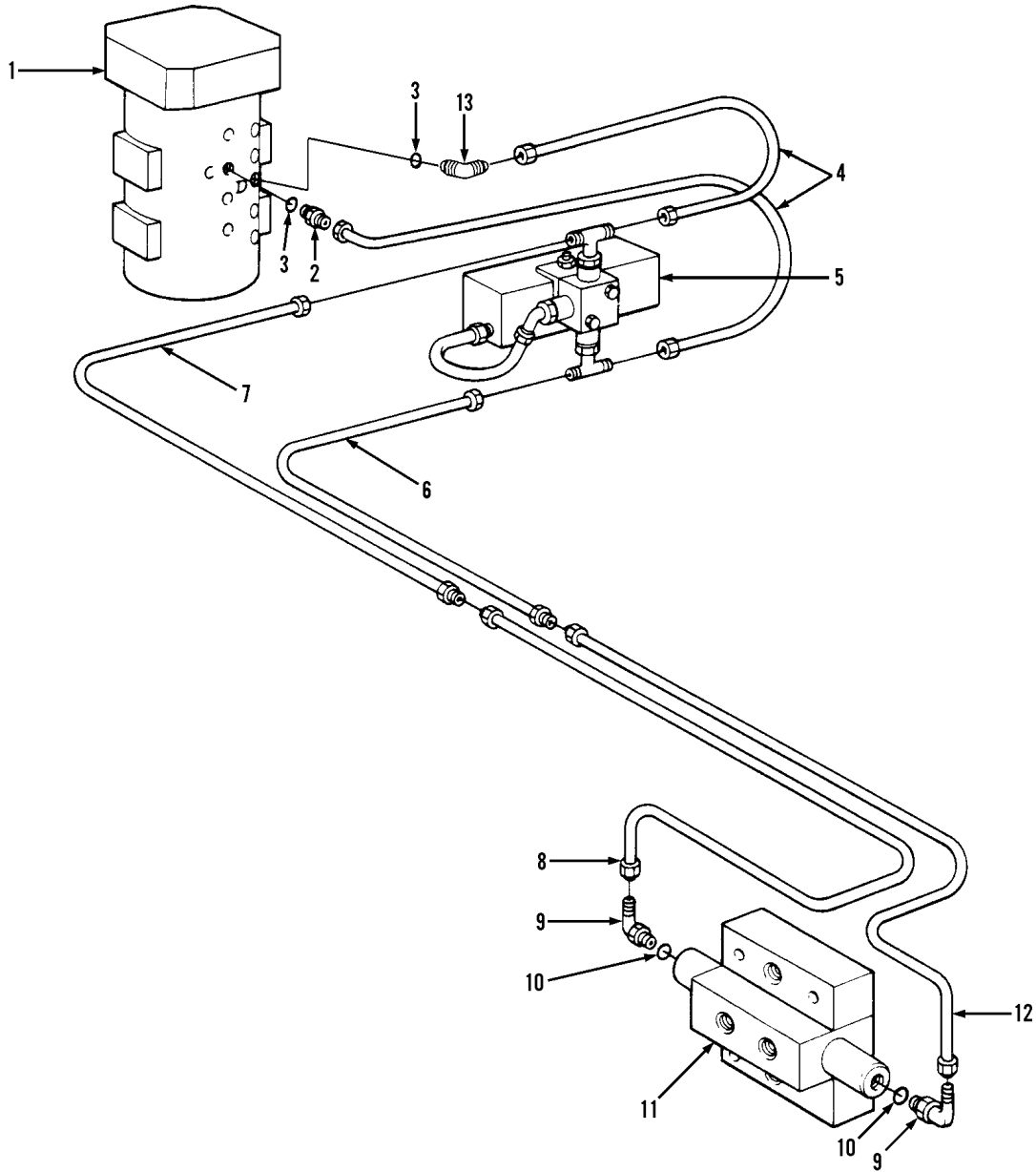


Item	Part No.	Qty.	Description Of Part	Item	Part No.	Qty.	Description Of Part
	7738-3347	1	PROPELLING CONTROL VALVE ASSY, (includes all items except item 23)	10		1	HOUSING & SPOOL ASSY, (not sold separately, order P/N 7736-4176)
	7738-4451	1	RELIEF VALVE SEAL KIT, (kit contains one washer & one o-ring for relief valve item 3)	11	8366-4144	4	SOCKET HD CAPSCREW, (lubricate & torque to 175 in.lbs.)
	7738-4452	1	SECTION SEAL KIT, (includes items 7, 8, 21 & 22)	12	8366-4057	2	END CAP
	7738-4453	1	SEAL & SPRING KIT, (includes items 13, 14, 18, 20 & 26)	13	8366-4226	2	OUTER SPRING
1	7736-4175	1	INLET SECTION ASSY, (includes items 2, 3, 7 & 8)	14	8366-3280	2	INNER SPRING
2	7738-4454	1	VALVE HOUSING	15	8366-4147	2	STROKE SLEEVE
3	7738-4455	1	RELIEF VALVE ASSY, (2350 PSI), (use 8366-4003 seal kit)	16	8366-4148	2	SPRING GUIDE
4	7736-4456	4	HEX HD CAPSCREW & WASHER, (includes items 5 & 6)	17	8366-4149	2	RETAINING PLATE
5	7738-4754	4	HEX HD CAPSCREW	18	8366-4150	2	O-RING
6	8366-4044	4	FLAT WASHER	19	8366-4035	1	PLUG & O-RING, (includes item 20)
7	7736-4249	1	SQUARE SECTION SEAL	20	8366-3044	1	O-RING
8	7736-4248	3	SQUARE SECTION SEAL	21	7736-4248	3	SQUARE SECTION SEAL
9	7736-4176	1	PROPELLING CONTROL VALVE SECTION ASSY, (includes items 10 thru 22)	22	7736-4249	1	SQUARE SECTION SEAL
				23	7713-3863	2	RESTRICTION CHECK, 7/32 I.D.
				24	7738-4457	1	OUTLET SECTION ASSY, (includes items 25 & 26)
				25	8366-4035	1	PLUG
				26	8366-3044	1	O-RING

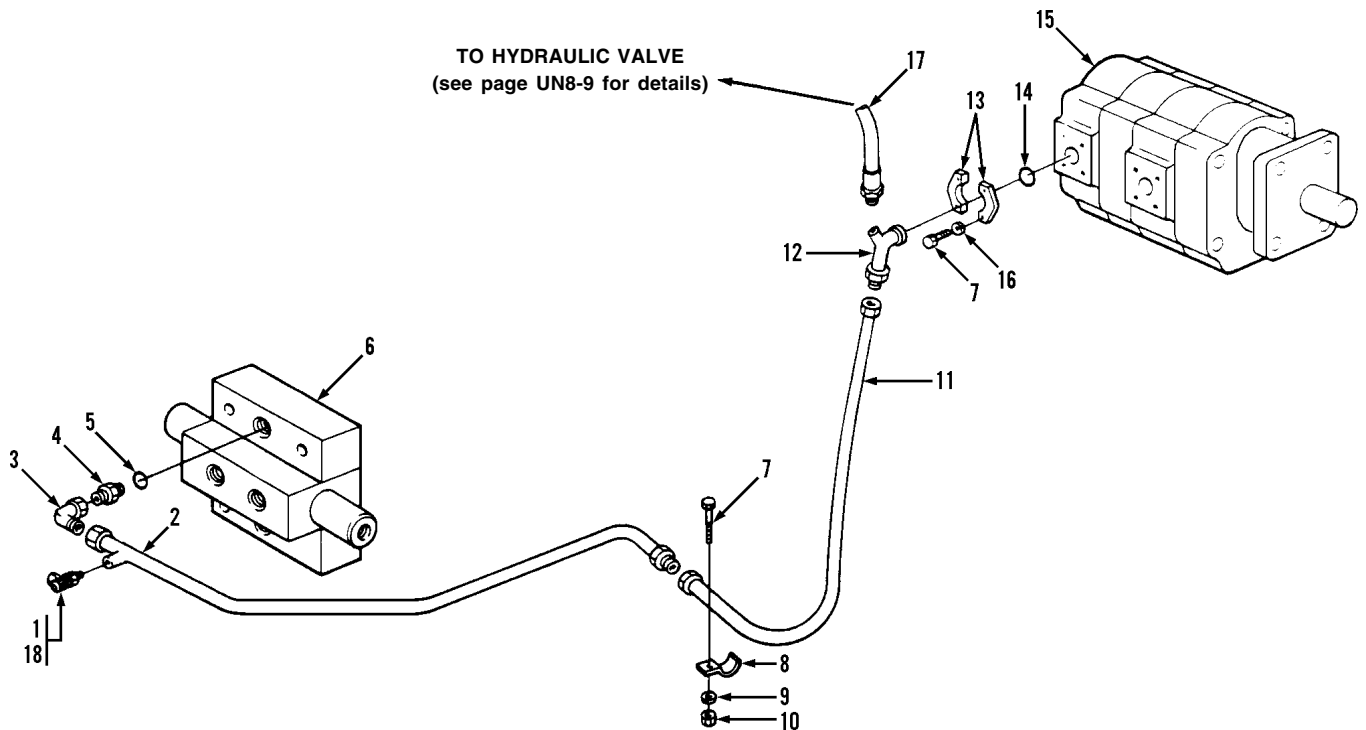


Item	Part No.	Qty.	Description Of Part
1		Ref	CENTER PIN ASSY, (see page UP4-2 for details)
2	8471-1333	2	FLANGE HALF
3	8366-1304	1	SQUARE RING SEAL
4	8855-1011	4	LOCKWASHER, 3/8
5	8820-1036	4	HEX HD CAPSCREW, 3/8-16X1-1/4, GR5
6	8366-1059	1	ADAPTER
7	8471-8170	1	HOSE ASSY
8	7713-3851	1	CLAMP SET
9	7713-3281	1	COVER PLATE

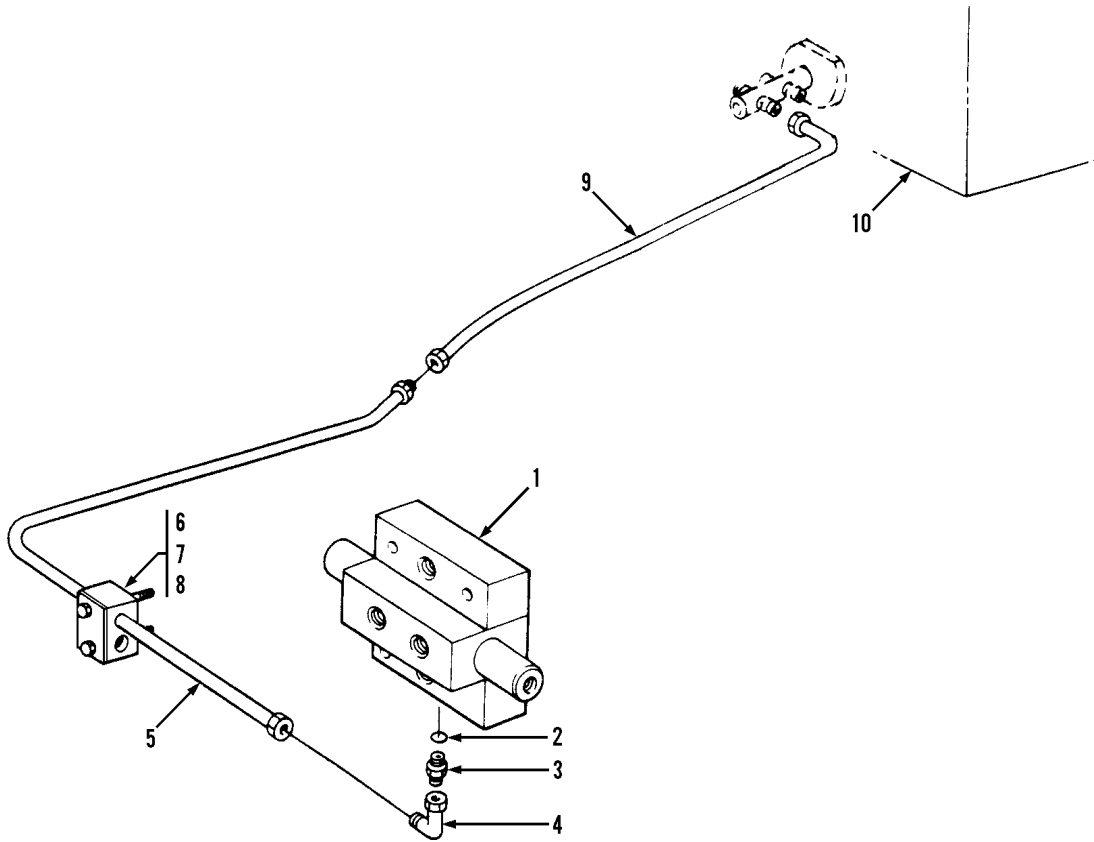
Item	Part No.	Qty.	Description Of Part
10	8820-1026	2	HEX HD CAPSCREW, 5/16-18X2-1/2, GR5
11	7738-3341	1	TUBE ASSY
12	8866-2110	1	ELBOW, 90 DEGREES, (swivel nut)
13	8866-2010	1	CONNECTOR, (includes item 14)
14	8859-1209	1	O-RING
15	8820-1078	3	HEX HD CAPSCREW, 1/2-13X4-1/2, GR5
16		Ref	PROPELLING CONTROL VALVE ASSY, (see page UN3-24 for details)



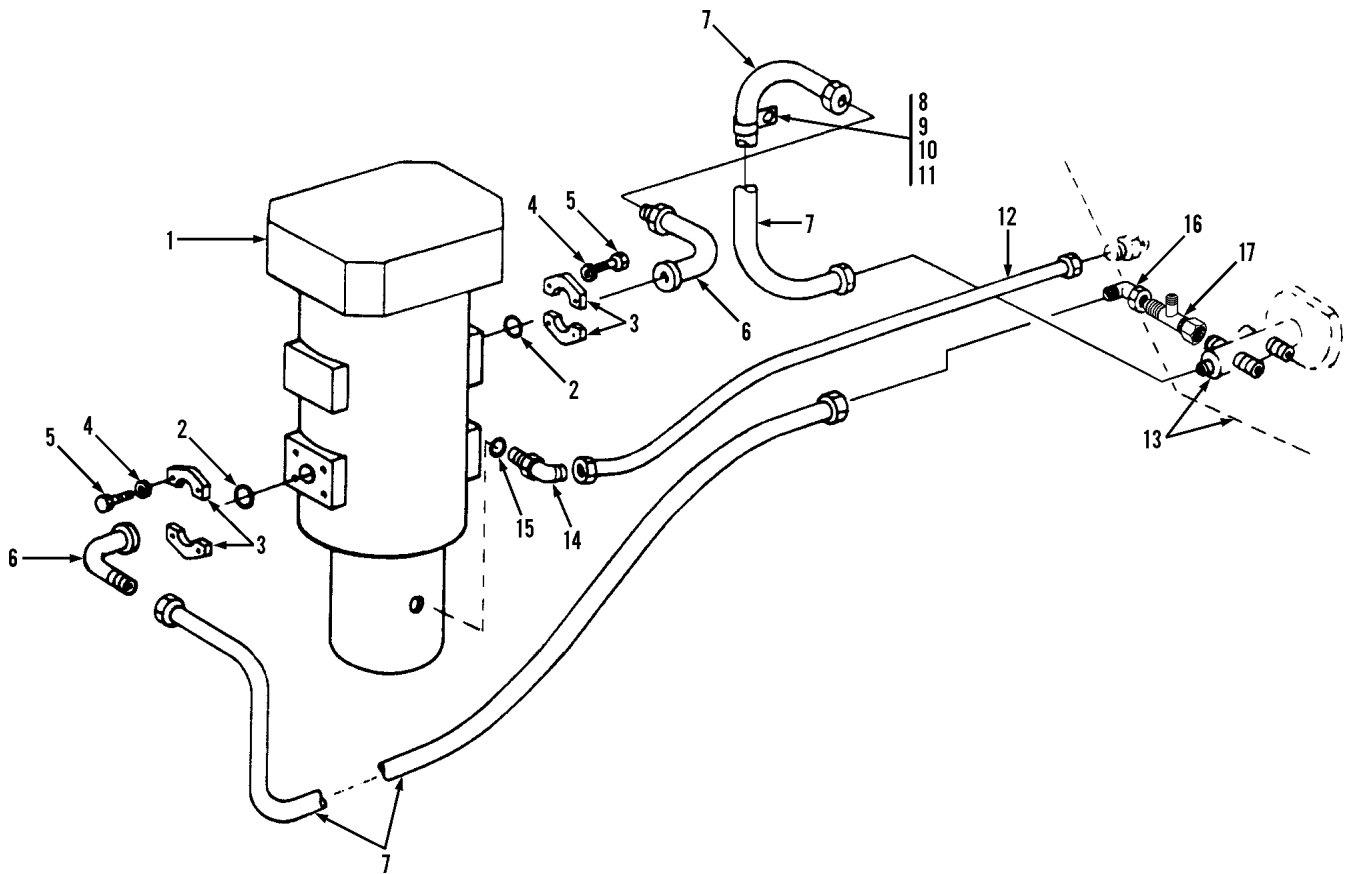
Item	Part No.	Qty.	Description Of Part	Item	Part No.	Qty.	Description Of Part
1		Ref	CENTER PIN ASSY, (see page UP4-2 for details)	8	7738-3343	1	TUBE ASSY
2	8866-2005	1	CONNECTOR, (includes item 3)	9	8866-2064	2	ELBOW, 90 DEGREES, (includes item 10)
3	8859-1204	2	O-RING	10	8859-1204	2	O-RING
4	8471-6751	2	HOSE ASSY	11		Ref	PROPELLING CONTROL VALVE ASSY, (see page UN3-24 for details)
5		Ref	BRAKE PILOT VALVE ASSY, (see page UN6-4 for details)	12	7738-3342	1	TUBE ASSY
6	7738-3232	1	TUBE ASSY	13	8866-2064	1	ELBOW, 90 DEGREES, (includes item 3)
7	7738-3234	1	TUBE ASSY				



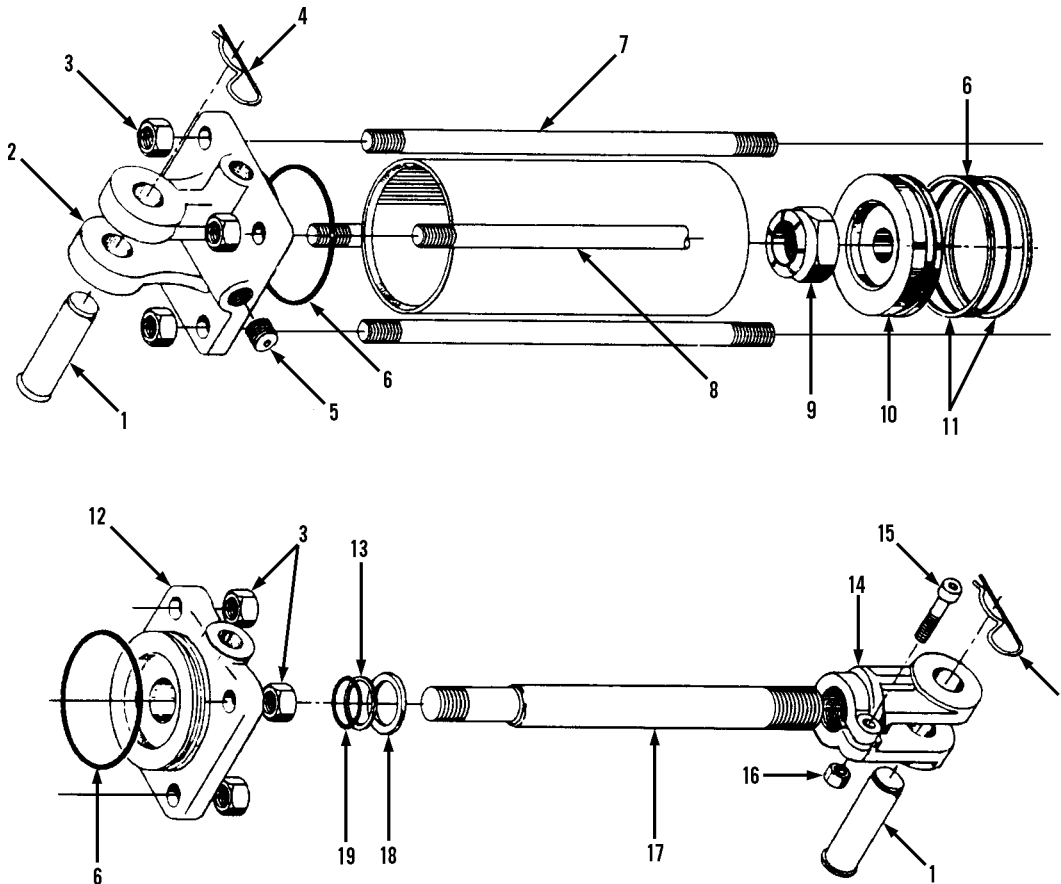
Item	Part No.	Qty.	Description Of Part	Item	Part No.	Qty.	Description Of Part
1	7713-3089	1	MINI-CHECK COUPLING, (includes item 18)	9	8856-1004	1	FLAT WASHER, 3/8
2	7738-3344	1	TRAVEL INLET TUBE ASSY	10	8850-1006	1	HEX NUT, 3/8-16
3	8866-2110	1	ELBOW, 90 DEGREES, (swivel nut)	11	7713-3353	1	HOSE ASSY
4	8866-2010	1	CONNECTOR, (includes item 5)	12	7736-3076	1	ADAPTER, 45 DEGREES
5	8859-1209	1	O-RING	13	8471-1333	2	FLANGE HALF
6	Ref	Ref	PROPELLING CONTROL VALVE ASSY, (see page UN3-24 for details)	14	8366-1304	1	SQUARE RING SEAL
7	8820-1036	5	HEX HD CAPSCREW, 3/8-16X1-1/4, GR5	15	Ref	Ref	MAIN HYDRAULIC PUMP ASSY, (see page UN3-21 for details)
8	9020-0481	1	TUBE CLAMP	16	8855-1011	4	LOCK WASHER, 3/8
				17	8471-7375	1	HOSE ASSY
				18	8376-3056	1	VITON O-RING, (lubricate lightly)



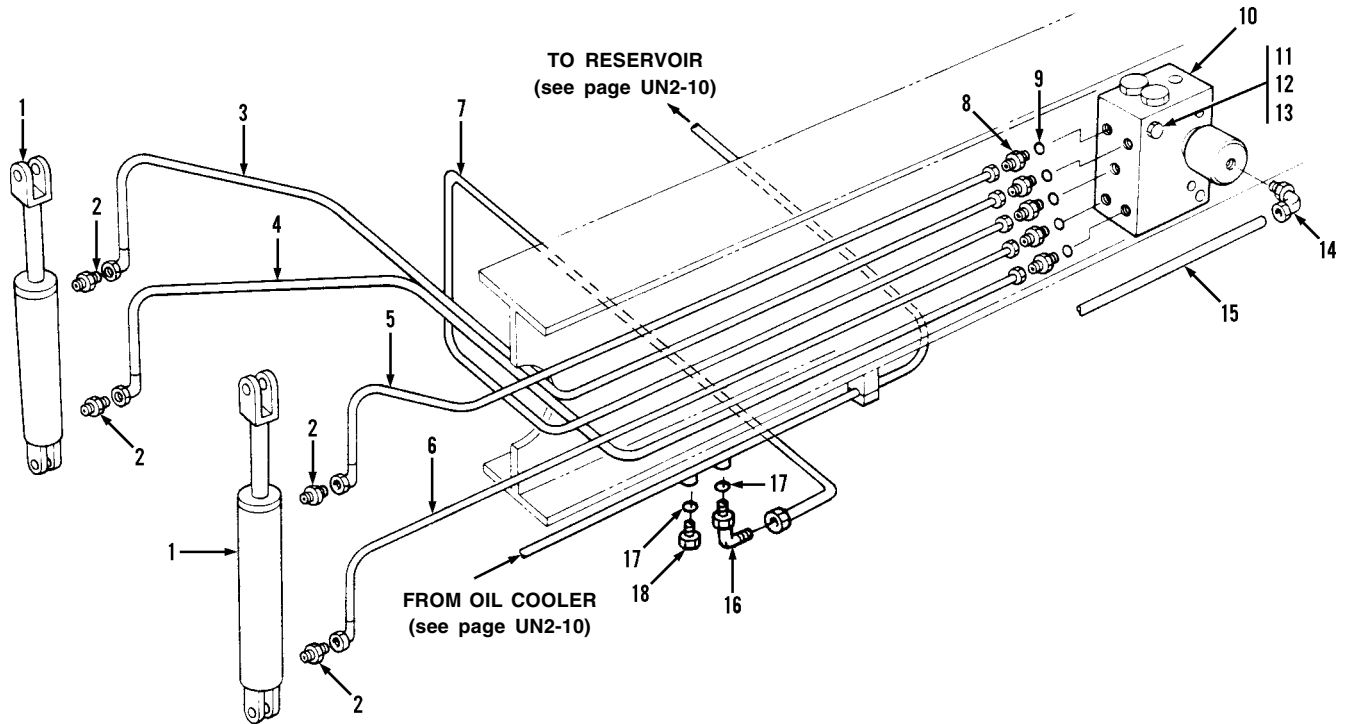
Item	Part No.	Qty.	Description Of Part
1		1	PROPELLING CONTROL VALVE ASSY, (see page UN3-24 for details)
2	8859-1209	1	O-RING
3	8866-2011	1	CONNECTOR, (includes item 2)
4	8866-2111	1	ELBOW, 90 DEGREES, (swivel nut)
5	7738-3340	1	TRAVEL VALVE DUMP TUBE ASSY
6	7713-3851	2	CLAMP SET
7	7713-3281	2	COVER PLATE
8	8820-1026	4	HEX HD CAPSCREW, 5/16-18X2-1/2, GR5
9	8471-7324	1	HOSE ASSY
10		1	HYDRAULIC RESERVOIR ASSY, (see page UN2-13 for details)



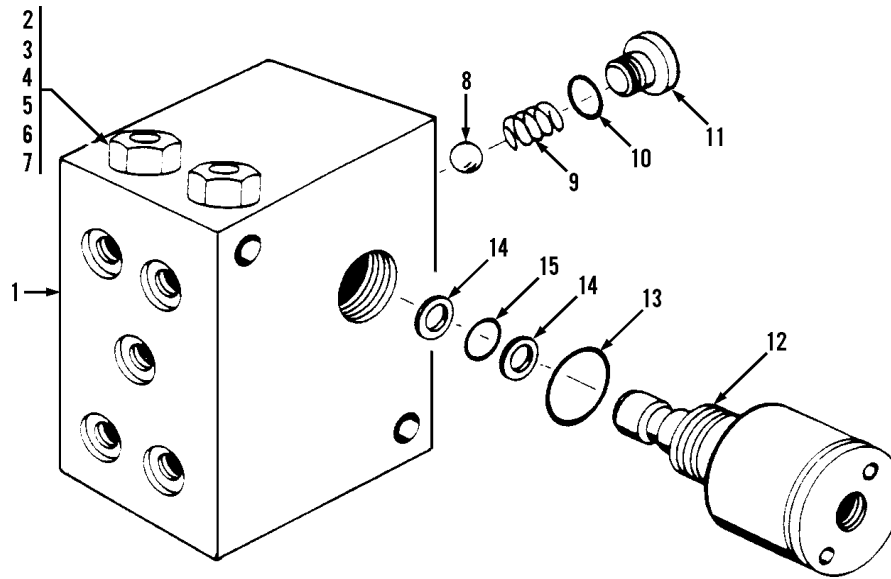
Item	Part No.	Qty.	Description Of Part	Item	Part No.	Qty.	Description Of Part
1		1	CENTER PIN ASSY, (see page UP4-2 for details)	10	8850-1006	1	HEX NUT, 3/8-16
2	8366-1304	2	SQUARE RING SEAL	11	8855-1011	1	LOCKWASHER, 3/8
3	8471-1333	4	FLANGE HALF	12	7713-3406	1	HOSE ASSY
4	8855-1011	8	LOCKWASHER, 3/8	13		1	RESERVOIR ASSY, (see page UN2-13 for details)
5	8820-1036	8	HEX HD CAPSCREW, 3/8-16X1-1/4, GR5	14	8866-2064	1	ELBOW, 90 DEGREES, (includes item 15)
6	8366-1059	2	ADAPTER, 90 DEGREES	15	8859-1204	1	O-RING
7	8471-7870	2	HOSE ASSY	16	8366-1310	1	ELBOW, 45 DEGREES, (swivel nut)
8	8503-1405	1	CLAMP	17	8381-1001	1	SWIVEL NUT RUN TEE
9	8820-1037	1	HEX HD CAPSCREW, 3/8-16X1-1/2, GR5				



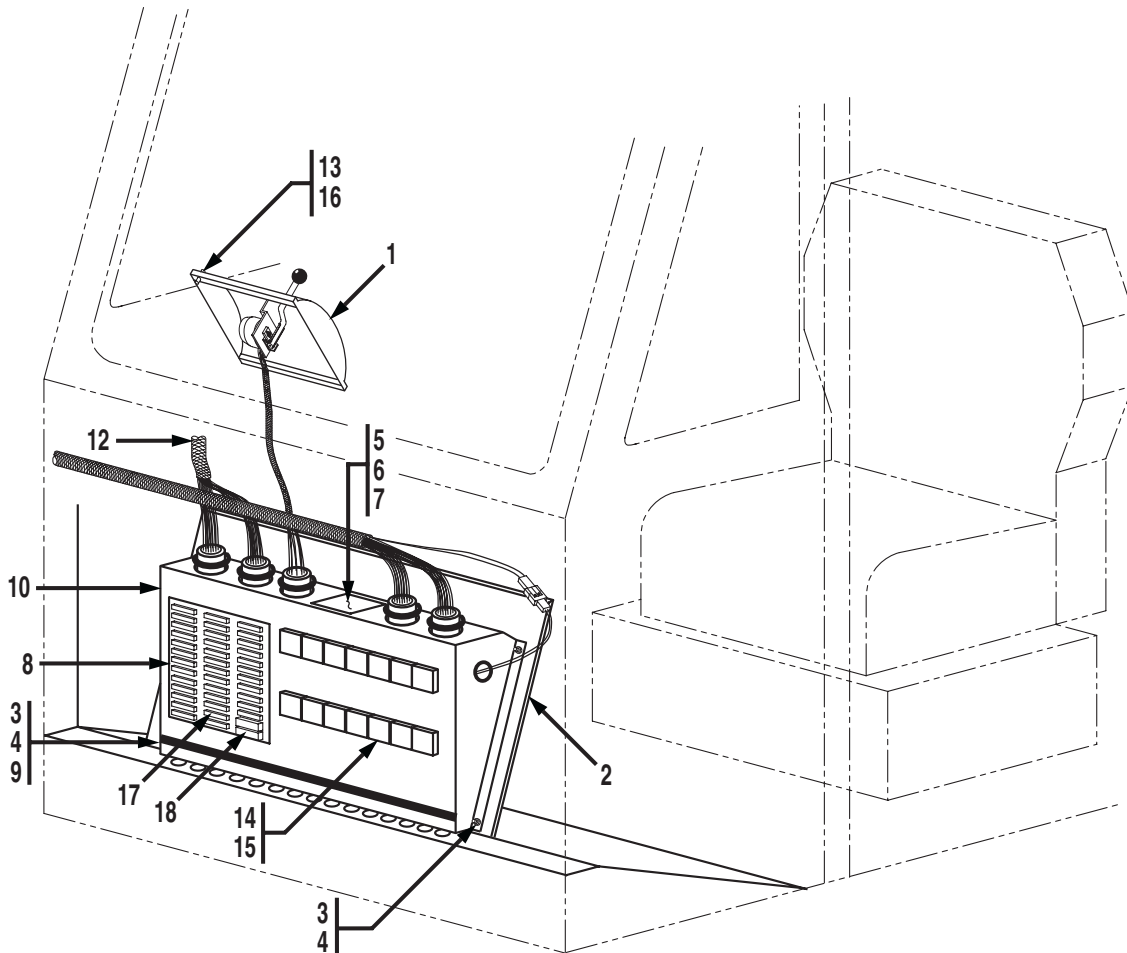
Item	Part No.	Qty.	Description Of Part	Item	Part No.	Qty.	Description Of Part
	7736-3052	2	STABILIZER CYLINDER ASSY, (includes all items)	13		1	BACK UP RING
	7736-4079	1	SEAL KIT, (includes items 6, 11, 13, 18 & 19)	14	7736-4093	1	CLEVIS
1	7736-4080	2	CLEVIS PIN	15	7736-4094	1	CAPSCREW
2	7736-4081	1	CYLINDER BASE	16	7736-4095	1	CLEVIS NUT
3	7736-4082	8	TIE ROD NUT	17	7736-4096	1	ROD
4	7736-4083	2	PIN CLIP	18		1	WIPER
5	7736-4084	1	PIPE PLUG	19		1	O-RING
6		3	O-RING				NOTE: QUANTITIES SHOWN FOR ONE STABILIZER CYLINDER ONLY.
7	7736-4086	4	TIE ROD				NOTE: ONLY ITEMS WITH PART NUMBERS ARE AVAILABLE FOR SERVICE.
8	7736-4087	1	TUBE				
9	7736-4088	1	PISTON NUT				
10	7736-4089	1	PISTON				
11		2	BACK UP RING				
12	7736-4091	1	CYLINDER HEAD				



Item	Part No.	Qty.	Description Of Part
1		Ref	STABILIZER CYLINDER ASSY, (see page UN3-30 for details)
2	8874-3014	4	MALE ADAPTER, 1/2X3/8 TUBE
3	8471-7459	1	HOSE ASSY
4	7713-3430	1	HOSE ASSY
5	8471-7458	1	HOSE ASSY
6	8471-7460	1	HOSE ASSY
7	8471-7459	1	HOSE ASSY
8	8866-2005	5	CONNECTOR, (includes item 9)
9	8859-1204	5	O-RING
10		1	STABILIZER VALVE ASSY, (see page UN3-32 for details)
11	8820-1030	2	HEX HDCAPSCREW, 5/16-18X3-1/2, GR5
12	8855-1010	2	LOCKWASHER, 5/16
13	8850-1005	2	HEX NUT, 5/16-18
14	8688-3074	1	ELBOW, 90 DEGREES, 1/8X3/8
15		AR	NYLON TUBE, 3/8 O.D.
16	8866-2064	1	ELBOW, 90 DEGREES, (includes item 17)
17	8859-1204	2	O-RING
18	8866-2174	1	HEX HD PLUG, (includes item 17)

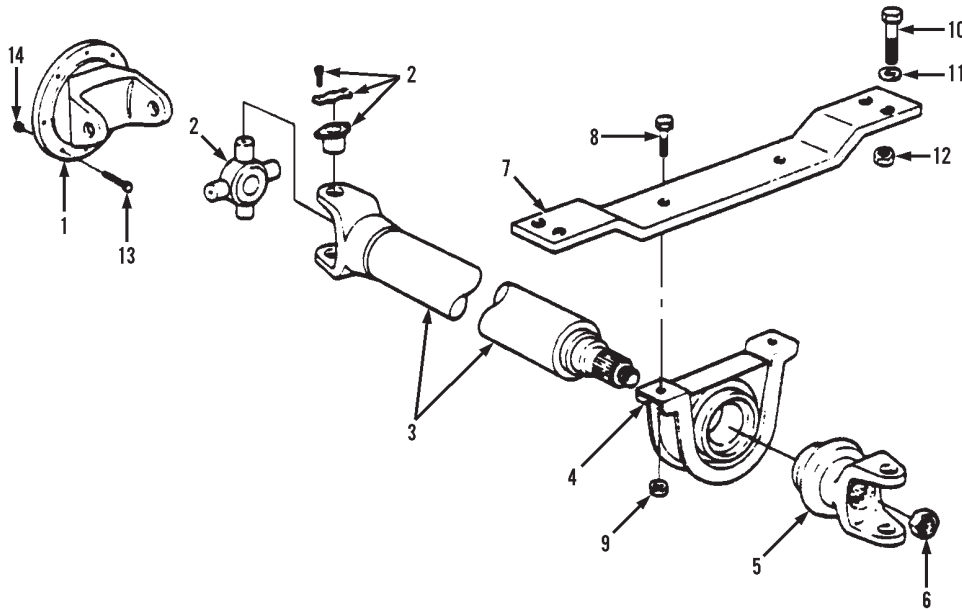


Item	Part No.	Qty.	Description Of Part
	7736-3130	1	STABILIZER VALVE ASSY, (includes all items)
	7736-4158	1	CHECK VALVE SEAL KIT, (includes item 2 thru 7)
	7736-4340	1	PILOTED CARTRIDGE VALVE SEAL KIT, (includes items 13 thru 15)
1		1	VALVE BLOCK
2	7736-4159	4	CHECK VALVE ASSY
3		4	O-RING
4		4	O-RING
5		4	O-RING
6		8	BACK-UP RING
7		8	BACK-UP RING
8	7736-4160	4	BALL
9	7736-4161	4	SPRING
10	7736-4162	4	O-RING
11	7736-4163	4	PLUG
12	7736-4164	1	PILOTED CARTRIDGE VALVE ASSY, (includes items 13 thru 15)
13		1	O-RING
14		2	BACK-UP RING
15		1	O-RING
			NOTE: ONLY ITEMS WITH PART NUMBERS ARE AVAILABLE FOR SERVICE.

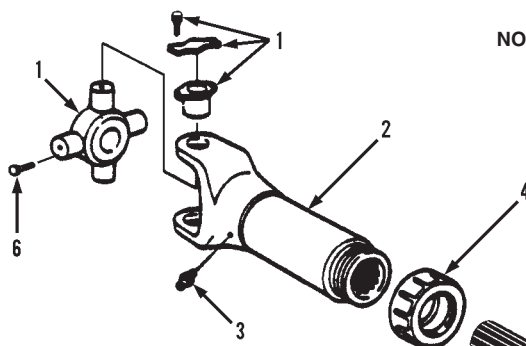


Item	Part No.	Qty.	Description Of Part	Item	Part No.	Qty.	Description Of Part
1	7738-3904	1	TRANSMISSION CONTROL UNIT	11		Ref	CHASSIS WIRING HARNESS, (see page UN2-18 for details)
2		Ref	ACCESSORY PANEL ASSY, (see page UN7-5 for details)	12		Ref	DASH PANEL HARNESS, (see page UN7-4 for details)
3	8850-1005	8	HEX NUT, 5/16-18	13	8830-1075	4	ROUND HD MACHINE SCREW, #8-32X1
4	8855-1010	8	LOCKWASHER, 5/16	14	7736-3265	14	RELAY
5	7738-3867	1	SOLENOID INPUT MONITOR	15	7738-4788	12	LIGHT, (LED)
6	8830-1052	4	ROUND HD MACHINE SCREW, #6-32X3/8	16	8855-1006	4	LOCKWASHER, #8
7	8855-1005	4	LOCKWASHER, #6	*17	8096-4008	AR	FUSE, (5 AMP)
8	7738-3911	1	FUSE DECAL		7736-3267	AR	FUSE, (10 AMP)
9	8820-1020	2	HEX HD CAPSCREW, 5/16-18X1, GR5		7736-3302	AR	FUSE, (20 AMP)
10	7737-3053	1	DISTRUBUTION PANEL, (includes items 14, 15, 17, 18)	*18	7737-4040	AR	CIRCUIT BREAKER, (20 AMP)

* - Revised illustration & added items 17 & 18.

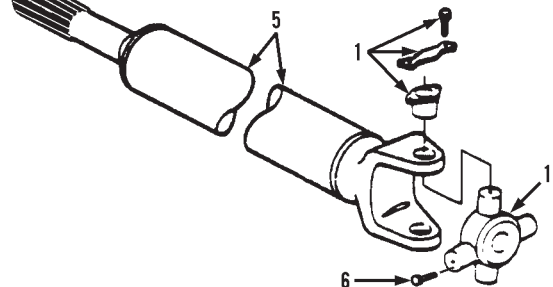


Item	Part No.	Qty.	Description Of Part	Item	Part No.	Qty.	Description Of Part
	7738-3004	1	FRONT PROPELLER SHAFT ASSY, (includes items 1 thru 6)	8	8820-1066	2	HEX HD CAPSCREW, 1/2-13X1-1/4, GR5
1	8668-3323	1	FLANGE YOKE	9	8850-1008	2	HEX NUT, 1/2-13
2	8307-2645	1	UNIVERSAL JOINT KIT	10	8820-1101	4	HEX HD CAPSCREW, 5/8-11X3, GR5
3	7738-4247	1	STUB BALL YOKE	11	8856-1008	4	FLAT WASHER, 5/8
4	7738-4248	1	CENTER BEARING ASSY	12	8852-1210	4	HEX LOCKNUT, 5/8-11
5	7738-4249	1	END YOKE	13	8668-3324	8	FLANGE BOLT, (lubricate & torque to 43-53 ft. lbs.)
6	7738-4250	1	NUT	14	8852-1406	8	HEX LOCKNUT, 3/8-24
7	7738-1206	1	SUPPORT PLATE				

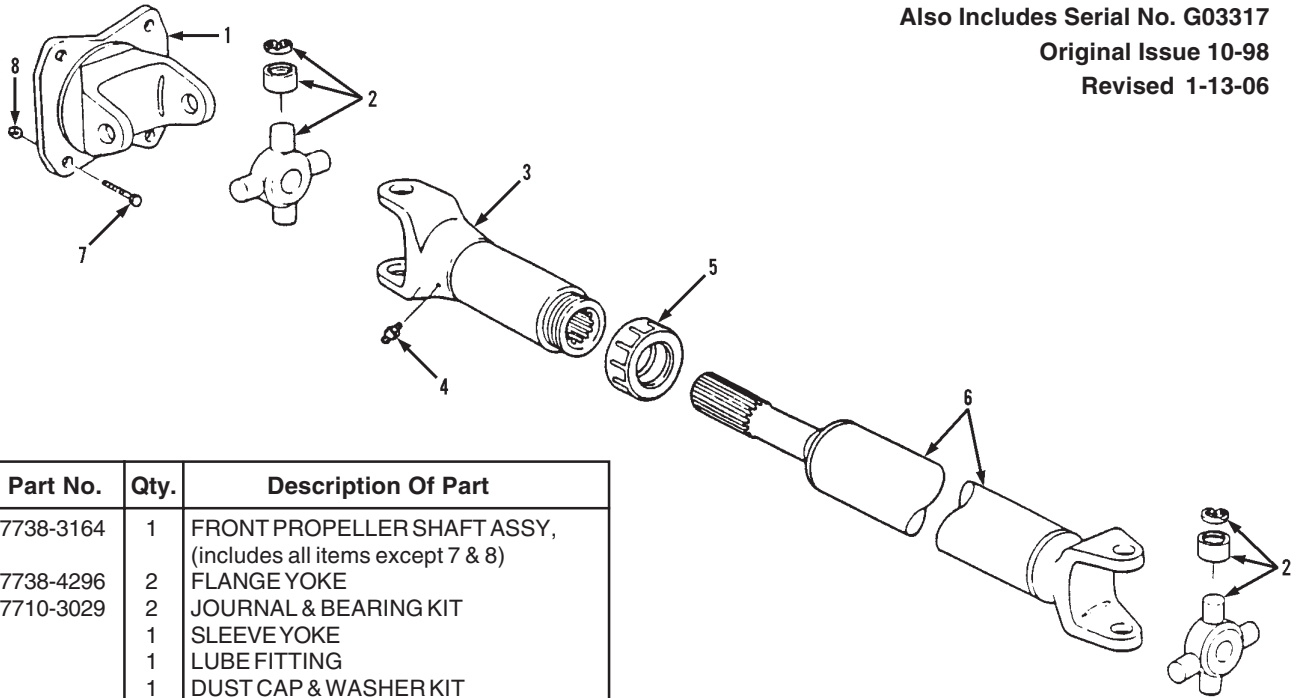


**NOTE: REPLACEMENT COMPONENTS REQUIRE
 BALANCING OF ASSEMBLY.**

Item	Part No.	Qty.	Description Of Part
	7738-3579	1	REAR PROPELLER SHAFT ASSY, (includes items 1 thru 5)
1	8307-2645	2	UNIVERSAL JOINT KIT
*2		1	SLEEVE YOKE
*3		1	LUBE FITTING
*4		1	SEAL ASSY
*5		1	SHAFT & YOKE END
6	7738-3959	8	SELF-LOCKING BOLT, 5/16-24X1/2, (lubricate and torque to 26-35 ft. lbs.)



* - Removed part numbers on items 2 thru 5.

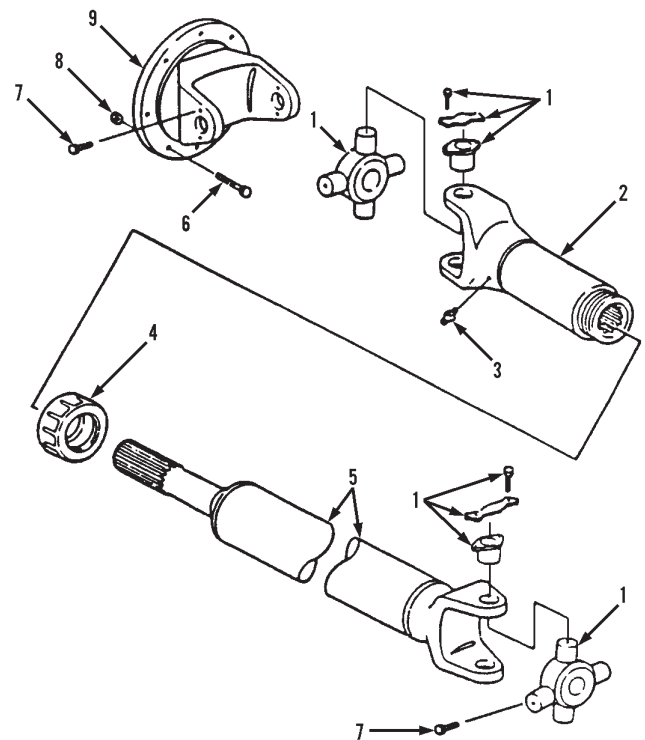


Item	Part No.	Qty.	Description Of Part
	7738-3164	1	FRONT PROPELLER SHAFT ASSY, (includes all items except 7 & 8)
1	7738-4296	2	FLANGE YOKE
2	7710-3029	2	JOURNAL & BEARING KIT
*3		1	SLEEVE YOKE
*4		1	LUBE FITTING
*5		1	DUST CAP & WASHER KIT
*6		1	SHAFT ASSY
7	8320-1104	4	HEX HD CAPSCREW, 1/2-20X1-1/2, (at converter)
	8320-1103	4	HEX HD CAPSCREW, 1/2-20X1, (at transmission), (lubricate and torque to 105-115 ft.lbs.)
8	8852-1408	4	HEX LOCKNUT, 3/4-20, (at converter end only), (lubricate and torque to 105-115 ft.lbs.)

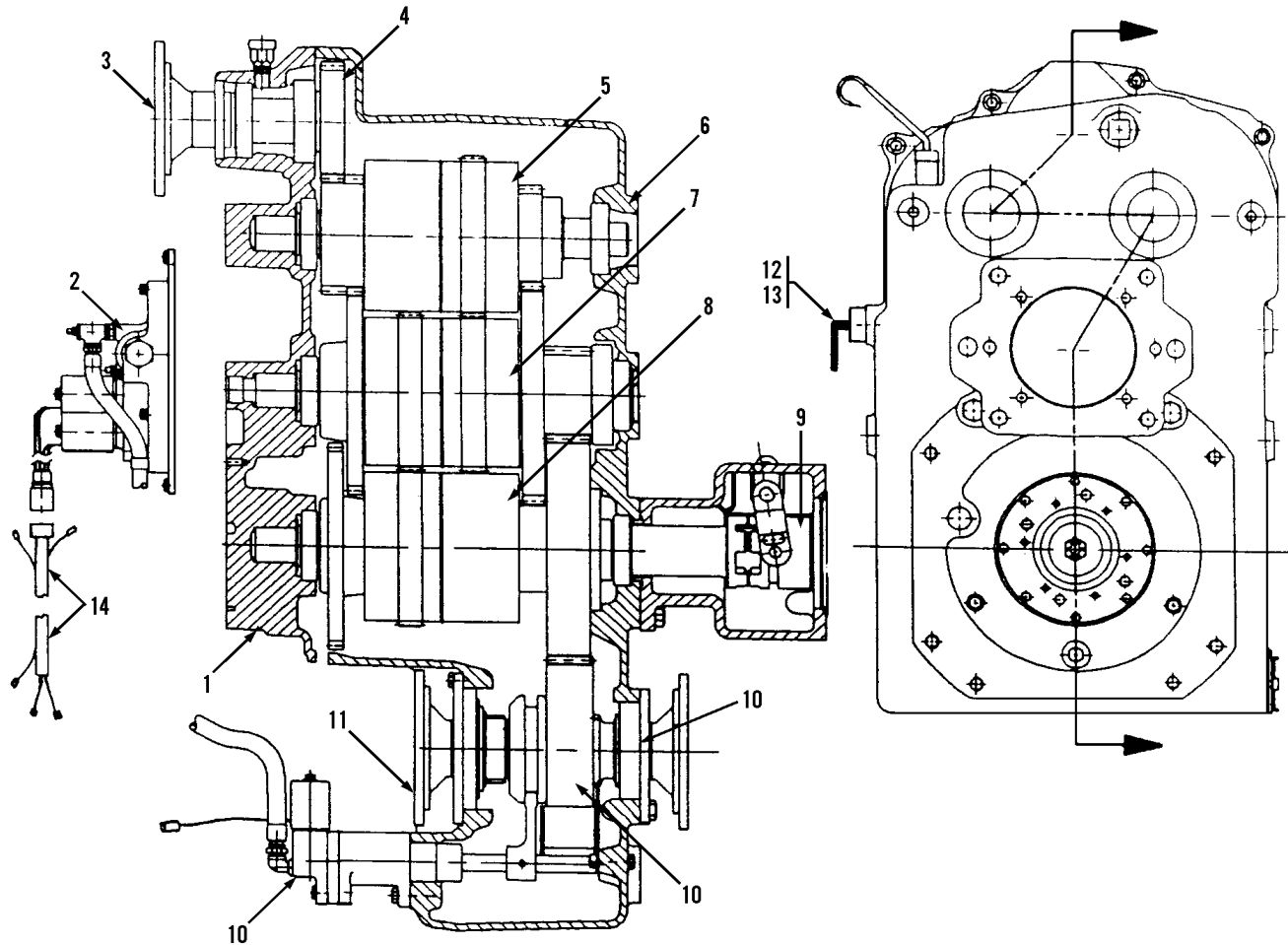
* - Removed part numbers on items 3 thru 6.

Item	Part No.	Qty.	Description Of Part
	7738-3578	1	PROPELLER SHAFT ASSY, (transmission to front axle), (includes items 1 thru 5)
	7738-3579	1	PROPELLER SHAFT ASSY, (transmission to rear axle), (includes items 1 thru 5)
1	8307-2645	2	UNIVERSAL JOINT KIT
*2		1	SLEEVE YOKE
*3		1	LUBE FITTING
*4		1	SEAL ASSY
5	7738-4490	1	SHAFT & YOKE END, (use with 7738-3578 Propeller Shaft)
	7738-4448	1	SHAFT & YOKE END, (use with 7738-3579 Propeller Shaft)
6	8668-3324	8	FLANGE BOLT
7	7738-3959	12	SELF-LOCKING BOLT, 5/16-24X1/2, (lubricate & torque to 26-35 ft. lbs.)
8	8852-1406	8	HEX LOCKNUT, 9/16-20
9	8668-3323	1	FLANGE YOKE
			NOTE: QUANTITIES SHOWN ARE FOR ONE PROPELLER SHAFT ASSEMBLY AND ONE INSTALLATION ONLY.

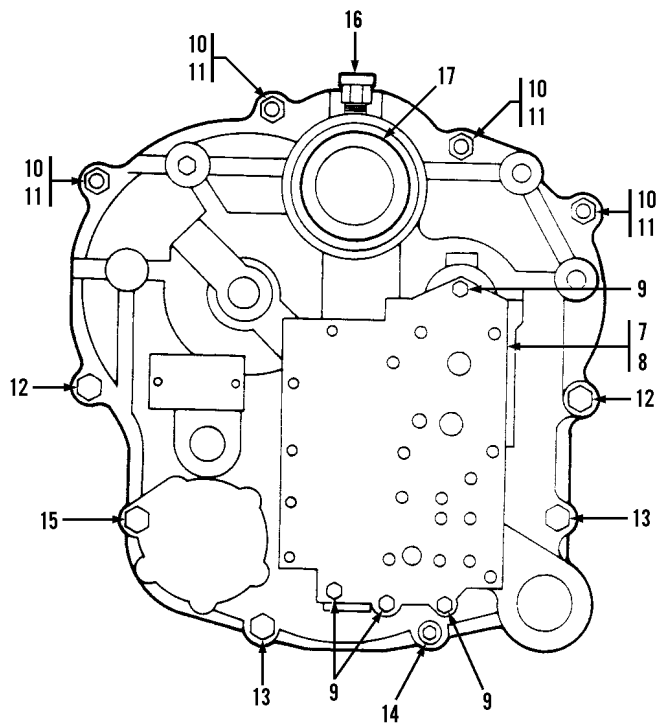
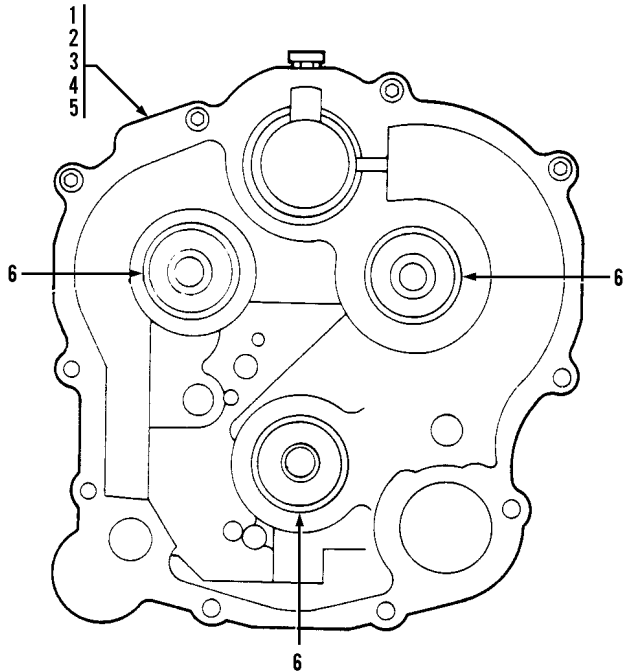
* - Removed part numbers on items 2 thru 4.



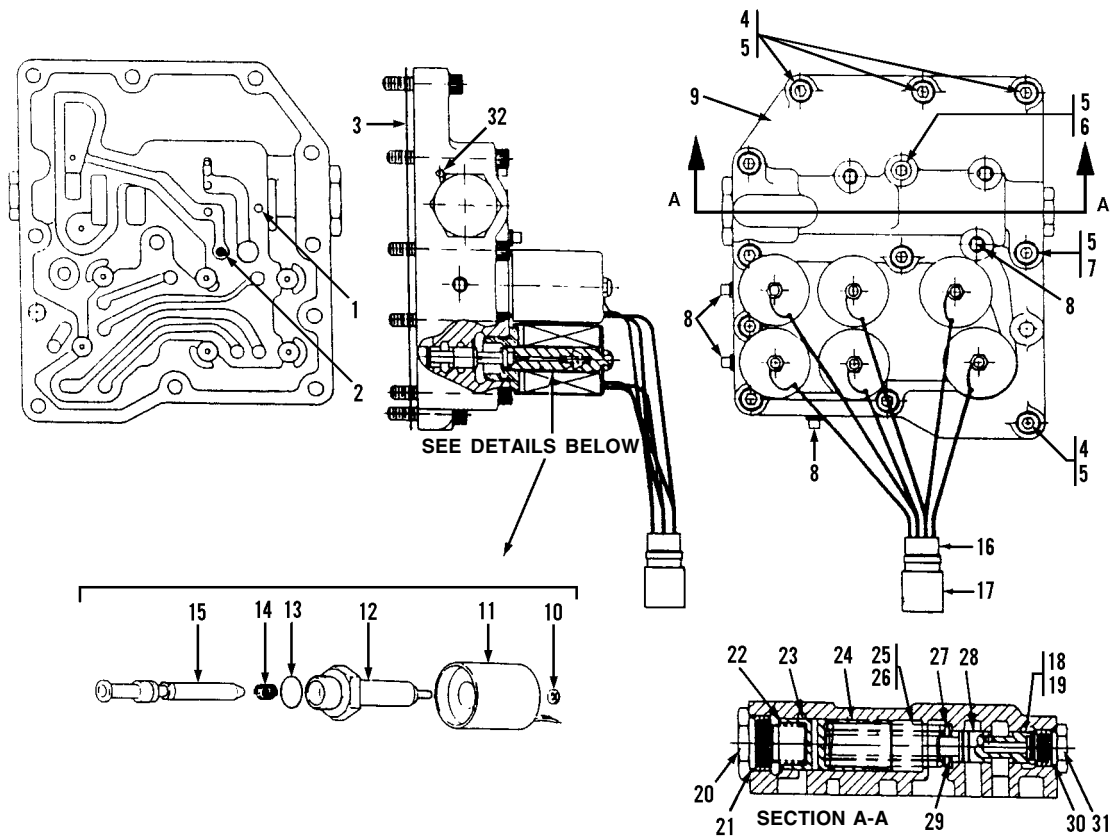
NOTE: REPLACEMENT COMPONENTS REQUIRE BALANCING OF ASSEMBLY.



Item	Part No.	Qty.	Description Of Part	Item	Part No.	Qty.	Description Of Part
	7738-3695	1	TRANSMISION ASSY, (includes items 1 thru 11)	7		Ref	SECOND CLUTCH ASSY, (see page UN3-42 for details)
1		Ref	FRONT COVER ASSY, (see page UN3-37 for details)	8		Ref	THIRD CUTCH ASSY, (see page UN3-43 for details)
2		Ref	CONTROL VALVE ASSY, (see page UN3-38 for details)	9	7738-4028	1	SHIFT COLLAR
3		Ref	COMPANION FLANGE GROUP ASSY, (see page UN3-39 for details)	10		Ref	OUTPUT SHAFT & DISCONNECT GROUP, (see page UN3-44 for details)
4		Ref	INPUT SHAFT GROUP ASSY, (see page UN3-39 for details)	11	7738-4300	1	COMPANION FLANGE
5		Ref	FIRST CLUTCH ASSY, (see page UN3-40 for details)	12	7738-3313	1	SPEEDOMETER SENDING UNIT
6		Ref	TRANSMISSION CASE ASSY, (see page UN3-41 for details)	13	7738-3329	1	SEAL WASHER
				14	7738-3166	1	TRANSMISSION WIRING HARNESS EXTENSION



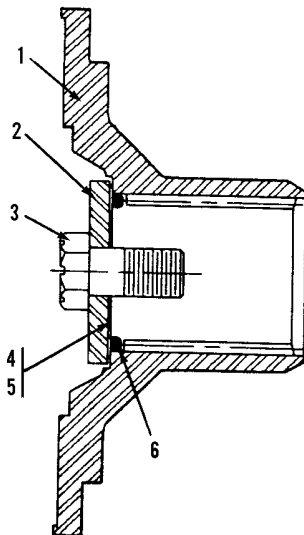
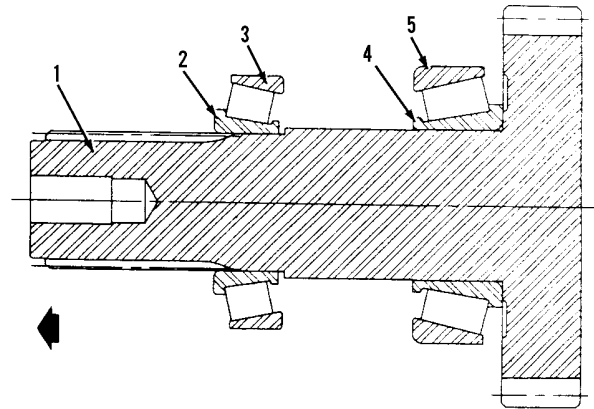
Item	Part No.	Qty.	Description Of Part
1	7738-4301	1	FRONT COVER ASSY, (includes items 2 thru 9)
2	7738-4302	6	BALL
3	7738-4303	1	BALL
4	7738-4567	1	ORIFICE PLUG
5	7738-4066	1	RELIEF VALVE ASSY
6	7738-4305	3	BORE SLEEVE
7	7738-4306	1	VALVE BODY GASKET
8	7738-4307	1	VALVE SPACER
9	7738-4308	4	HEX HD CAPSCREW
10	7738-4076	4	SOCKET HD CAPSCREW
11	7738-4309	4	HEX NUT
12	7738-4310	2	HEX HD CAPSCREW
13	7738-4070	2	HEX HD CAPSCREW
14	7738-4311	1	SOCKET HD CAPSCREW
15	7738-4068	1	HEX HD CAPSCREW
16	7738-4075	1	BREATHER
17	9040-1487	1	OIL SEAL



Item	Part No.	Qty.	Description Of Part	Item	Part No.	Qty.	Description Of Part
	7738-4599	1	CONTROL VALVE ASSY, (includes all items)	17	7738-4557	1	CONNECTOR KIT
	7738-4552	1	SOLENOID KIT, (includes items 10 thru 15)	18	7738-4558	1	ORIFICE PLATE
1	7738-4214	1	DOWEL PIN	19	7738-4559	1	SNAP RING
2	7738-4215	1	ORIFICE PLUG	20	7738-4245	1	DUMP VALVE PLUG
3	7738-4216	1	GASKET	21	7738-4601	1	O-RING
4	7738-4312	4	SOCKET HD CAPSCREW	22	7738-4244	1	DUMP VALVE SPRING
5	7738-4218	12	FLAT WASHER	23	9020-1223	1	DUMP VALVE
6	7738-4410	1	SOCKET HD CAPSCREW	24	7738-4243	1	ACCUMULATOR PISTON
7	7738-4313	7	SOCKET HD CAPSCREW	25	7738-4314	1	REGULATOR SPRING, OUTER
8	7738-4553	6	PIPE PLUG	26	7738-4315	1	REGULATOR SPRING, INNER
9	7738-4220	1	BODY	27	7738-4241	1	WASHER
10		6	STOP NUT	28	7738-4560	1	SPOOL ASSY
11	7738-3600	6	COIL & PIN ASSY	29	7738-4240	1	SPRING SHIM
12		6	CORE ASSY	30	9020-1230	1	O-RING
13		6	O-RING	31	7738-4238	1	PLUG
14		6	SOLENOID SPRING	32	7738-4561	1	BALL
15		6	SOLENOID PLUNGER ASSY				NOTE: ONLY ITEMS WITH PART NUMBERS ARE AVAILABLE FOR SERVICE.
16	7738-4229	1	PLUG				

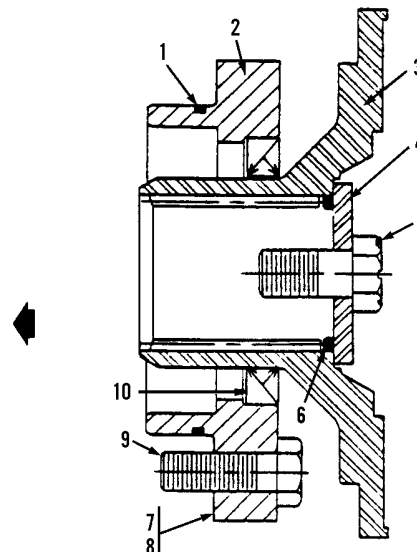
Item	Part No.	Qty.	Description Of Part
1	7738-4317	1	INPUT SHAFT
2	7738-4318	1	BEARING CONE
3	7738-4319	1	BEARING CUP
4	7738-4320	1	BEARING CONE
5	7738-4321	1	BEARING CUP

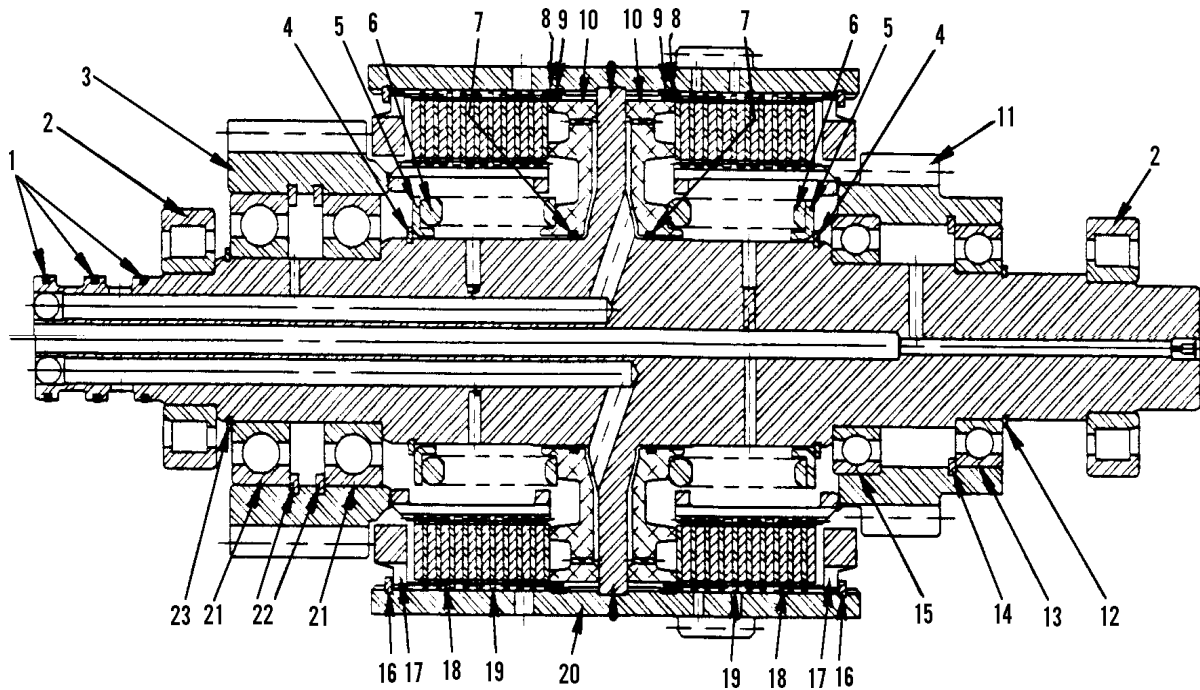
* - Removed assembly number.



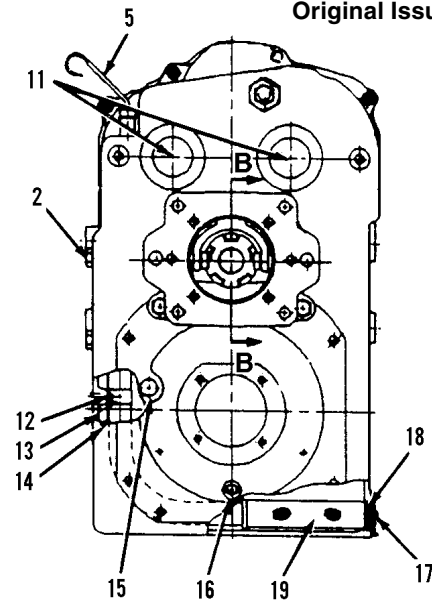
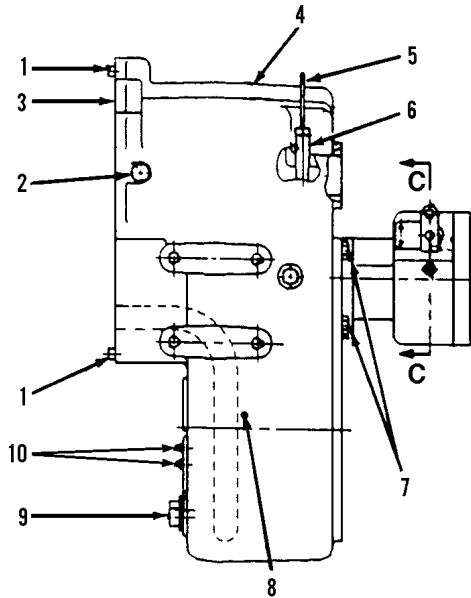
Item	Part No.	Qty.	Description Of Part
	7738-4322	1	COMPANION FLANGE GROUP ASSY, (includes all items)
1	7738-4323	1	INPUT SHAFT COMPANION FLANGE
2	7738-4137	1	YOKE WASHER
3	7738-4569	1	PLACE BOLT
4	7738-4324	1	SHIM PACK, (includes item 5)
5	7738-4325	2	SHIM, (.002 thick)
	7738-4326	2	SHIM, (.003 thick)
	7738-4327	2	SHIM, (.005 thick)
	7738-4328	2	SHIM, (.010 thick)
	7738-4329	2	SHIM, (.020 thick)
6	7738-4602	1	O-RING

Item	Part No.	Qty.	Description Of Part
1	7738-4148	1	O-RING
2	7738-4149	1	BEARING RETAINER
3	7738-4150	1	OUTPUT SHAFT COMPANION FLANGE
4	7738-4137	1	YOKE WASHER
5	7738-4569	1	PLACE BOLT
6	7738-4603	1	O-RING
7	7738-4153	1	SHIM PACK, (includes item 8)
8	7738-4154	3	SHIM, (.020 thick)
	7738-4155	3	SHIM, (.005 thick)
	7738-4156	4	SHIM, (.007 thick)
9	7738-4070	4	HEX HD CAPSCREW
10	9040-1487	1	OIL SEAL



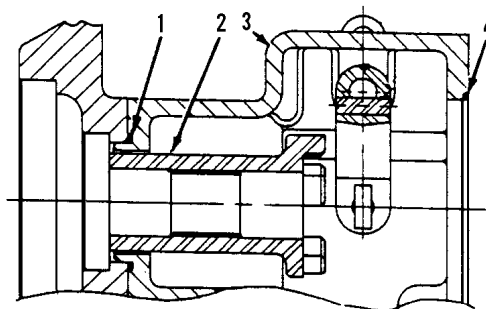


Item	Part No.	Qty.	Description Of Part
	7738-4570	1	FIRST CLUTCH ASSY, (includes all items)
1	7738-4571	3	SEAL RING
2	9020-1496	2	BEARING
3	7738-4104	1	FIRST GEAR ASSY
4	7738-4105	2	RETAINING RING
5	7738-4106	2	SPRING RETAINER
6	7738-4107	2	CLUTCH RETURN SPRING
7	7738-4108	2	O-RING
8	7738-4109	2	BACK-UP RING
9	7738-4110	2	LIP SEAL RING
10	7738-4111	2	CLUTCH PISTON
11	7738-4112	1	FIRST GEAR ASSY
12	7738-4113	1	EXTERNAL SNAP RING
13	7738-4409	1	BEARING
14	7738-4114	1	SNAP RING
15	7738-4572	1	BEARING
16	7738-4116	2	SNAP RING
17	7738-4573	2	CLUTCH PLATE RETAINER
18	7738-4118	20	CLUTCH PLATE
19	9020-1179	20	CLUTCH SEPARATOR PLATE
20	7738-4119	1	FIRST CLUTCH SHAFT ASSY
21	7738-4120	2	BEARING
22	7738-4121	2	SNAP RING
23	7738-4122	1	SNAP RING

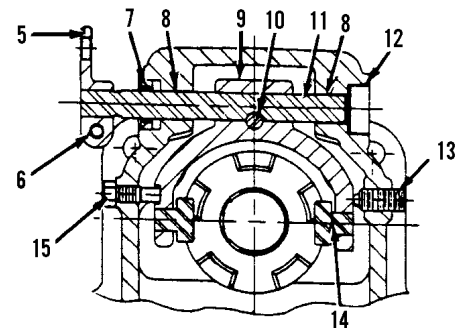


Item	Part No.	Qty.	Description Of Part
1	7738-4171	2	LOCATING BUSHING
2	7738-4182	2	HEX HD CAPSCREW
3	7738-4574	1	GASKET
4	7738-4173	1	MAIN CASE
5	7738-4174	1	DIPSTICK
6	7738-4175	1	DIPSTICK TUBE
7	7738-4176	4	HEX HD CAPSCREW
8	9020-1239	1	BALL
9	7738-4604	2	PIPE PLUG
10	8697-4053	2	PIPE PLUG

Item	Part No.	Qty.	Description Of Part
11	7738-4181	2	EXPANSION PLUG
12	7738-4185	1	HEX HD CAPSCREW
13	7738-4186	1	TUBE CLAMP
14	7738-4187	1	SUCTION TUBE
15	7738-4188	1	EXPANSION PLUG
16	7738-4074	1	PIPE PLUG
17	7738-4190	1	SUCTION SCREEN GROUP, (includes items 18 & 19)
18	7738-4192	1	GASKET
19	7738-4191	1	SUCTION SCREEN



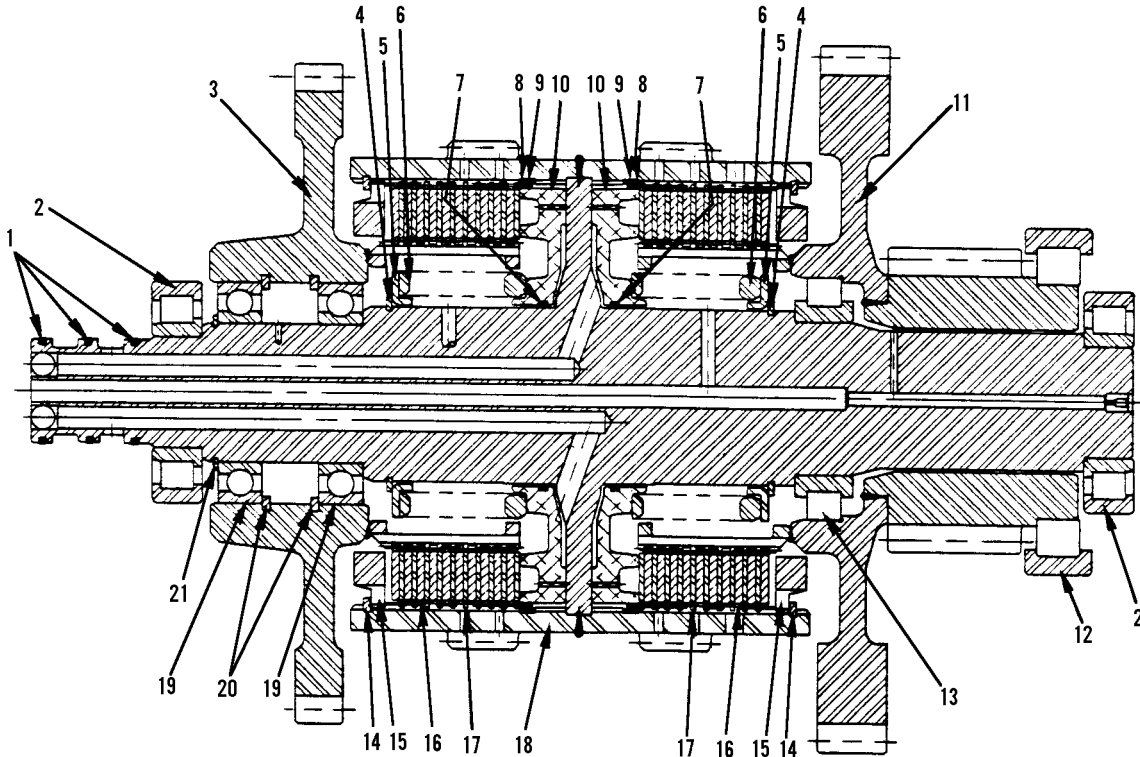
SECTION B-B



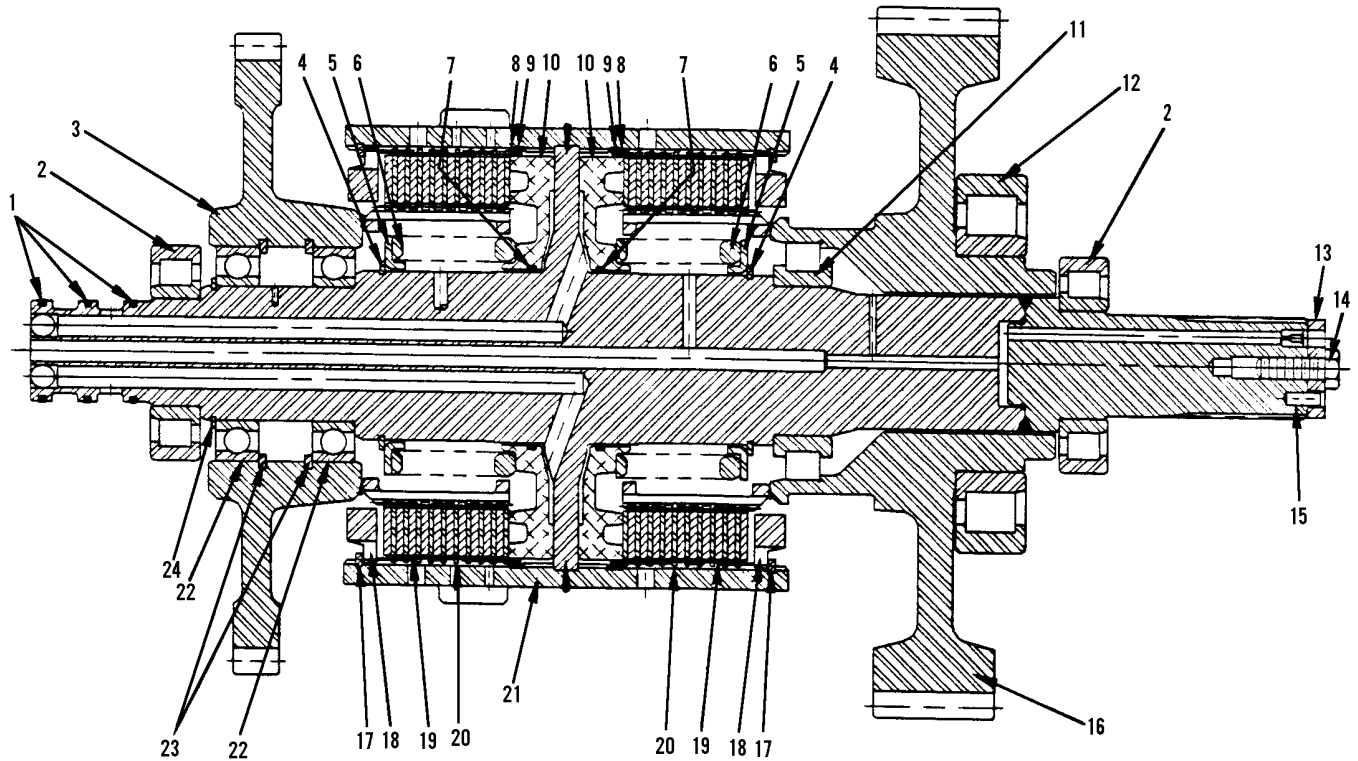
SECTION C-C

Item	Part No.	Qty.	Description Of Part
1	7738-4157	1	O-RING
2	7738-4158	1	SHAFT ADAPTER
3	7738-4159	1	INPUT HOUSING
4	7738-4160	1	O-RING
5	7738-4161	1	SHIFTER ARM
6	8820-1022	1	HEX HD CAPSCREW, 5/16-18X1-1/2, GR5
7	9020-1236	1	OIL SEAL

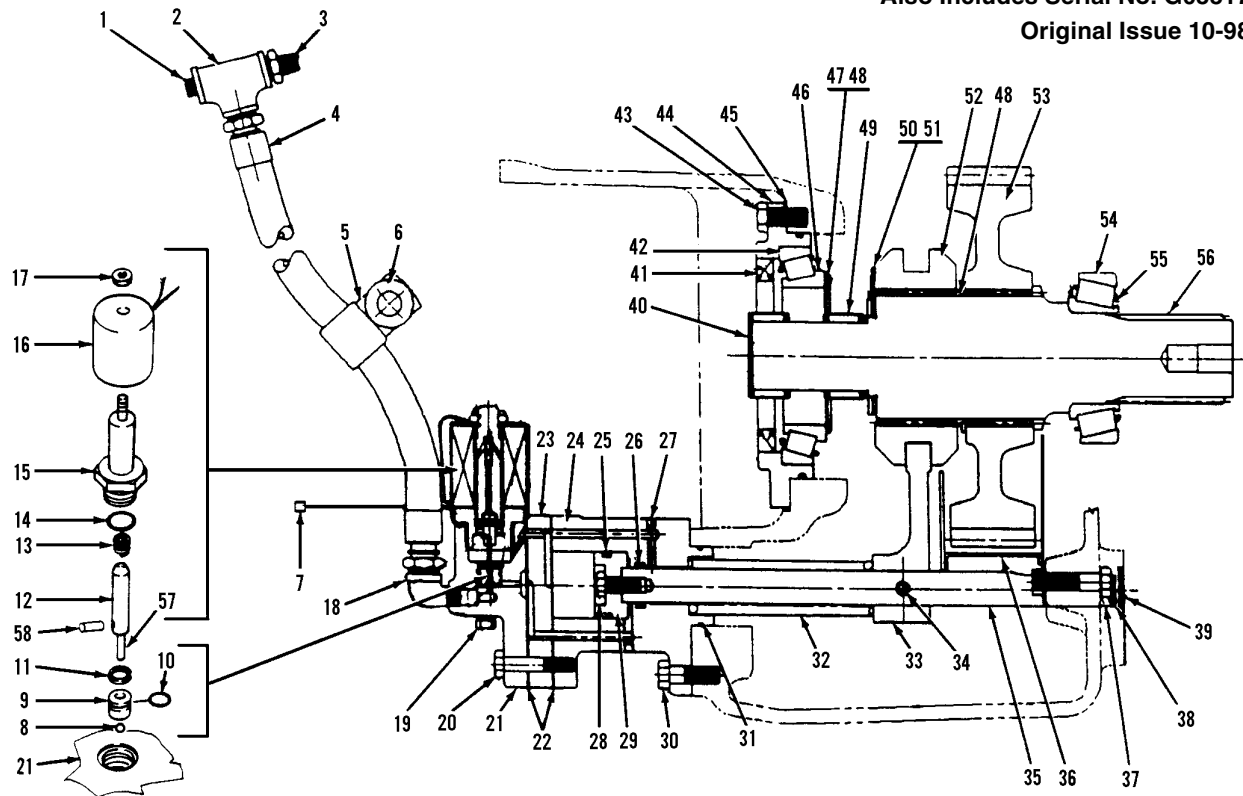
Item	Part No.	Qty.	Description Of Part
8	7738-4162	2	BUSHING
9	7738-4163	1	SHIFT FORK
10	7738-4164	1	DOWEL PIN
11	7738-4165	1	SHIFTER SHAFT
12	7738-4166	1	CUP PLUG
13	7738-4167	1	SPRING PLUNGER
14	7738-4168	2	DISCONNECT FORK
15	7738-4575	1	FORK STOP BOLT



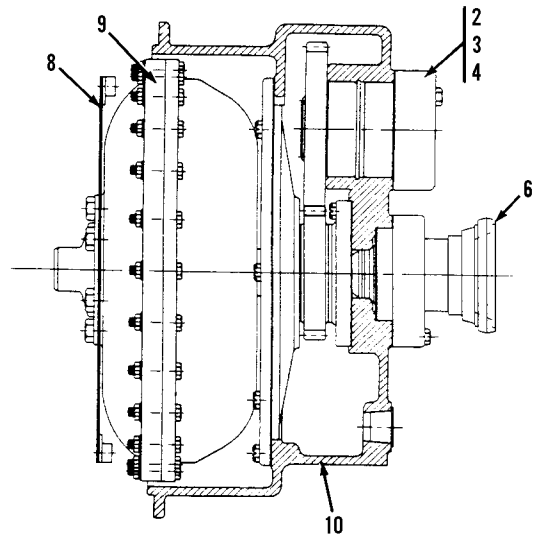
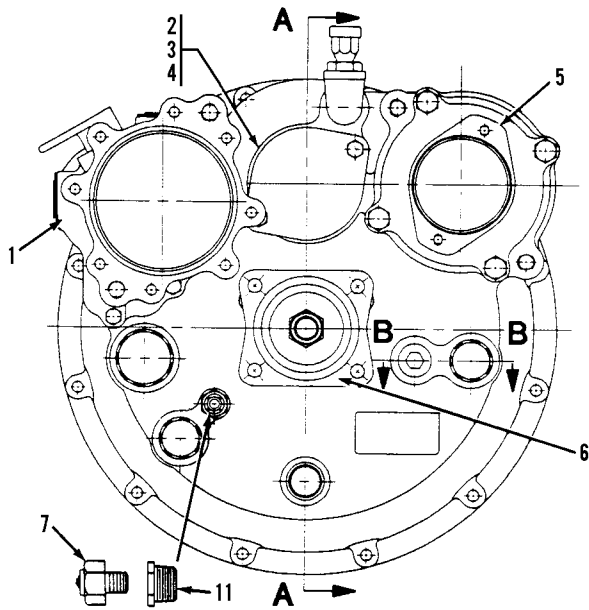
Item	Part No.	Qty.	Description Of Part	Item	Part No.	Qty.	Description Of Part
	7738-4123	1	SECOND CLUTCH ASSY, (includes all items)	11	7738-4125	1	SECOND GEAR ASSY
1	7738-4571	3	SEAL RING	12	7738-4576	1	ROLLER BEARING
2	9020-1496	2	BEARING	13	7738-4127	1	BEARING
3	7738-4124	1	SECOND GEAR ASSY	14	7738-4116	2	SNAP RING
4	7738-4105	2	RETAINING RING	15	7738-4573	2	CLUTCH PLATE RETAINER
5	7738-4106	2	SPRING RETAINER	16	7738-4118	20	CLUTCH PLATE
6	7738-4107	2	CLUTCH RETURN SPRING	17	9020-1179	20	CLUTCH SEPARATOR PLATE
7	7738-4108	2	O-RING	18	7738-4128	1	SECOND CLUTCH SHAFT ASSY
8	7738-4109	2	BACK-UP RING	19	7738-4115	2	BEARING
9	7738-4110	2	LIP SEAL RING	20	7738-4129	2	SNAP RING
10	7738-4111	2	CLUTCH PISTON	21	7738-4122	1	SNAP RING



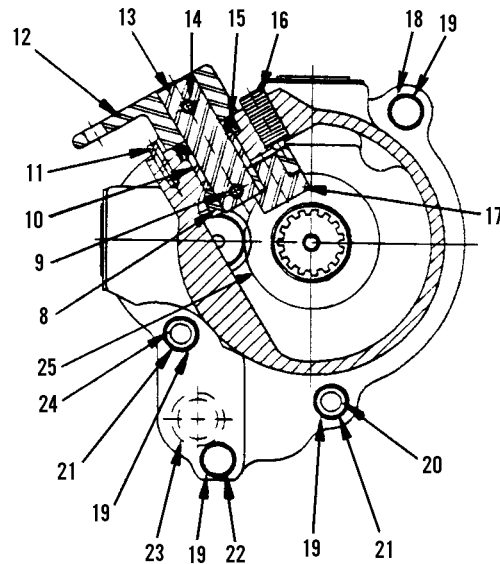
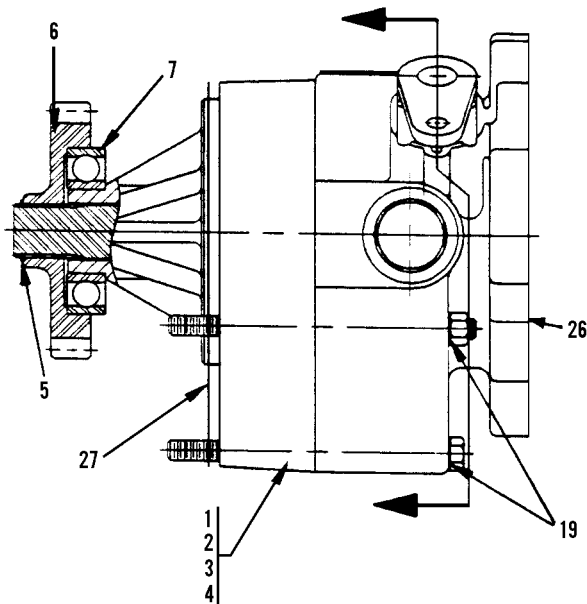
Item	Part No.	Qty.	Description Of Part	Item	Part No.	Qty.	Description Of Part
	7738-4130	1	THIRD CLUTCH ASSY, (includes all items)	12	7738-4132	1	BEARING
1	7738-4571	3	SEAL RING	13	7738-4133	1	WASHER
2	9020-1496	2	BEARING	14	7738-4092	1	HEX HDC CAPSCREW
3	7738-4131	1	THIRD GEAR ASSY	15	7738-4134	1	ROLL PIN
4	7738-4105	2	RETAINING RING	16	7738-4135	1	THIRD GEAR ASSY
5	7738-4106	2	SPRING RETAINER	17	7738-4116	2	SNAP RING
6	7738-4107	2	CLUTCH RETURN SPRING	18	7738-4573	2	CLUTCH PLATE RETAINER
7	7738-4108	2	O-RING	19	7738-4118	20	CLUTCH PLATE
8	7738-4109	2	BACK-UP RING	20	9020-1179	20	CLUTCH SEPARATOR PLATE
9	7738-4110	2	LIP SEAL RING	21	7738-4136	1	THIRD STAGE SHAFT ASSY
10	7738-4111	2	CLUTCH PISTON	22	7738-4115	2	BEARING
11	7738-4127	1	BEARING	23	7738-4129	2	SNAP RING
				24	7738-4122	1	SNAP RING



Item	Part No.	Qty.	Description Of Part	Item	Part No.	Qty.	Description Of Part
	7738-4600	1	OUTPUT SHAFT & DISCONNECT GROUP, (includes all items except 7)	28	7738-4360	1	HEX HD CAPSCREW
	7738-4508	1	SOLENOID KIT, (includes items 12 thru 17, 57, 58)	29	7738-4610	1	PISTON
1	7738-4074	1	PLUG	30	7738-4358	2	HEX HD CAPSCREW
2	7738-4332	1	TEE	31	7738-4357	1	O-RING
3	7738-4333	1	NIPPLE	32	7738-4356	1	SPRING
4	7738-4334	1	HOSE ASSY	33	7738-4354	1	SHIFT FORK
5	7738-4335	1	HOSE CLAMP	34	7738-4353	1	PIN
6	7738-4566	1	WASHER	35	7738-4352	1	SHIFT SHAFT
7	7716-3239	1	MALE SPADE TERMINAL	36	7738-4351	1	BAFFLE ASSY
8	7738-4364	1	BALL	37	9020-1440	2	BAFFLE WASHER
9	7738-4365	1	BALL SEAT	38	7738-4151	2	HEX HD CAPSCREW, BAFFLE
10	7738-4336	1	O-RING	39	7738-4188	1	EXPANSION PLUG, SHIFT SHAFT
11	7738-4366	1	SNAP RING	40	7738-4339	1	NEEDLE BEARING, CLOSED
12	7738-4556	1	SOLENOID PLUNGER ASSY	41	7738-4340	1	OIL SEAL
13	7738-4231	1	SOLENOID SPRING	42	7738-4341	1	BEARING CUP
14	7738-4234	1	O-RING	43	7738-4090	6	HEX HD CAPSCREW
15	7738-4555	1	CORE ASSY, 7/16-20 THREAD-TOP	44	7738-4342	1	BEARING RETAINER
16	7738-3600	1	COIL & PIN ASSY	45	7738-4142	1	O-RING
17	7738-4554	1	STOP NUT, 7/16-20	46	7738-4343	1	BEARING CONE
18	7738-4368	1	ELBOW	47	7738-4344	1	SNAP RING RETAINER
19	7738-4553	1	PLUG	48	7738-4147	2	SNAP RING
20	7738-4391	2	HEX HD CAPSCREW	49	7738-4345	1	NEEDLE BEARING
21	7738-4565	1	SOLENOID CAP	50	7738-4346	1	THRUST RACE
22	7738-4605	2	GASKET	51	7738-4347	1	THRUST BEARING
23	7738-4606	1	PLATE	52	7738-4348	1	SHIFT COLLAR
24	7738-4607	1	CYLINDER HOUSING	53	7738-4349	1	OUTPUT SHAFT GEAR
25	7738-4608	1	QUAD RING, LARGE	54	7738-4143	1	BEARING CUP
26	7738-4609	1	QUAD RING, SMALL	55	7738-4144	1	BEARING CONE
27	7738-4338	1	BALL	56	7738-4350	1	OUTPUT SHAFT
				57	7738-4564	1	PIN ASSY
				58	7738-4235	1	ROLL PIN

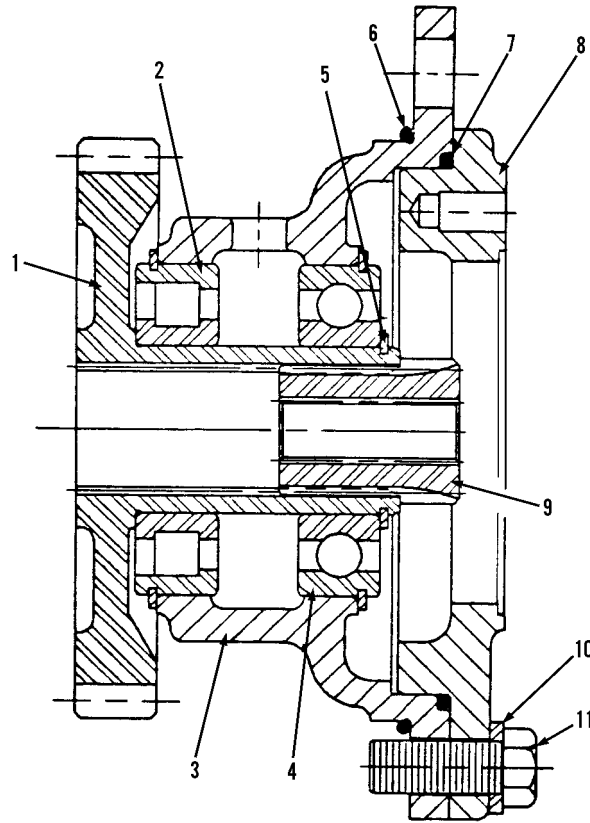


Item	Part No.	Qty.	Description Of Part
1	7738-3163	1	TORQUE CONVERTER ASSY, (includes all items)
		Ref	CHARGE PUMP ASSY, (see page UN3-46 for details)
2	7738-4369	1	COVER PLATE
3	7738-4370	1	GASKET
4	7738-4371	2	HEX HD CAPSCREW
5		Ref	PUMP ADAPTER ASSY, (see page UN3-47 for details)
6	7738-4372	1	YOKE
7	7738-3022	1	OIL TEMPERATURE SENDER
8		Ref	DRIVE PLATE ASSY, (see page UN3-48 for details)
9		Ref	TORQUE CONVERTER ASSY, (see page UN3-48 for details)
10		Ref	PTO HOUSING ASSY, (see page UN3-49 for details)
11	8871-1385	1	REDUCING BUSHING, 1/2X1/8

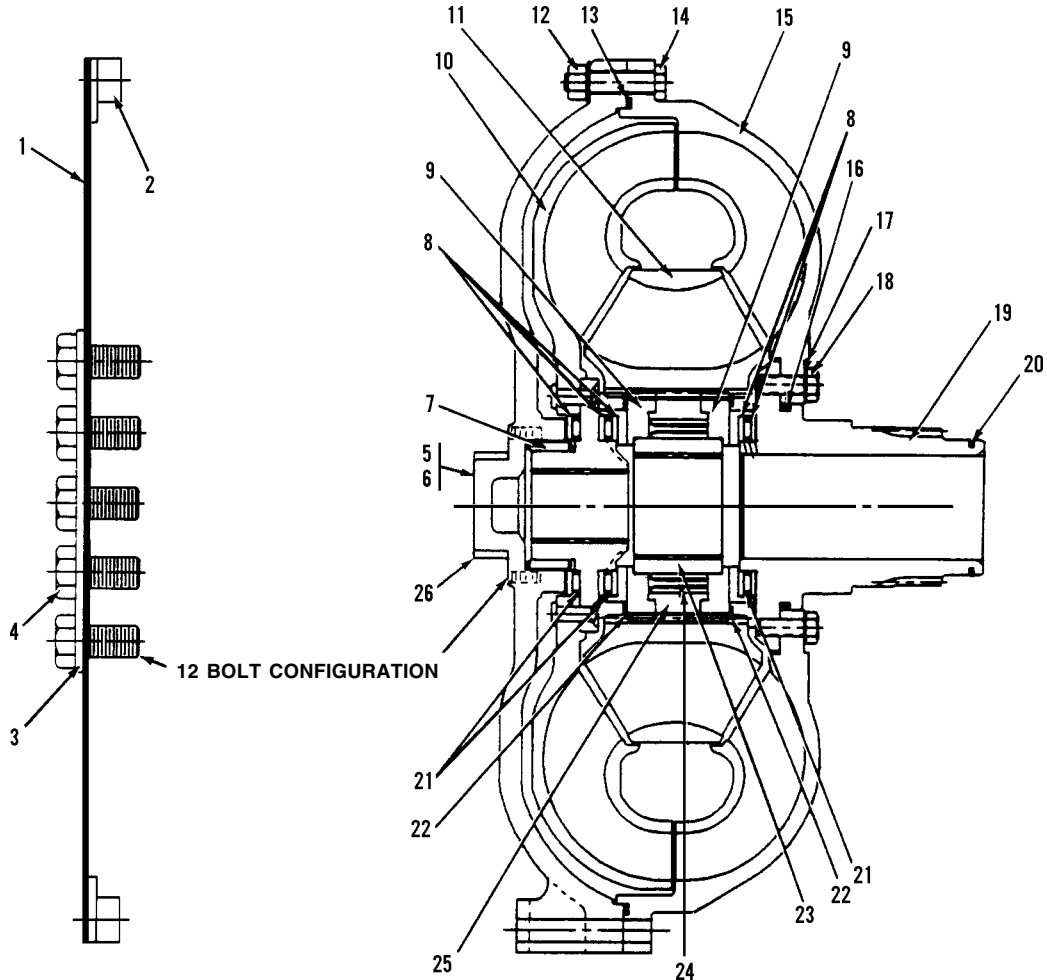


NOTE: ITEM 7, 7738-4779 BEARING, IS REPLACED BY 7738-4770 KIT WHICH INCLUDES ITEMS 7, 23 & 27.

Item	Part No.	Qty.	Description Of Part	Item	Part No.	Qty.	Description Of Part
1	7738-4193	1	CHARGE PUMP ASSY, (includes items 1 thru 16)	13	7738-4203	1	DISCONNECT SHAFT
	7738-4770	1	CHARGE PUMP SERVICE KIT, (includes items 7, 23 & 27)	14	7738-4204	1	ROLL PIN
	7738-4194	1	CHARGE PUMP ASSY, (includes items 2, 3, 4)	15	7738-4206	1	OIL SEAL
				16	8822-1276	1	SOCKET SET SCREW, (FLAT POINT), 1/2-13X1/2
2	7738-4526	1	DRIVE GEAR & SHAFT SET	17	7738-4168	1	DISCONNECT FORK
3	7738-4527	1	O-RING	18	7738-4205	1	HEX HD CAPSCREW
4	7738-4528	1	RETAINER RING	19	7738-4207	4	STAR WASHER
5	7738-4195	1	SNAP RING	20	7738-4208	1	STUD
6	7738-4196	1	GEAR	21	7738-4209	2	HEX NUT
7	7738-4779	1	BEARING	22	7738-4210	1	HEX HD CAPSCREW
8	7738-4198	1	DETENT SHIFT BLOCK	23	7738-4211	1	O-RING
9	7738-4199	1	ROLL PIN	24	7738-4212	1	STUD
10	7738-4200	1	BEARING	25	7738-4213	1	DISCONNECT SLEEVE
11	7738-4201	1	ROLL PIN	26	9020-1159	1	O-RING
12	7738-4202	1	SHIFT ARM	27	7738-4579	1	GASKET

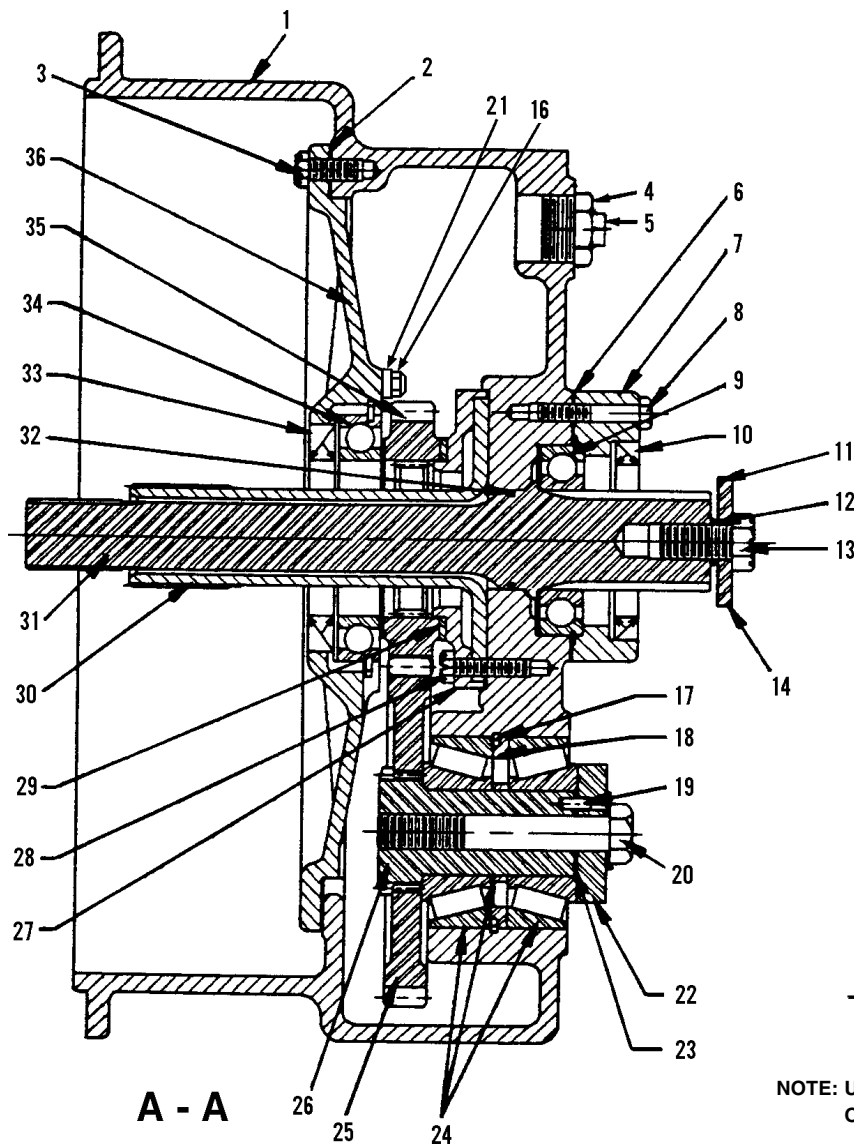


Item	Part No.	Qty.	Description Of Part
	7738-4374	1	PUMP ADAPTER GROUP, (includes all items)
	7738-4375	1	ADAPTER ASSY, (includes items 1 thru 5)
1	7738-4376	1	AUXILIARY PUMP GEAR
2	7738-4377	1	ROLLER BEARING
3	7738-4378	1	PUMP ADAPTER
4	9020-1157	1	BALL BEARING
5	7738-4380	1	SNAP RING
6	9020-1160	1	O-RING
7	7738-4160	1	O-RING
8	7738-4381	1	PLATE ADAPTER
9	7738-4382	1	ADAPTER SLEEVE
10	8697-4063	4	LOCK WASHER
11	7738-4070	4	HEX HD CAPSCREW

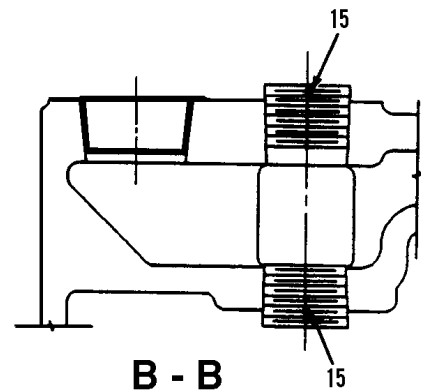


Item	Part No.	Qty.	Description Of Part
	7738-4491	1	DRIVE PLATE GROUP ASSY, (includes items 1 thru 4)
1	7738-4492	3	DRIVE PLATE
2	7738-4493	1	DRIVE PLATE ASSY
3	7738-4494	1	RING
4	7738-4101	12	HEX HD CAPSCREW
5	7738-4495	1	CONVERTER ASSY, (includes items 6 thru 25)
6	7738-4496	1	FRONT COVER
7	7738-4046	1	BEARING
8	7738-4497	5	THRUST WASHER
9	7738-4498	2	CLUTCH RETAINER
10	7738-4499	1	TURBINE ASSY
11	7738-4500	1	CONVERTER STATOR
12	7738-4501	24	HEX NUT

Item	Part No.	Qty.	Description Of Part
13	9020-1123	1	O-RING GASKET
14	7738-4502	24	HEX HD CAPSCREW
15	7738-4052	1	CONVERTER IMPELLER
16	9021-4001	1	O-RING
17	9020-1440	1	LOCK WASHER
18	7738-4054	12	HEX HD CAPSCREW
19	7738-4503	1	IMPELLER HUB
20	7738-4056	1	SEAL RING
21	9020-1459	3	NEEDLE THRUST BEARING
22	9020-4504	2	INTERNAL RETAINING RING
23	7738-4059	1	INNER CLUTCH RACE
24	9020-1446	1	SPRAG CLUTCH ASSY
25	7738-4505	1	OUTER CLUTCH RACE
26	7738-3415	1	PILOT BUSHING, (1.815" LONG)

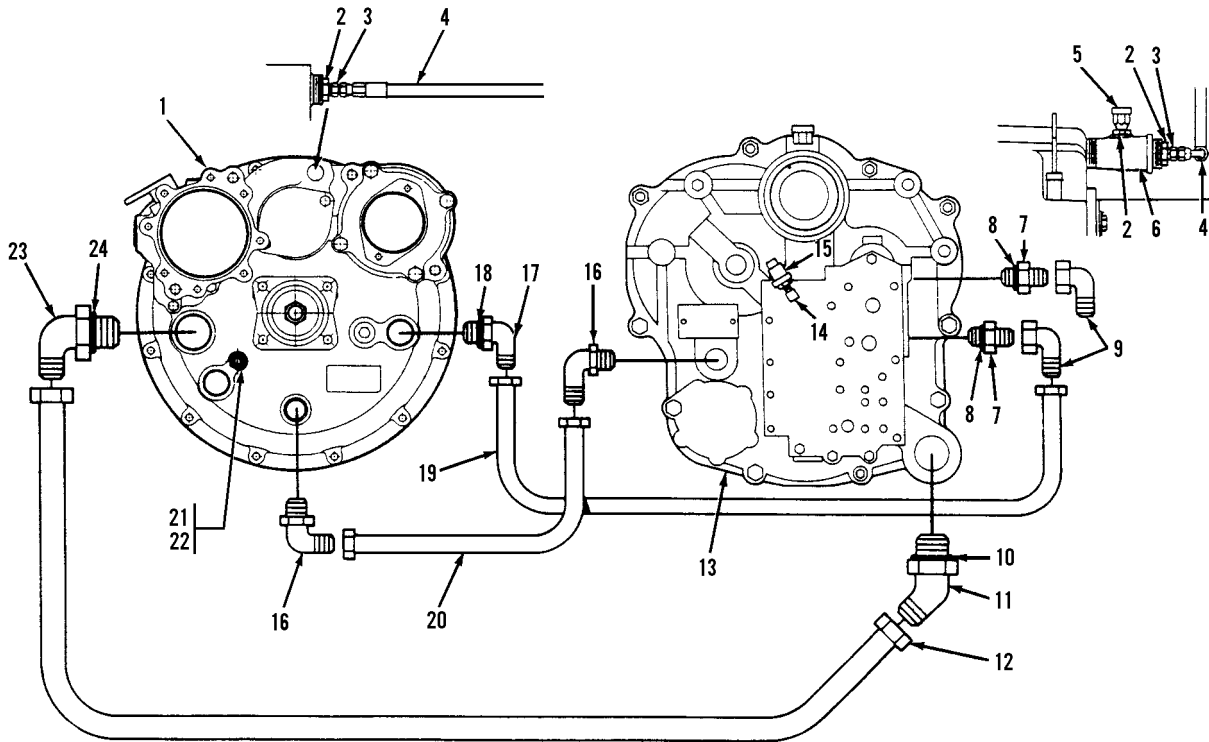


NOTE: ITEM 34, 7738-4778 BEARING, IS REPLACED BY 7738-4771 KIT WHICH INCLUDES ITEMS 16, 21, 34 & 36.



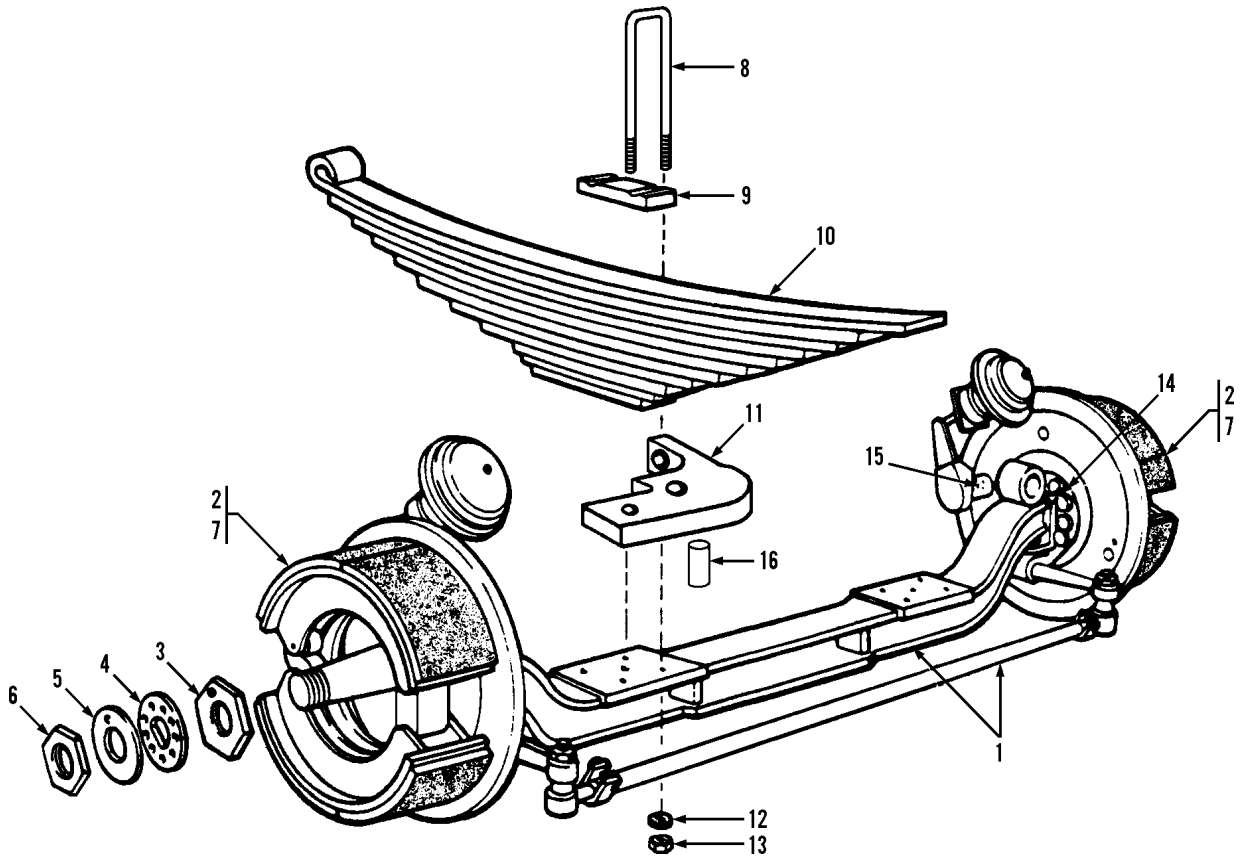
NOTE: USE A GOOD GRADE OF LOCTITE ON CAPSCREW (item 20) THREADS.

Item	Part No.	Qty.	Description Of Part	Item	Part No.	Qty.	Description Of Part
	7738-4383	1	PTO HOUSING GROUP, (includes all items)	17	7738-4397	1	SNAP RING
	7738-4771	1	SERVICE KIT, (includes items 16, 21, 34 & 36)	18	7738-4398	1	BEARING SPACER
1	7738-4384	1	CONVERTER HOUSING	19	7738-4083	1	SPIRAL PIN
2	1440-4173	AR	SILICONE SEALANT	20	7738-4399	1	HEX HDCAPSCREW
3	7738-4090	7	PLACE BOLT	21	7738-4776	4	BEARING CLIP
4		1	REDUCING BUSHING	22	7738-4401	1	WASHER
5		1	PIPE PLUG	23	7738-4402	1	SHIMPACK
6	7738-4389	1	BEARING RETAINER GASKET	24	7738-4403	1	BEARING ASSY
7	7738-4390	1	BEARING RETAINER	25	7738-4081	1	IDLER GEAR
8	7738-4391	3	HEX HDCAPSCREW	26	7738-4404	1	IDLER SHAFT
9	7738-4392	1	BALL BEARING	27	7738-4405	1	COVER PLATE
10	7738-4393	1	OIL SEAL	28	7738-4363	6	PLACE BOLT
11	7738-4394	1	WASHER GASKET	29	7738-4079	1	THRUST WASHER
12	7738-4395	1	O-RING	30	7738-4078	1	STATOR SUPPORT TUBE
13	7738-4569	1	HEX HDCAPSCREW	31	7738-4407	1	TURBINE SHAFT
14	7738-4137	1	YOKE WASHER	32	7738-4408	1	SEAL RING
15	7738-4074	2	PIPE PLUG	33	7738-4095	1	OIL SEAL
16	7738-4775	4	HEX HDCAPSCREW	34	7738-4778	1	BALL BEARING
				35	7738-4093	1	IMPELLER HUB GEAR
				36	7738-4777	1	BEARING RETAINER



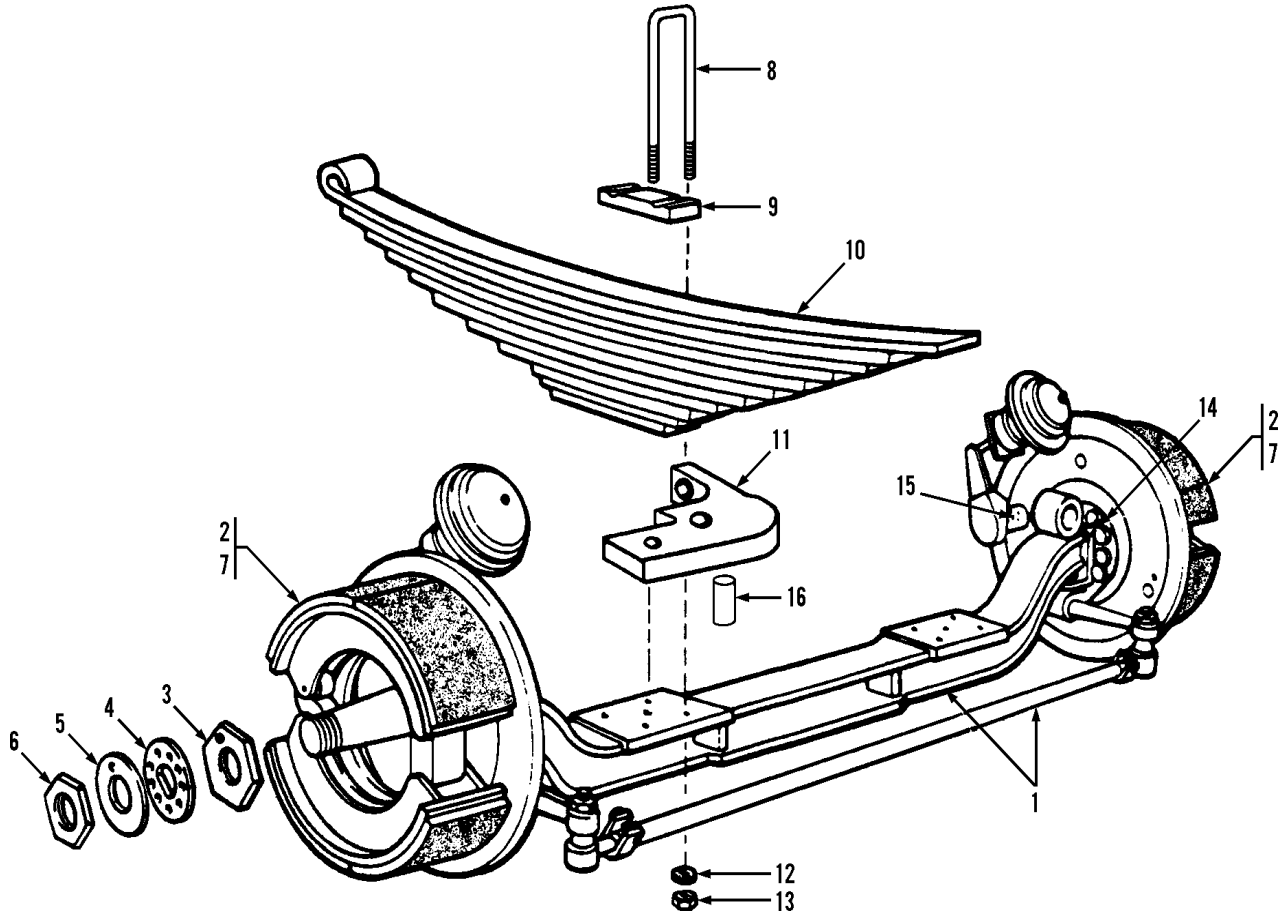
Item	Part No.	Qty.	Description Of Part
1		Ref	TORQUE CONVERTER ASSY, (see page UN3-45 for details)
2	8871-1398	3	REDUCING BUSHING, 3/8X1-1/4
3	8874-3013	2	MALE ADAPTER, 3/8X3/8 TUBE
4	8471-7769	1	HOSE ASSY
5	7738-4075	1	BREATHER
6	8871-1145	1	STREET TEE, 1-1/4
7	8866-2010	2	CONNECTOR, (includes item 8)
8	8859-1209	2	O-RING
9	8866-2124	2	ELBOW, 45 DEGREES, (swivel nut)
10	8859-1211	1	O-RING
11	8866-2091	1	ELBOW, 45 DEGREES, (includes item 10)
12	8471-7452	1	HOSE ASSY

Item	Part No.	Qty.	Description Of Part
13		Ref	TRANSMISSION ASSY, (see page UN3-36 for details)
14	8871-2011	1	ELBOW, 90 DEGREES, 1/8
15	7738-3023	1	CONVERTER PRESSURE SENDER
16	8866-1121	2	MALE ELBOW, 90 DEGREES
17	8866-2333	1	ELBOW, 90 DEGREES
18	8859-1211	1	O-RING
19	8471-7052	1	HOSE ASSY
20	8471-6861	1	HOSE ASSY
21	8871-1385	1	REDUCING BUSHING, 1/2X1/8
22	7738-3760	1	CONVERTER TEMPERATURE SENDER
23	8866-2069	1	ELBOW, 90 DEGREES, (includes item 24)
24	8859-1209	1	O-RING



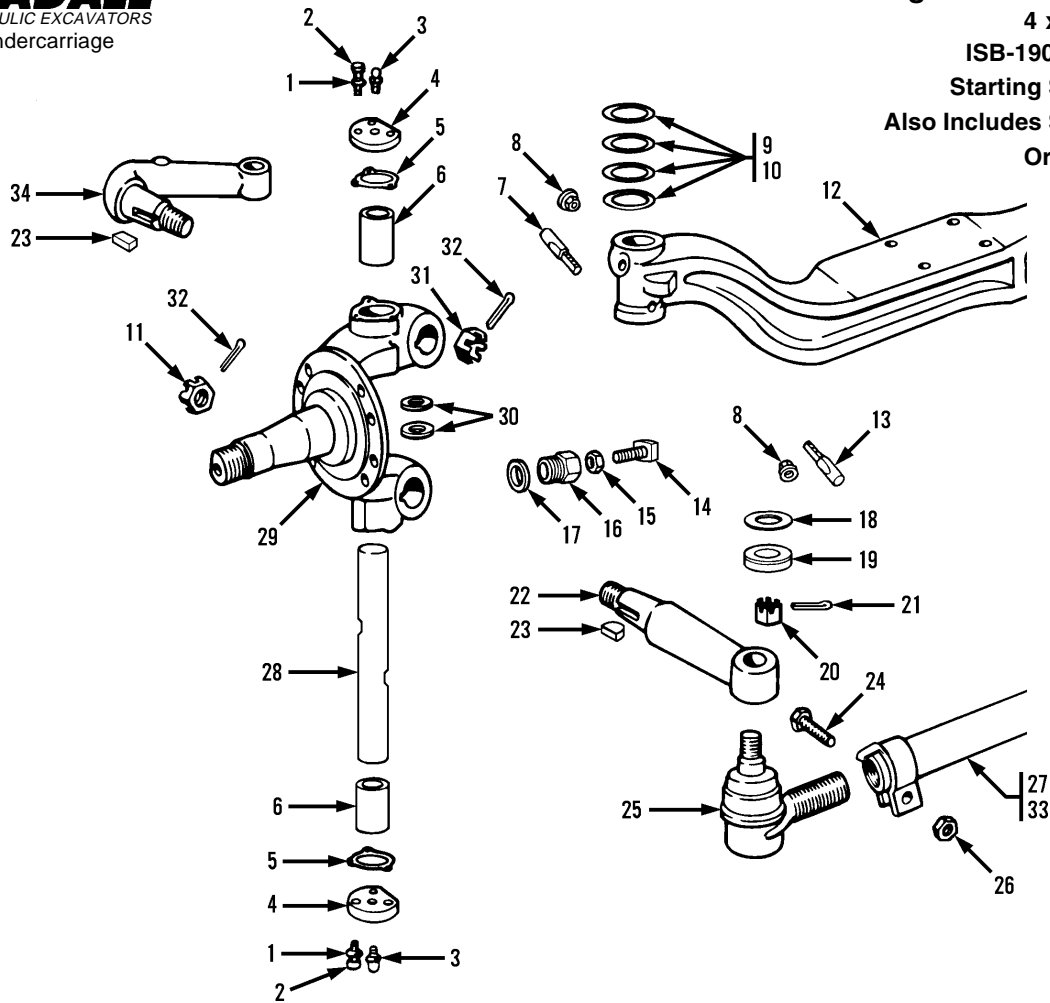
Item	Part No.	Qty.	Description Of Part	Item	Part No.	Qty.	Description Of Part
	7737-5276	1	FRONT AXLE ASSEMBLY, (w/SPOKE WHEELS), (includes all items)	7		Ref	WHEEL & DRUM ASSY, (see page UN4-4 for details)
*	7737-3046	1	FRONT AXLE ASSY, (includes items 1 thru 6)	8	8668-1356	4	SPRING CLIP
	8068-4202	1	WHEEL BEARING NUT KIT, (includes items 3 thru 6)	9	8668-3039	2	CLIP SEAT
1		Ref	STEERING KNUCKLE & AXLE BEAM, (see page UN4-2 for details)	10		Ref	SPRING ASSY, (see page UN4-6 for details)
2		Ref	BRAKE SHOE ASSY, (see page UN4-3 for details)	11	8068-1045	2	SPRING SEAT
3	8348-1437	2	INNER BEARING NUT	12	8668-1572	8	FLAT WASHER
4	8307-1586	2	LOCKWASHER	13	7738-3580	8	HEX HIGH NUT, (lubricate and torque to 335-365 ft. lbs.)
5	8307-1587	2	FLAT WASHER	14	8867-1022	4	LUBE FITTING, 90 DEGREES, 1/8
6	8307-1585	2	OUTER BEARING NUT	15	8867-1018	2	LUBE FITTING, 45 DEGREES, 1/8
				16	8698-1645	2	DOWEL PIN

* - Revised inclusion note on 7737-3046, front axle assy.



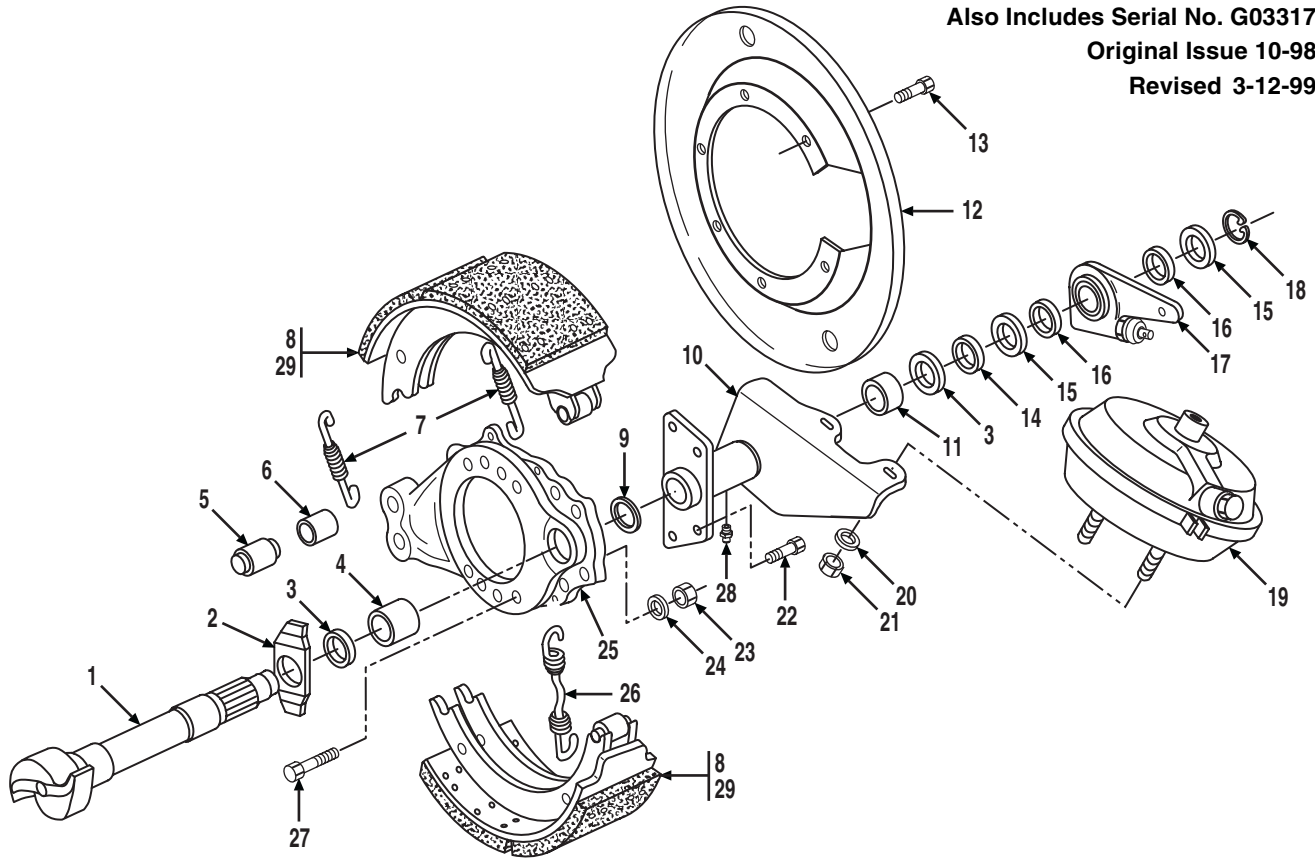
Item	Part No.	Qty.	Description Of Part	Item	Part No.	Qty.	Description Of Part
	7737-5277	1	FRONT AXLE ASSEMBLY, (w/DISC WHEELS), (includes all items)	7		Ref	WHEEL & DRUM ASSY, (see page UN4-5 for details)
*	7737-3046	1	FRONT AXLE ASSY, (includes items 1 thru 6)	8	8668-1356	4	SPRING CLIP
	8068-4202	1	WHEEL BEARING NUT KIT, (includes items 3 thru 6)	9	8668-3039	2	CLIP SEAT
1		Ref	STEERING KNUCKLE & AXLE BEAM, (see page UN4-2 for details)	10		Ref	SPRING ASSY, (see page UN4-6 for details)
2		Ref	BRAKE SHOE ASSY, (see page UN4-3 for details)	11	8068-1045	2	SPRING SEAT
3	8348-1437	2	INNER BEARING NUT	12	8668-1572	8	FLAT WASHER
4	8307-1586	2	LOCKWASHER	13	7738-3580	8	HEX HIGH NUT, (lubricate and torque to 335-365 ft. lbs.)
5	8307-1587	2	FLAT WASHER	14	8867-1022	4	LUBE FITTING, 90 DEGREES, 1/8
6	8307-1585	2	OUTER BEARING NUT	15	8867-1018	2	LUBE FITTING, 45 DEGREES, 1/8
				16	8698-1645	2	DOWEL PIN

* - Revised inclusion note on 7737-3046, front axle assy.



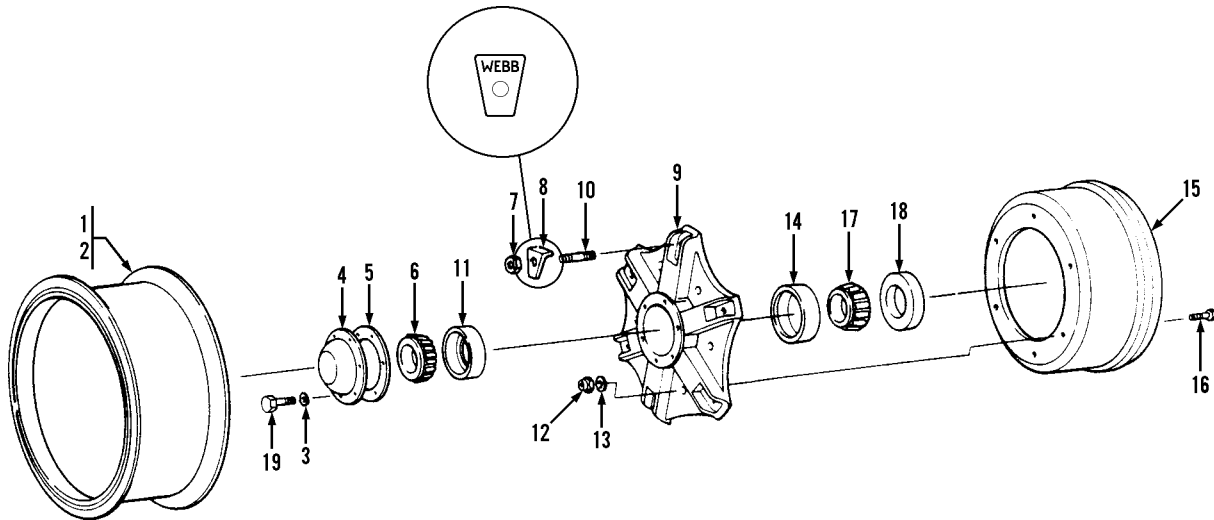
Item	Part No.	Qty.	Description Of Part	Item	Part No.	Qty.	Description Of Part
*	7738-4831	1	KING PIN KIT, (includes items 1 thru 9, 13, 18, 19, 28 & 30)	24		1	CAPSCREW
1	7737-4013	6	FLAT WASHER	25	8688-1411	1	TIE ROD END ASSY, L.H., (includes item 20)
2	7737-4014	6	CAPSCREW		8688-1413	1	TIE ROD END ASSY, R.H., (includes item 20)
3	8368-4981	2	GREASE FITTING	26		1	NUT
*4	8038-4103	2	CAP	27	7737-4028	1	TIE ROD & CLAMP ASSY, (includes items 24 & 26)
5	8688-1418	2	GASKET	*28	8038-4105	1	KNUCKLE PIN
6	8368-4369	1	BUSHING	*29	8068-4200	1	STEERING KNUCKLE ASSY, L.H., (includes item 6)
7	7737-4015	1	KEY, (upper)		7737-4031	1	STEERING KNUCKLE ASSY, R.H., (includes item 6)
8	8688-1425	2	NUT	30	8688-1426	2	OIL SEAL ASSY
9	8688-1428	1	SHIM	31	8308-1132	1	NUT
	8688-1427	1	SHIM	32	8698-4034	2	COTTER
10	7737-4016	2	SHIM	33	7737-4032	1	TIE ROD & END ASSY, (includes items 25 & 27)
11	8309-1206	1	NUT	34	7737-4017	1	STEERING ARM
12	7737-4018	1	AXLE CENTER				NOTE: ONLY ITEMS WITH PART NUMBERS ARE AVAILABLE FOR SERVICE.
13	8688-1431	1	KEY, (lower)				NOTE: QUANTITIES SHOWN ARE FOR ONE WHEEL END ONLY.
14	7737-4019	1	STOP SCREW				
15	7737-4020	1	NUT				
16	7737-4021	1	ADAPTER				
17	7737-4022	1	HARDENED WASHER				
18	7737-4023	1	THRUST BEARING				
19	7737-4024	1	OIL SEAL ASSY				
20		1	NUT				
21	8307-3948	1	COTTER				
22	7737-4025	1	TIE ROD ARM, L.H.				
	7737-4026	1	TIE ROD ARM, R.H.				
23	7737-4027	2	KEY				

* - Revised inclusion note on 7738-4831; changed part numbers on items 4, 28 & 29.



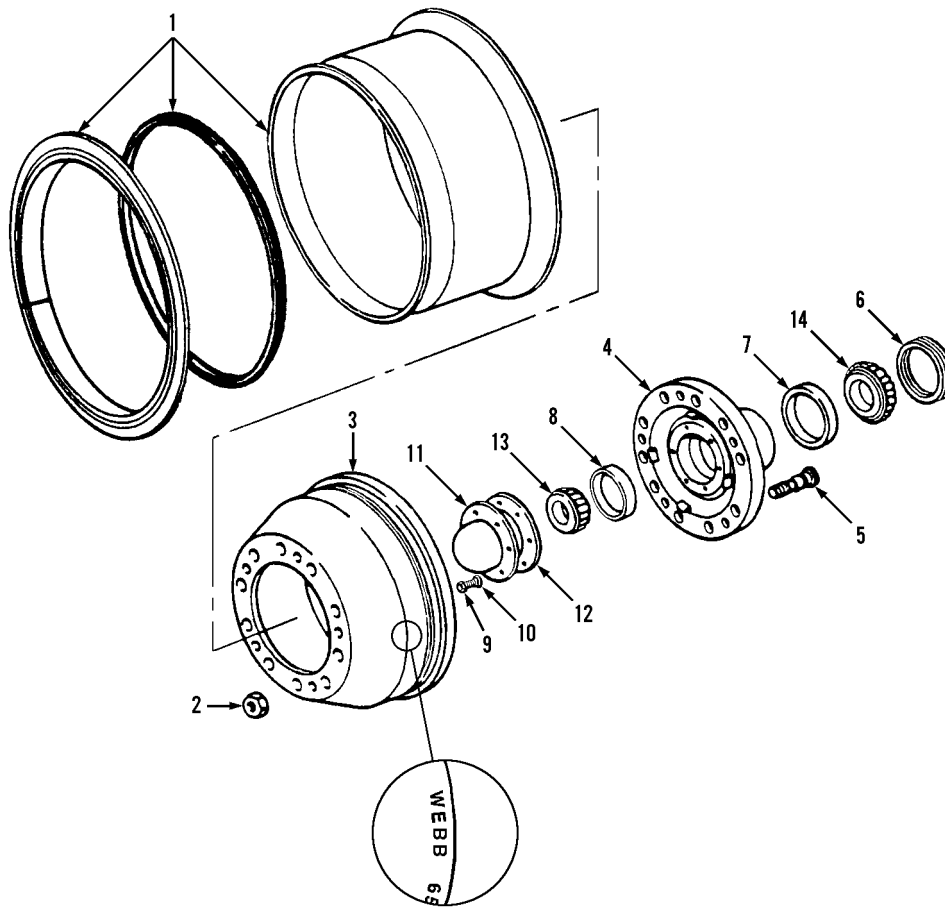
Item	Part No.	Qty.	Description Of Part	Item	Part No.	Qty.	Description Of Part
	7737-4041	1	BRAKE ASSY, L.H., (includes all items except items 17, 19, 20, 21, 23, 24 & 27)	14	8540-3196	1	FLATWASHER
	7737-4042	1	BRAKE ASSY, R.H., (includes all items except items 17, 19, 20, 21, 23, 24 & 27)	15	8068-4164	2	FLATWASHER
	7737-4043	1	LINED SHOES & HARDWARE KIT, (includes items 5, 6, 7 & 26)	16	8068-4165	2	FLATWASHER
	7737-4044	1	HARDWARE KIT, (includes items 5, 6, 7 & 26)	17	8068-4166	1	AUTO SLACK ADJUSTER, L.H.
	8068-4207	1	CAM BUSHING KIT, (includes items 3, 4, & 11)	18	8068-4167	1	AUTO SLACK ADJUSTER, R.H.
1	7737-4003	1	CAMSHAFT, L.H.	19	8698-4005	1	SNAP RING
	7737-4004	1	CAMSHAFT, R.H.	20	7737-4008	1	BRAKE CHAMBER ASSY
2	8068-4171	1	SPECIAL WASHER	21	8368-4545	2	FLATWASHER
3	8540-3197	2	SEAL ASSY	22	7737-4010	2	NUT
4	8068-4170	1	CAM BUSHING	23	7737-4047	4	CAPSCREW
5	8368-3822	2	BRAKE SHOE ANCHOR PIN	24	8348-1440	7	LOCKNUT
6	8368-3832	2	BUSHING	25	8368-3836	14	HARDENED WASHER
7	8068-4088	2	SPRING	26	7737-4048	1	BRAKE SPIDER ASSY, L.H., (includes items 3, 4, 6 & 9)
8	7737-4045	2	BRAKE SHOE LINING & ROLLER ASSY, (includes item 29)	27	7737-4049	1	BRAKE SPIDER ASSY, R.H., (includes items 3, 4, 6 & 9)
9	8540-3198	1	O-RING	28	8698-3442	1	RETURN SPRING
10	7737-4006	1	BRAKE CHAMBER BRACKET ASSY, (includes item 11)	29	7737-4012	7	CAPSCREW
	7737-4046	1	BRAKE CHAMBER BRACKET ASSY, (includes item 11)	28	7737-4038	1	GREASE FITTING
11	8307-1693	1	CAM BUSHING	29	7737-4050	1	BRAKE SHOE ASSY
12	8368-4371	1	DUST SHIELD				NOTE: QUANTITIES SHOWN ARE FOR ONE WHEEL END ONLY.
13	8068-4082	6	CAPSCREW				NOTE: AVAILABLE KITS MAY INCLUDE PARTS WHICH ARE NOT ILLUSTRATED.

* - Supplied current information to page.



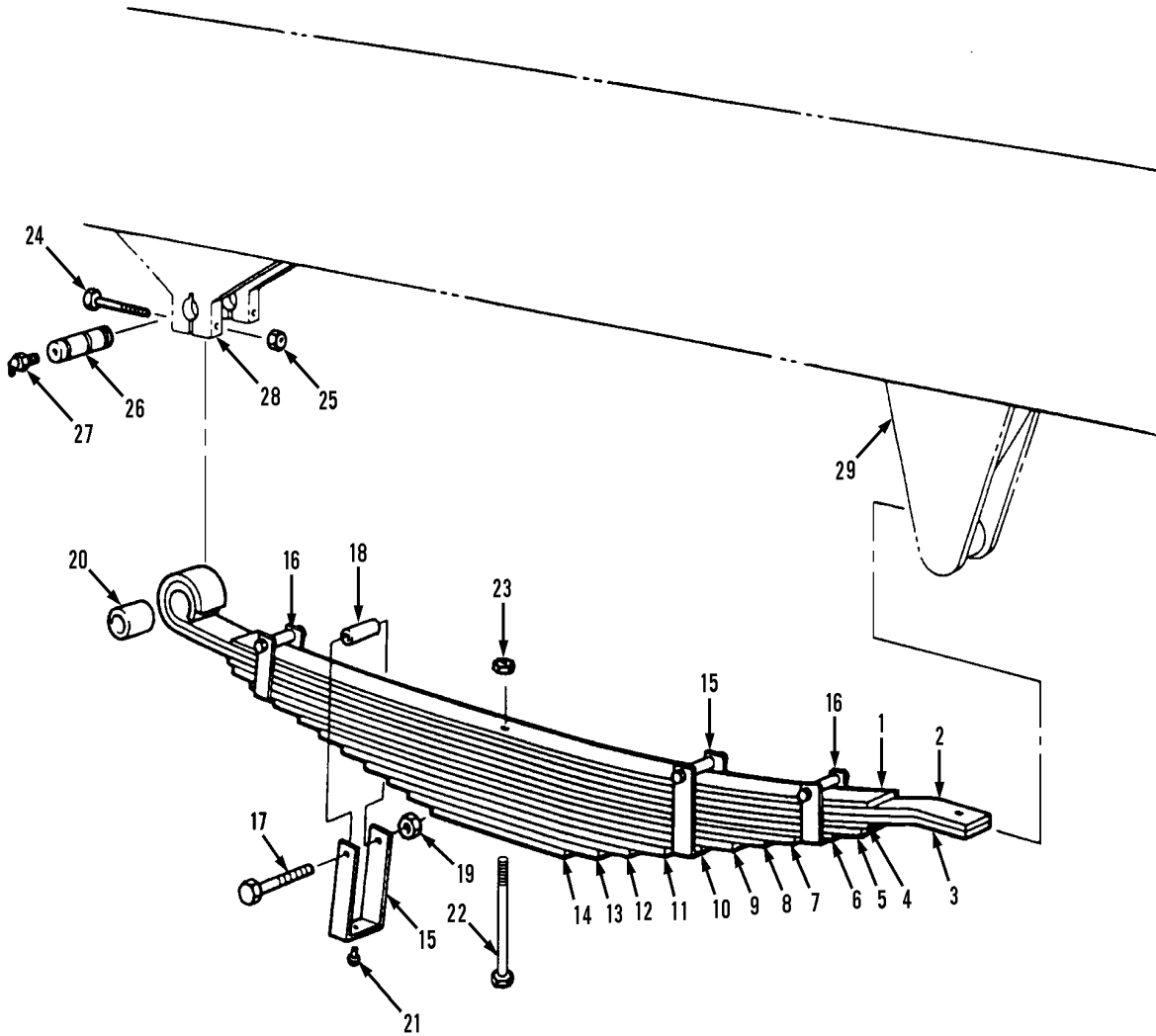
Item	Part No.	Qty.	Description Of Part	Item	Part No.	Qty.	Description Of Part
	8368-5077	1	RIM ASSY, 22.5X12.25, (includes items 1 & 2)	9	7737-4033	1	WHEEL, FRONT 6 SPOKE 20"
	8068-3057	2	WHEEL ASSY, WEBB, (includes items 7 thru 16)	10	8068-3056	6	RIM STUD, 3/4-10
1	8368-3316	1	RIM, 22.5X12.25	11	8307-1500	1	OUTER BEARING CUP
2	7738-3686	1	TIRE, 15:00X22.5, (not illustrated)	12	7737-4035	6	LOCK NUT, 3/4-10, (lubricate and torque to 275-325 ft. lbs.)
3	8855-1010	6	LOCKWASHER, 5/16	13	7737-4036	6	FLAT WASHER, 3/4
4	8688-1605	1	HUB CAP	14	8307-4379	1	INNER BEARING CUP
5	8688-1606	1	GASKET	15	7737-4037	1	DRUM
6	8307-2843	1	OUTER BEARING CONE	16	7737-4034	6	CAPSCREW, 3/4-10X2.25
7	8068-3080	6	WHEEL NUT, 3/4-10, (lubricate and torque to 200 ft. lbs.)	17	8368-3379	1	INNER BEARING CONE
8	8068-3055	6	WHEEL CLAMP	18	8688-3162	1	OIL SEAL
				19	8820-1018	6	HEX HD CAPSCREW, 5/16-18X3/4, GR5

* - Supplied current information to page.



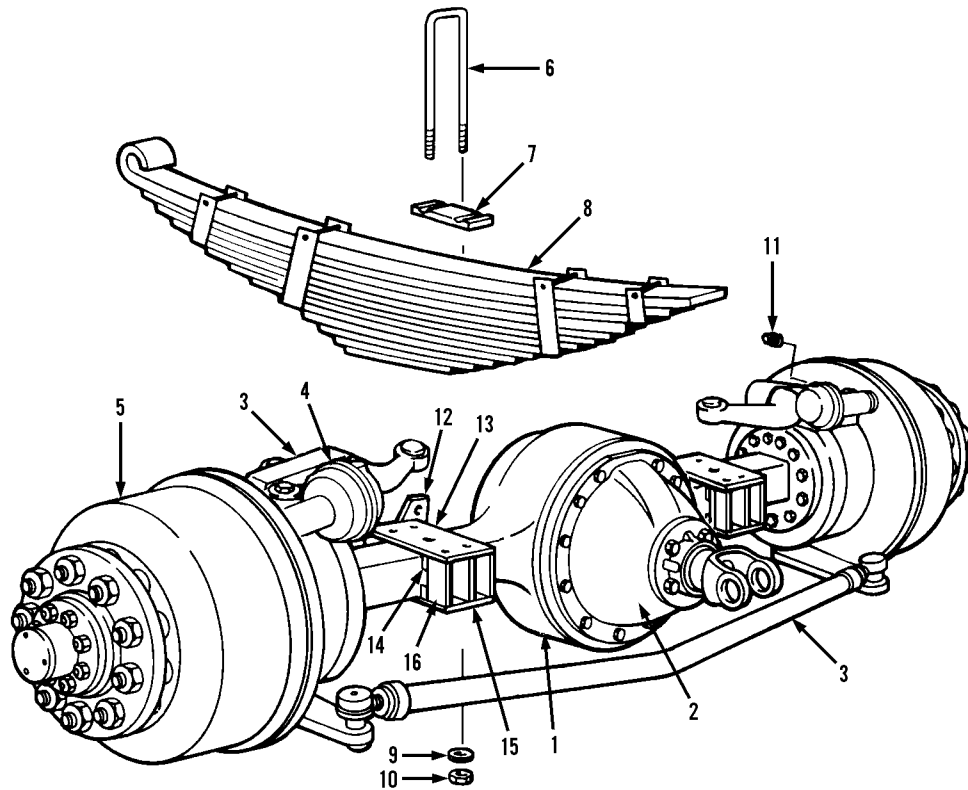
Item	Part No.	Qty.	Description Of Part	Item	Part No.	Qty.	Description Of Part
1	8368-3322	1	HUB & DRUM ASSY, R.H., (includes items 3 thru 8)	5	8368-7075	10	WHEEL STUD, R.H.
	8368-3321	1	HUB & DRUM ASSY, L.H., (includes items 3 thru 8)	6	8368-7076	10	WHEEL STUD, L.H.
	8688-3300	1	RIM ASSY, (for Standard 11:00 X 20 tires)	7	8688-3162	1	OIL SEAL
	8368-3317	1	RIM ASSY, (for Optional 15:00 x 22.5 tires)	8	8307-4379	1	BEARING CUP - INNER
2	8688-1221	10	STUD NUT, R.H.	9	8307-1500	1	BEARING CUP - OUTER
	8688-1220	10	STUD NUT, L.H.	10	8820-1018	6	HEX HD CAPSCREW, 5/16-18X3/4, GR5
3	8368-7073	1	DRUM	11	8855-1010	6	LOCKWASHER, 5/16
4	8368-7074	1	HUB, 10 STUD FRONT	12	8688-1605	1	HUB CAP
				13	8688-1606	1	GASKET
				14	8307-2843	1	OUTER BEARING CONE
					8368-3379	1	INNER BEARING CONE

* - Supplied current information to page.



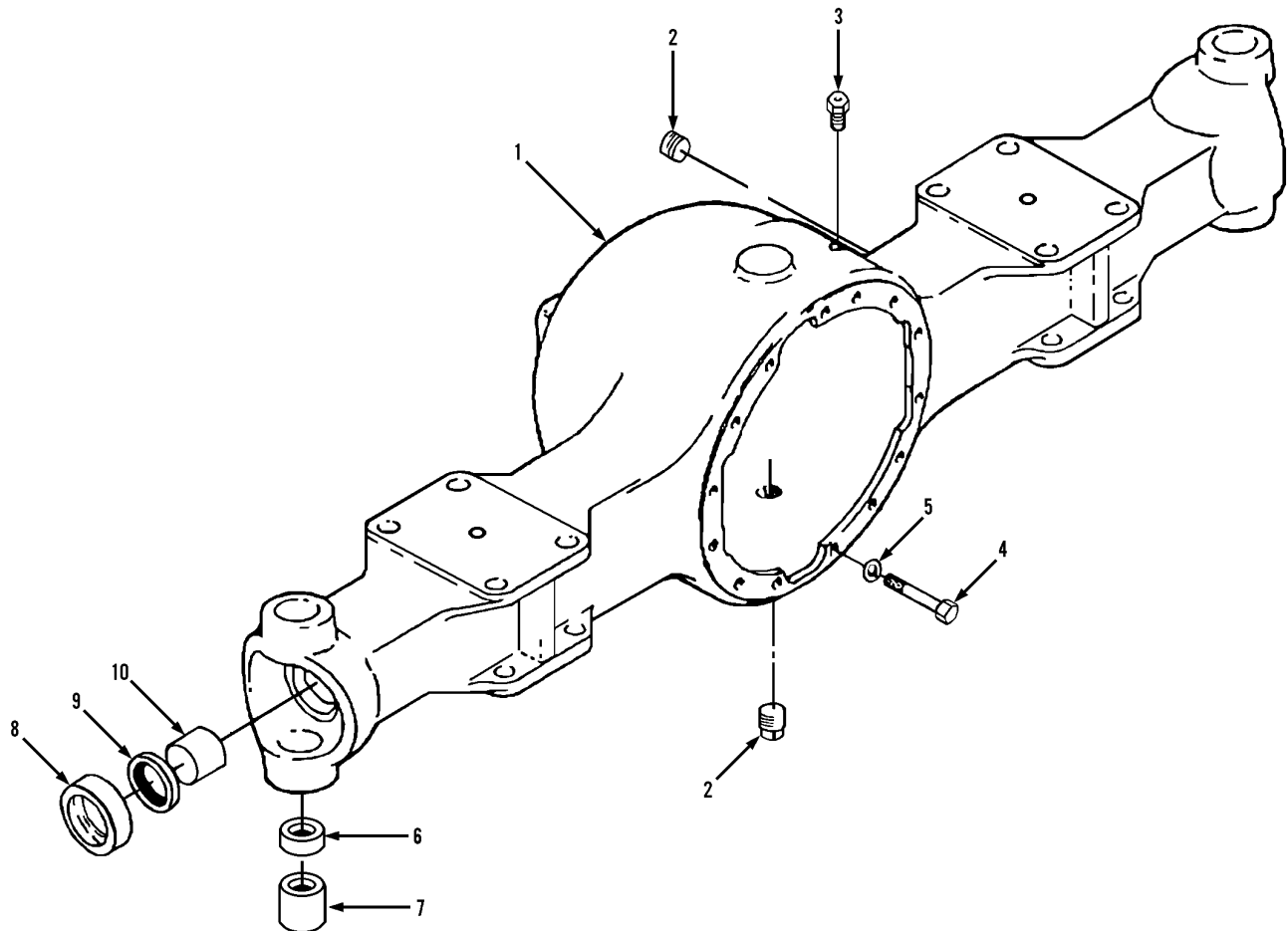
Item	Part No.	Qty.	Description Of Part	Item	Part No.	Qty.	Description Of Part
	7738-3651	2	FRONT SPRING ASSY (includes items 1 thru 23)	15	8368-3857	2	CLAMP
1	8368-3843	1	LEAF #1	16	8368-3858	2	CLAMP
2	7738-3654	1	LEAF #2	17	8368-3859	4	HEX HD CAPSCREW
3	7738-3655	1	LEAF #3	18	8368-3860	4	SPACER
4	8368-3846	1	LEAF #4	19	8368-3861	4	HEX NUT
5	8368-3847	1	LEAF #5	20	8368-3862	1	BUSHING
6	8368-3848	1	LEAF #6	21	8368-3863	2	RIVET
7	8368-3849	1	LEAF #7	22	8368-4012	1	HEX HD CAPSCREW
8	8368-3850	1	LEAF #8	23	8368-4013	1	HEX NUT
9	8368-3851	1	LEAF #9	24	8820-1057	4	HEX HD CAPSCREW, 7/16-14X2-3/4, GR5
10	8368-3852	1	LEAF #10	25	8852-1007	4	HEX LOCKNUT, 7/16-14
11	8368-3853	1	LEAF #11	26	7738-1588	2	PIN
12	8368-3854	1	LEAF #12	27	8867-1022	2	LUBE FITTING, 90 DEGREES, 1/8
13	8368-3855	1	LEAF #13	28	8368-1027	2	MOUNT BRACKET
14	8368-3856	1	LEAF #14	29	8368-6006	1	MOUNT BRACKET

* - Supplied current information to page.



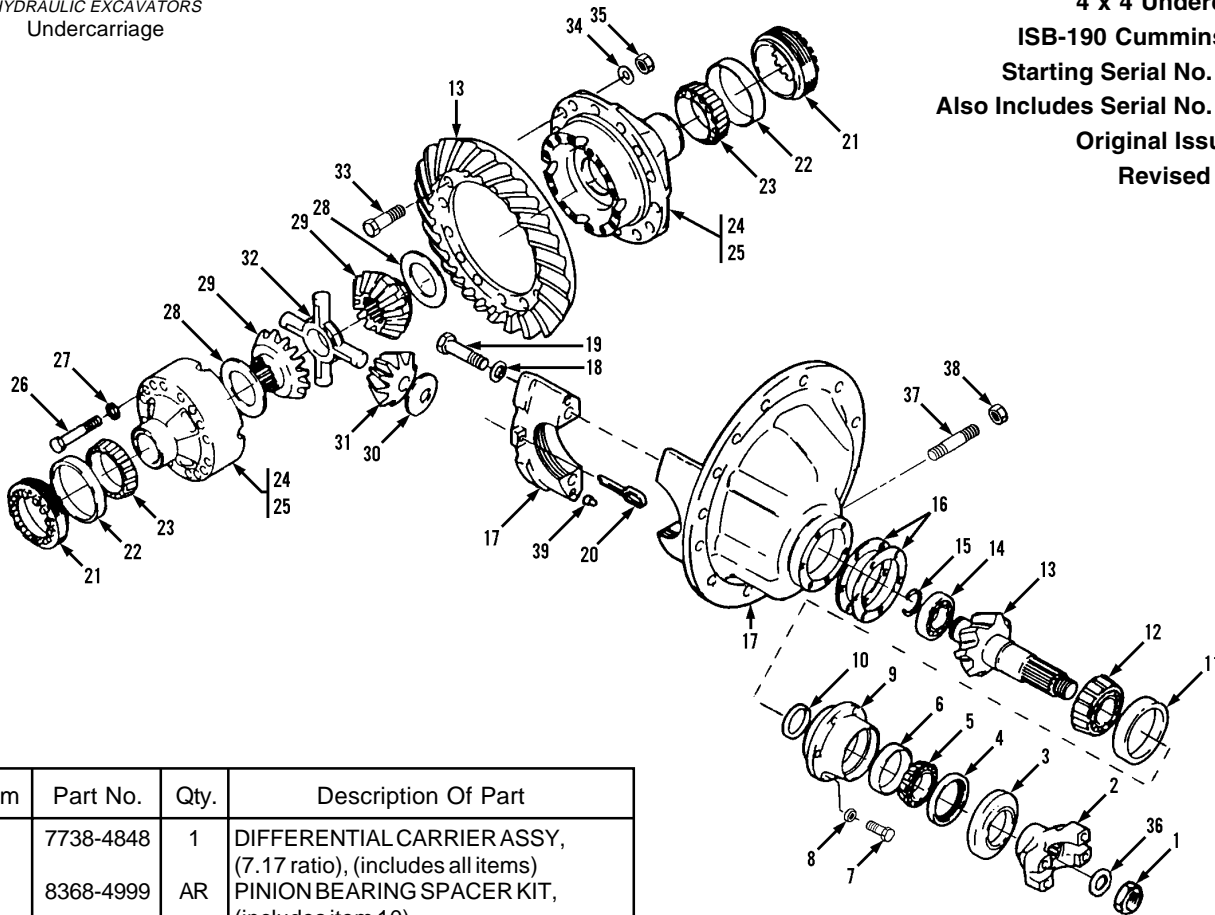
Item	Part No.	Qty.	Description Of Part	Item	Part No.	Qty.	Description Of Part
1	7738-5240	1	FRONT DRIVE AXLE ASSY, (includes all items), (7.17 ratio)	5		2	FRONT DISC WHEELS & RIMS, (see page UN4-12 for details)
	7738-6165	1	FRONT DRIVE AXLE WELDMENT, (includes all items except items 6 thru 11)	6	8348-1475	4	SPRING CLIP
	7738-3955	1	FRONT DRIVE AXLE ASSY, (includes items 1 thru 5)	7	8688-1336	2	CLIP SEAT
		1	HOUSING ASSY, (see page UN4-8 for details)	8	7738-3651	2	SPRING ASSY, (see page UN4-6 for details)
2		1	DIFFERENTIAL CARRIER ASSY, (see page UN4-9 for details)	9	8668-1572	8	FLAT WASHER
3		1	STEERING COMPONENTS, (see page UN4-10 for details)	10	7738-3580	8	HEX HIGH NUT, 3/4-16, (lubricate & torque to 350-365 ft. lbs.)
4		2	FRONT SERVICE BRAKES, (see page UN4-11 for details)	11	8871-1252	2	SQUARE HD PIPE PLUG, 3/8
				12	8368-1844	2	CYLINDER SUPPORT
				13	7738-1636	2	TOP PLATE
				14	7738-1637	8	BAR
				15	7738-1635	2	BOTTOM PLATE
				16	8368-1863	12	SPACER BAR

* - Supplied current information to page.



Item	Part No.	Qty.	Description Of Part
1	8068-4020	1	HOUSING ASSEMBLY, (includes items 8 thru 10)
2	8307-3451	2	MAGNETIC PLUG
3	8307-1503	1	BREATHER
4	8098-4109	8	HEX HD CAPSCREW, (short)
	8068-4021	4	HEX HD CAPSCREW, (short)
5	8308-1182	12	WASHER
6	8368-4939	4	EXPANSION PLUG
7	8068-4023	4	BUSHING
8	8368-4937	2	SEAL ASSY
9	8068-4024	2	THRUST WASHER
10	8368-4935	2	BUSHING

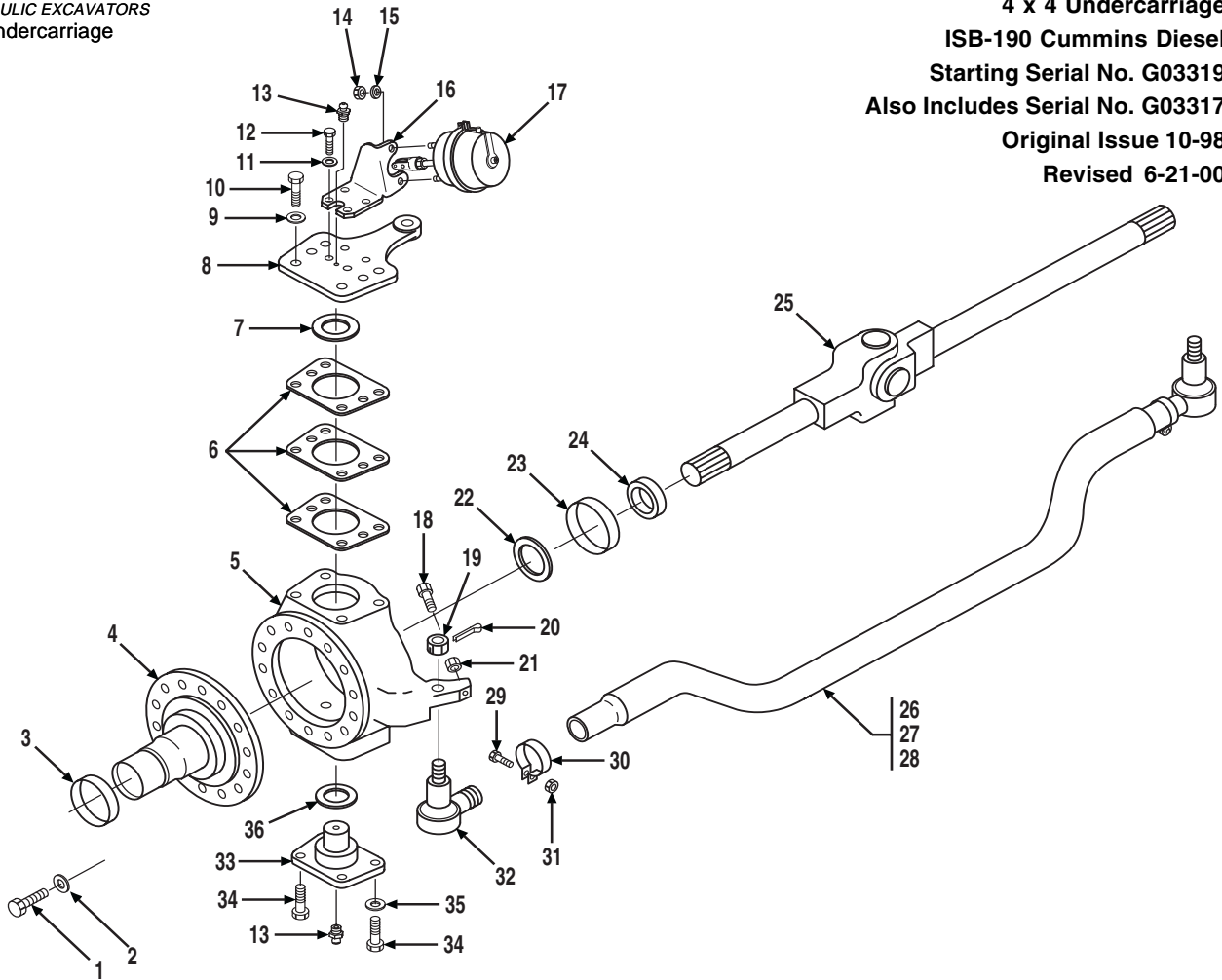
* - Supplied current information to page.



Item	Part No.	Qty.	Description Of Part
	7738-4848	1	DIFFERENTIAL CARRIER ASSY, (7.17 ratio), (includes all items)
	8368-4999	AR	PINION BEARING SPACER KIT, (includes item 10)
	8368-7001	AR	DIFFERENTIAL CASE TO GEAR BOLT KIT, (includes items 33, 34 & 35)
	7738-4849	AR	HARDWARE KIT, (includes item 16)
	8068-4026	AR	DIFFERENTIAL KIT, (includes items 28 thru 32)
1	8098-4185	1	DRIVE PINION NUT
2	7738-4850	1	INPUT YOKE ASSY, (includes item 3)
3	7720-4058	1	DEFLECTOR
4	7738-4018	1	OIL SEAL
5	8364-1094	1	OUTER BEARING CONE
6	7710-4306	1	OUTER BEARING CUP
7	7738-4642	8	HEX HD CAPSCREW
8	8068-4040	8	FLAT WASHER
9	8068-4030	1	PINION BEARING CAGE ASSY, (includes items 6 & 11)
10		AR	SPACER, (0.344 thick)
		AR	SPACER, (0.345 thick)
		AR	SPACER, (0.346 thick)
		AR	SPACER, (0.347 thick)
		AR	SPACER, (0.348 thick)
		AR	SPACER, (0.354 thick)
		AR	SPACER, (0.358 thick)
		AR	SPACER, (0.359 thick)
		AR	SPACER, (0.360 thick)
		AR	SPACER, (0.361 thick)
		AR	SPACER, (0.362 thick)
11	8309-1306	1	INNER BEARING CUP
12	7720-4028	1	INNER BEARING CONE
13	8068-4104	1	DRIVE GEAR & PINION SET, (includes item 1), (7.17 ratio)
14	8348-3557	1	BEARING
15	8348-3558	1	SNAP RING

Item	Part No.	Qty.	Description Of Part
16		AR	SHIM, (.003 thick)
		AR	SHIM, (.005 thick)
		AR	SHIM, (.010 thick)
		AR	SHIM, (.020 thick)
17	8068-4036	1	DIFFERENTIAL CARRIER & CAP ASSY, (includes items 18, 19 & 39)
18	8368-7009	4	FLAT WASHER
19	8368-7010	4	HEX HD CAPSCREW
20	9108-4100	2	LOCK PIN
21	8368-7012	2	BEARING ADJUSTER RING
22	9020-2500	2	DIFFERENTIAL BEARING CUP
23	9020-2501	2	DIFFERENTIAL CONE
24	8068-4037	1	DIFFERENTIAL CASE & NEST ASSY, (includes items 25 thru 32)
25	8068-4038	1	DIFFERENTIAL CASE ASSY, (includes items 26 & 27)
26	8068-4039	16	HEX HD CAPSCREW
27	8068-4040	16	FLAT WASHER
28	8068-4041	2	THRUST WASHER
29	8068-4042	2	SIDE GEAR
30	8348-3418	4	PINION THRUST WASHER
31	8068-4043	4	PINION GEAR
32	8068-4044	1	DIFFERENTIAL SPIDER
33	8068-4045	12	HEX HD CAPSCREW
34	8308-1183	12	FLAT WASHER
35	8068-4046	12	HEX NUT
36	8688-1678	1	WASHER
37	8068-4047	1	THRUST SCREW
38	8068-4048	1	JAM NUT
39	8098-4183	4	BALL

* - Supplied current information to page.

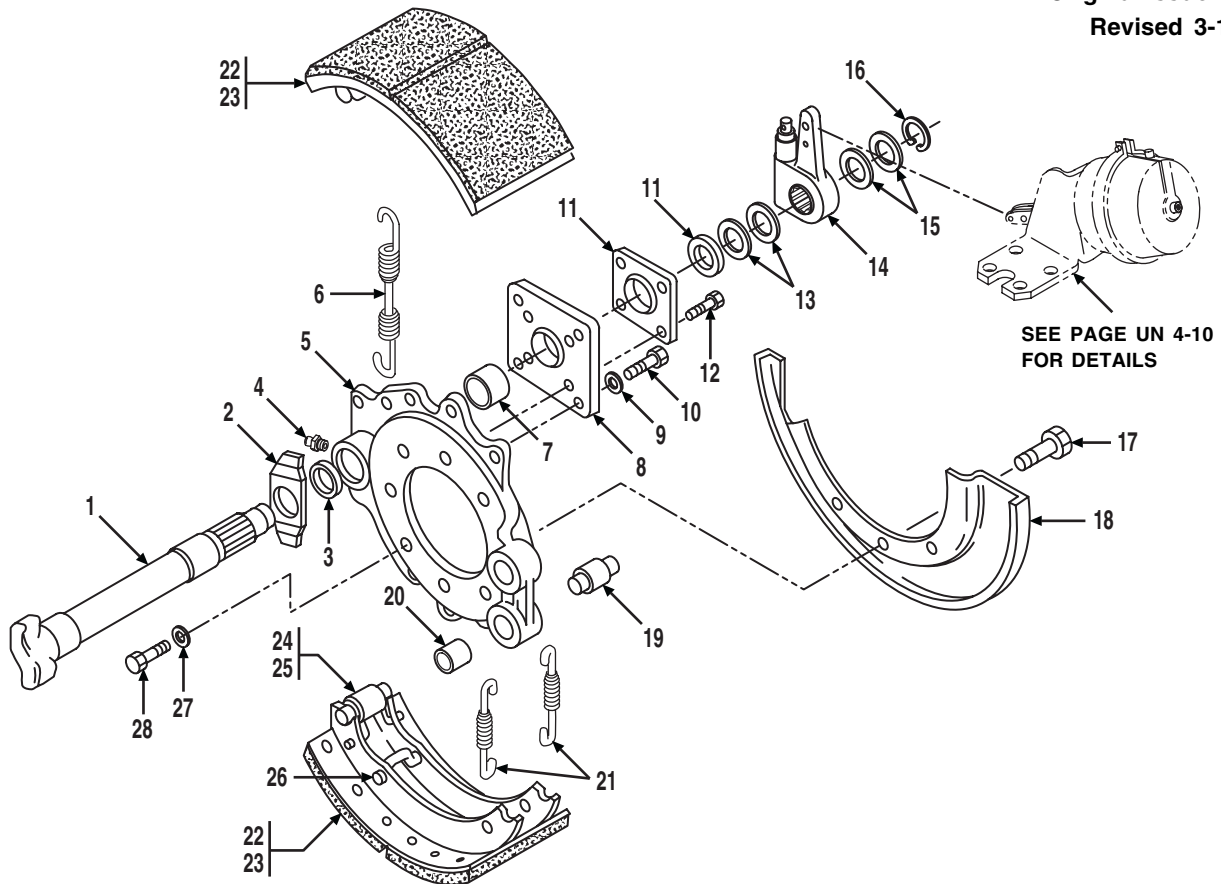


Item	Part No.	Qty.	Description Of Part	Item	Part No.	Qty.	Description Of Part
1	8098-4109	8	HEX HD CAPSCREW, (short)	21	8368-4973	1	NUT
	8068-4021	4	HEX HD CAPSCREW, (short)	22	8068-4024	1	THRUST WASHER
2	8308-1182	12	FLAT WASHER	23	7738-4626	1	OIL SEAL SLEEVE, INNER
3	7738-4624	1	OIL SEAL SLEEVE, OUTER	24	8368-4963	1	OIL SEAL ASSY
4	8068-4050	1	SPINDLE ASSY, (includes items 3, 22 & 23)	25	8068-4061	1	AXLE SHAFT ASSY, L.H.
5	8068-4051	1	STEERING KNUCKLE, L.H.	26	8368-4966	1	AXLE SHAFT ASSY, R.H.
	8068-4052	1	STEERING KNUCKLE, R.H.	27		1	TIE ROD & END ASSY, (includes items 19 & 27 thru 32)
6	8068-4053	AR	SHIM, (.003 thick)	28		1	TIE ROD ASSY, (includes items 28 thru 31)
	8068-4054	AR	SHIM, (.005 thick)	29		1	TIE ROD
	8068-4055	AR	SHIM, (.010 thick)	30		2	HEX HD CAPSCREW
7	8368-4953	2	GREASE SEAL	31		2	CLAMP
8	8068-4058	1	STEERING ARM, UPPER L.H.	32		1	HEX NUT
	7738-4851	1	STEERING KNUCKLE CAP, UPPER R.H.	33	8068-4065	1	TIE ROD END, L.H.
9	8698-4059	12	FLAT WASHER		8068-4066	1	TIE ROD END, R.H.
10	8068-4056	12	CAPSCREW	34	8068-4067	1	STEERING KNUCKLE CAP, LOWER
11	8308-1182	4	FLAT WASHER	35	8068-4060	4	CAPSCREW
12	7738-4852	4	CAPSCREW	36	8308-1090	2	FLAT WASHER
13	7710-4365	2	GREASE FITTING		8098-4121	1	THRUST BEARING
14	8348-1440	2	LOCKNUT				
15	8308-1182	2	FLAT WASHER				
16	8068-4076	1	BRAKE CHAMBER BRACKET, L.H.				
	8068-4075	1	BRAKE CHAMBER BRACKET, R.H.				
17	8068-4078	1	BRAKE CHAMBER				
18	8368-4972	1	SPECIAL SCREW				
19		1	TIE ROD END NUT				
20	8307-3458	1	COTTER				

NOTE: QUANTITIES SHOWN ARE FOR ONE WHEEL END ONLY.

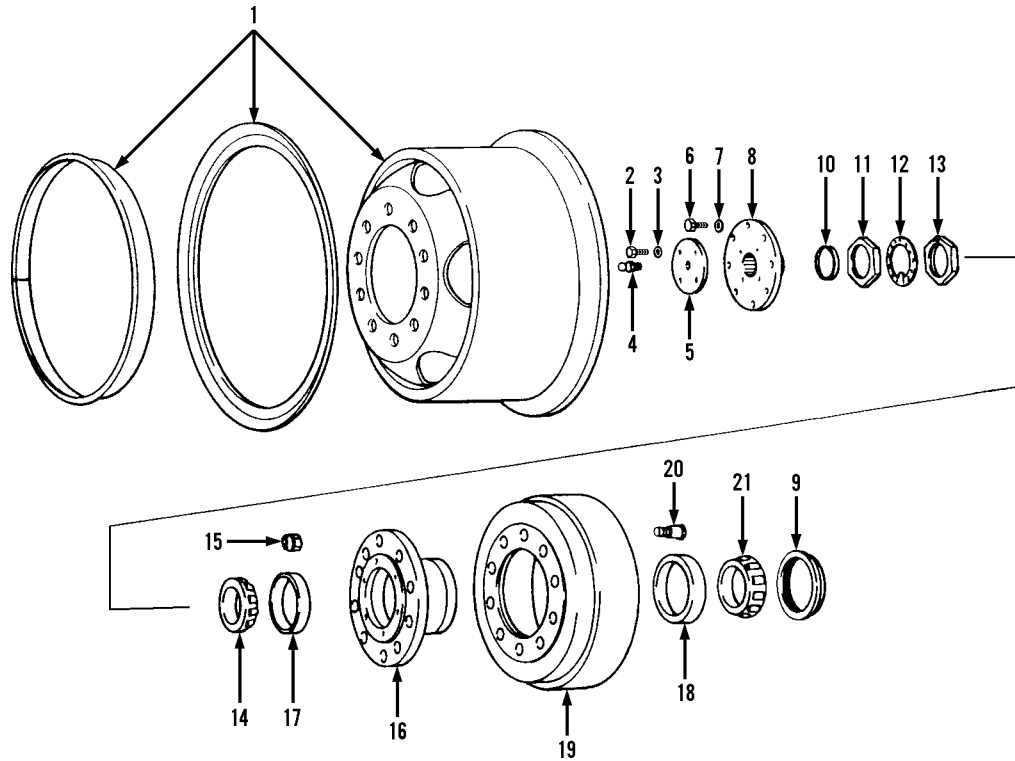
NOTE: ONLY ITEMS WITH PART NUMBERS ARE AVAILABLE FOR SERVICE.

* - Revised illustration of item 3.



Item	Part No.	Qty.	Description Of Part	Item	Part No.	Qty.	Description Of Part
	7738-4853	1	BRAKE ASSY, L.H., (includes items 1, 3, 4, 5, 6, 7, 13 & 17 thru 26)	15	8068-4172	2	FLATWASHER
	7738-4854	1	BRAKE ASSY, R.H., (includes items 1, 3, 4, 5, 6, 7, 13 & 17 thru 26)	16	8348-1443	1	SNAP RING
	7738-4855	1	LINED SHOES WITH HARDWARE KIT, (includes items 6 & 19 thru 26)	17	8068-4082	6	CAPSCREW
	7738-4856	1	HARDWARE KIT, (includes items 6, 19, 20, 21, 24, 25 & 26)	18	8068-4083	1	DUST SHIELD, (upper l.h. & lower r.h.)
1	8068-4068	1	CAMSHAFT, R.H.		8068-4084	1	DUST SHIELD, (lower l.h. & upper r.h.)
	8068-4069	1	CAMSHAFT, L.H.	19	8368-3822	2	BRAKE SHOE ANCHOR PIN
2	8307-1523	1	RETAINER, OUTER	20	8368-3832	2	BUSHING
3	8068-4070	2	GREASE SEAL	21	8068-4088	2	SPRING
4	7738-4857	1	GREASE FITTING	22	8068-4089	2	BRAKE SHOE, LINING & ROLLER ASSY, (includes items 23 thru 26)
5	8068-4071	1	BRAKE SPIDER ASSY, (includes items 3, 4, 7 & 20)	23	7738-4859	2	BRAKE SHOE ASSY, (includes item 26)
6	8698-3442	1	RETURN SPRING	24	8368-3919	2	RETAINER
7	8068-4073	1	CAMBUSHING	25	7738-4860	2	ROLLER
8	7738-4861	1	CAMSHAFT BRACKET	26	8688-1554	2	RETURN SPRING PIN
9	8068-4086	4	FLATWASHER	27	8368-3836	12	FLATWASHER
10	8068-4085	4	CAPSCREW	28	8068-4049	12	CAPSCREW
11	7738-4862	1	RETAINER ASSY				NOTE: QUANTITIES SHOWN ARE FOR ONE WHEEL END ONLY.
12	7738-4863	4	TAPPING SCREW				NOTE: ONLY ITEMS WITH PART NUMBERS ARE AVAILABLE FOR SERVICE.
13	7738-4858	2	FLAT WASHER				
14	8068-4080	1	AUTO SLACK ADJUSTER				

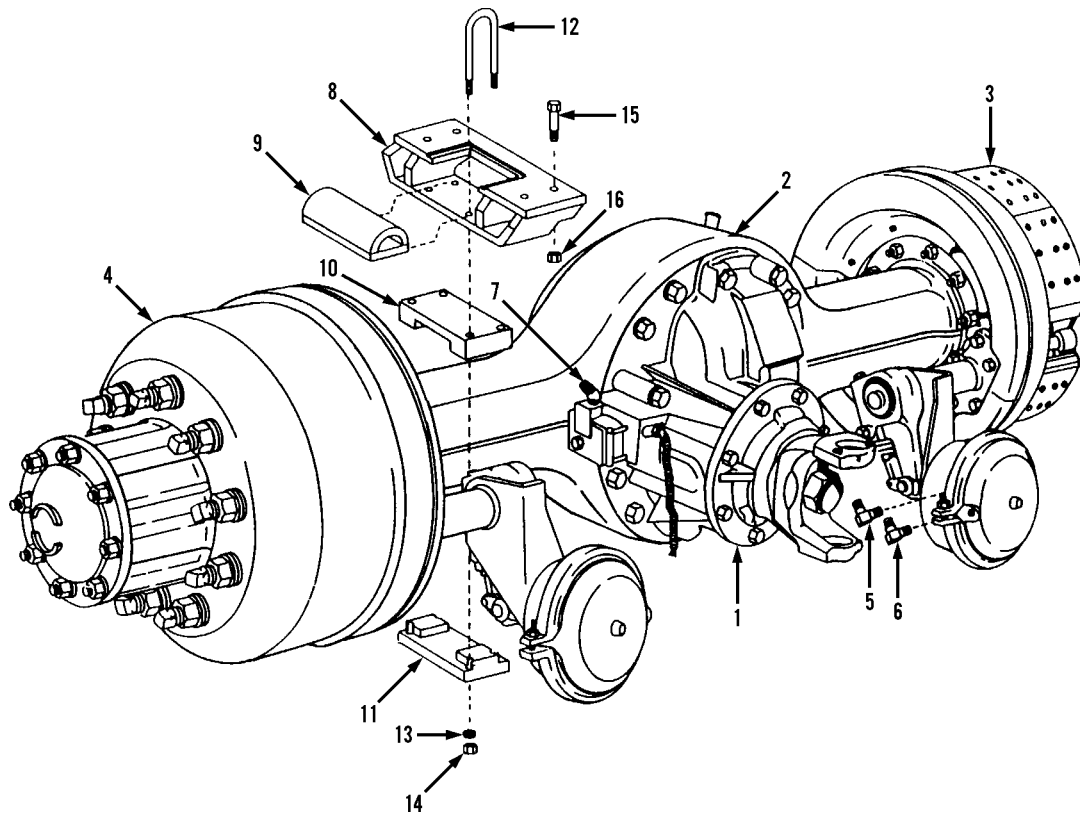
* - Supplied current information to page.



Item	Part No.	Qty.	Description Of Part	Item	Part No.	Qty.	Description Of Part
1	8068-4108	1	HUB & DRUM ASSY, (includes items 9, 15 thru 21)	13	8368-4988	1	INNER WHEEL NUT
	7738-5274	1	TIRE/WHEEL ASSY, (includes item 1)	14	8698-4029	1	OUTER BEARING CONE
	7738-3042	1	DUPLEX DISC WHEEL, 22.5X12.25	15	8688-1220	10	NUT ASSY, L.H.
	8395-3245	1	GOODYEAR RADIAL, 15R27.5, (not illustrated)	16	8688-1221	10	NUT ASSY, R.H.
2	8068-4092	4	HEX HD CAPSCREW	17	8068-4095	1	HUB & CUP ASSY, (includes items 17 & 18)
3	8068-4093	4	HARDENED WASHER	18		1	OUTER BEARING CUP
4	8368-4981	1	LUBE FITTING	19	8068-4096	1	INNER BEARING CUP
5	8368-4982	1	CAP	20	8068-4097	10	BRAKE DRUM
6	8098-4109	8	HEX HD CAPSCREW	21	7710-4445	1	WHEEL STUD
7	8308-1182	8	FLAT WASHER				INNER BEARING CONE
8	8368-4983	1	DRIVE FLANGE ASSY, (includes item 10)				NOTE: QUANTITIES SHOWN ARE FOR ONE WHEEL END ONLY.
9	8068-4099	1	OIL SEAL				NOTE: ONLY ITEMS WITH PART NUMBERS ARE AVAILABLE FOR SERVICE.
10	8368-4985	1	FELT RETAINER				
11	8368-4986	1	OUTER WHEEL NUT				
12	8368-4987	1	LOCKWASHER				

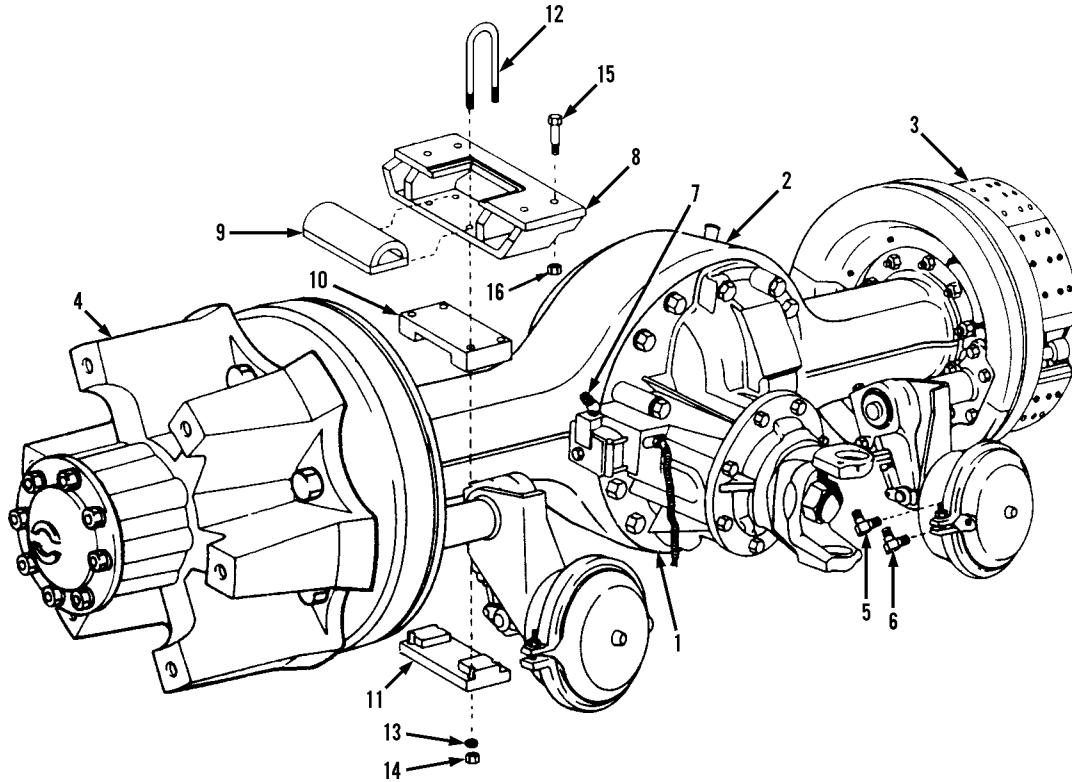
* - Supplied current information to page.

REAR AXLE ASSEMBLY
(7738-5154) & (7738-5142) Rear Axle Assembly
(w/Disc Wheels)
 4 x 2 or 4 x 4 Undercarriage
 ISB-190 Cummins Diesel
 Starting Serial No. G03319
 Also Includes Serial No. G03317
 Original Issue 10-98
 Revised 3-12-99



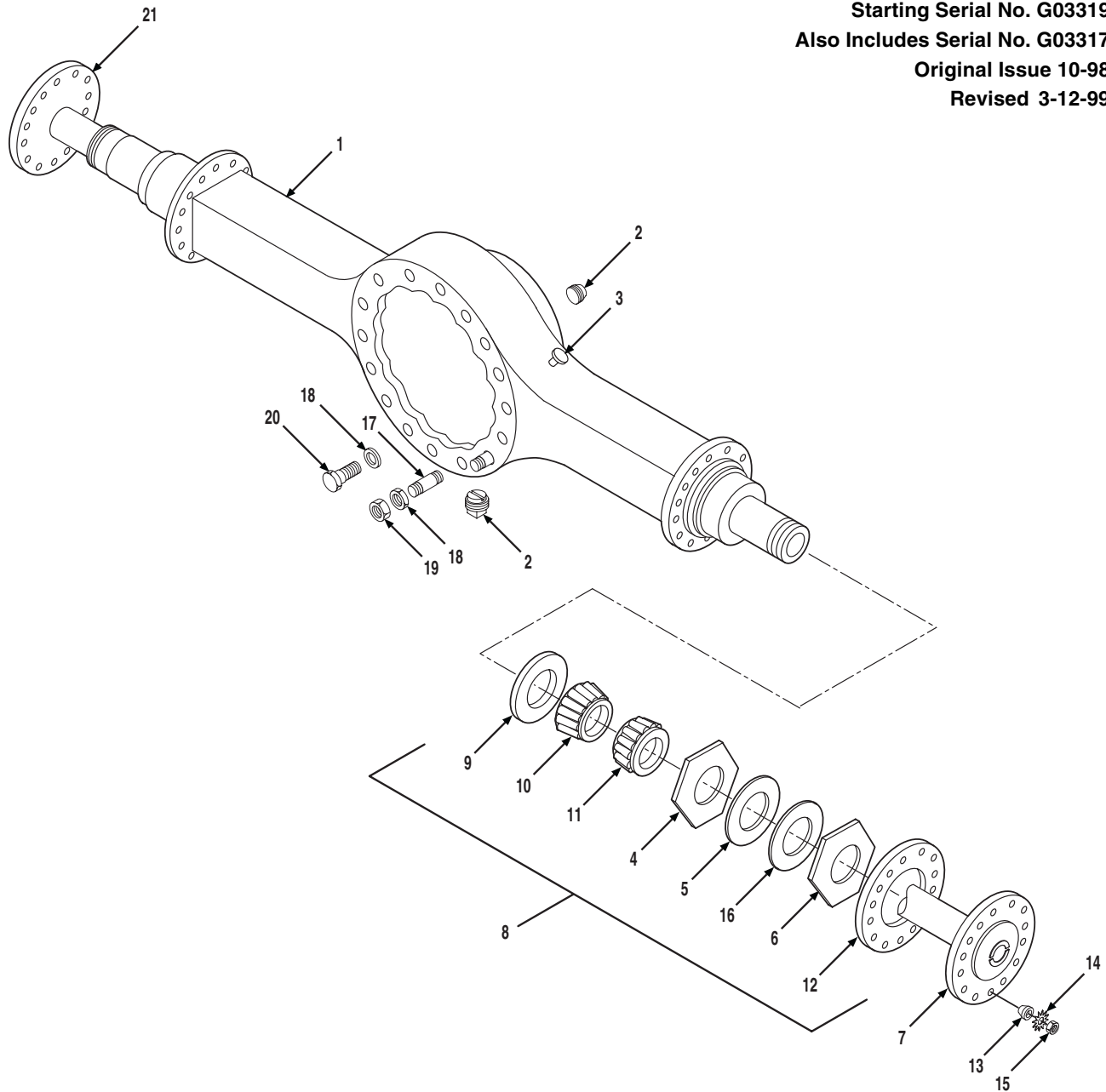
Item	Part No.	Qty.	Description Of Part	Item	Part No.	Qty.	Description Of Part
	7738-5154	1	REAR AXLE ASSY, W/DISC WHEELS, (4X2), (includes all items except items 15 & 16)	5	8688-3045	2	TUBE FITTING, 90 DEGREES, 3/8X3/8
	7738-5142	1	REAR AXLE ASSY, W/DISC WHEELS, (4X4), (includes all items except items 15 & 16)	6	8688-3052	2	TUBE FITTING, 90 DEGREES, 3/8X1/2
	7738-3928	1	REAR AXLE ASSY, (includes items 1, 2 & 3)	7	8688-3063	1	TUBE FITTING, 45 DEGREES, 1/4X3/8
1		1	DIFFERENTIAL CARRIER ASSY, (see page UN5-3 for details)	8	7738-6022	2	AXLE BRACKET, (4X2)
2		1	HOUSING ASSY, (see page UN5-2 for details)		7738-6043	2	AXLE BRACKET, (4X4)
3		2	SERVICE BRAKE ASSY, (see page UN5-4 for details)	9	7738-3116	2	TOP PLATE
4		2	REAR DISC WHEEL & RIM ASSY, (see page UN5-5 for details)	10	7738-1418	2	TOP AXLE SEAT
				11	7738-1424	2	BOTTOM AXLE SEAT
				12	7738-3117	4	U-BOLT, 7/8-14
				13	7738-3118	8	FLAT WASHER, 7/8
				14	7738-3119	8	HEX HIGH NUT, (lubricate & torque to 390-425 ft.lbs.)
				15	8820-1137	8	HEX HD CAPSCREW, 1-8X3, GR5
				16	8852-1216	8	HEX LOCKNUT, 1-8, (lubricate & torque to 460-510 ft.lbs.)

* - Supplied current information to page.



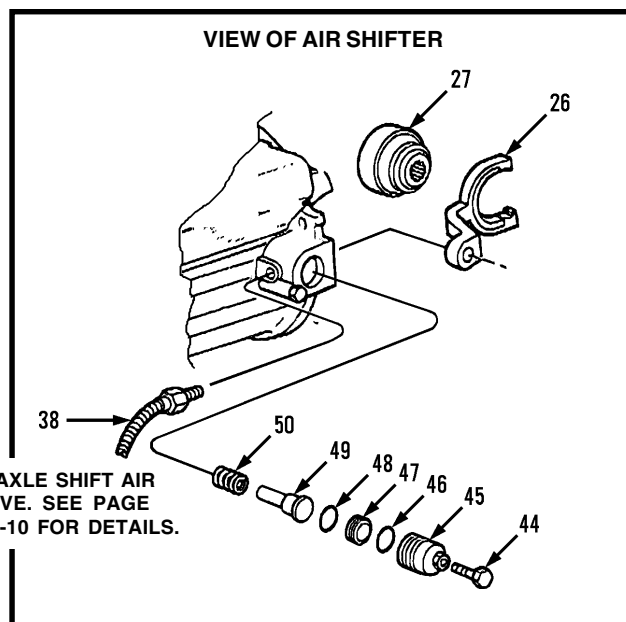
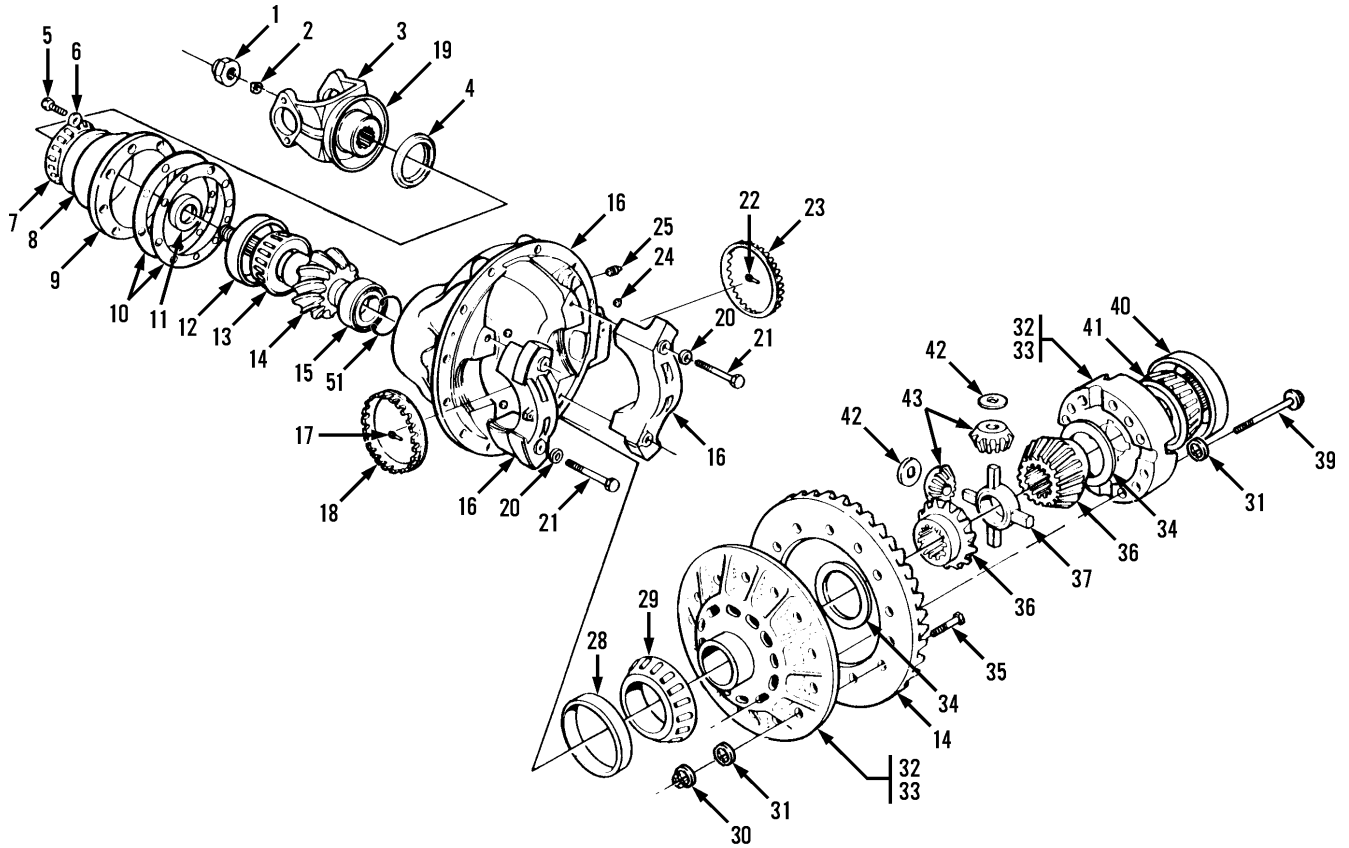
Item	Part No.	Qty.	Description Of Part	Item	Part No.	Qty.	Description Of Part
	7738-5155	1	REAR AXLE ASSY, W/SPOKE WHEELS, (includes all items except items 15 & 16)	6	8688-3052	2	TUBE FITTING, 90 DEGREES, 3/8X1/2
	7738-3928	1	REAR AXLE ASSY, (includes items 1, 2 & 3)	7	8688-3063	1	TUBE FITTING, 45 DEGREES, 1/4X3/8
1		1	DIFFERENTIAL CARRIER ASSY, (see page UN5-3 for details)	8	7738-6043	2	AXLE BRACKET
2		1	HOUSING ASSY, (see page UN5-2 for details)	9	7738-3116	2	TOP PLATE
3		2	SERVICE BRAKE ASSY, (see page UN5-4 for details)	10	7738-1418	2	TOP AXLE SEAT
4		2	REAR SPOKE WHEEL & RIM ASSY, (see page UN5-6 for details)	11	7738-1424	2	BOTTOM AXLE SEAT
5	8688-3045	2	TUBE FITTING, 90 DEGREES, 3/8X3/8	12	7738-3117	4	U-BOLT, 7/8-14
				13	7738-3118	8	FLAT WASHER, 7/8
				14	7738-3119	8	HEX HIGH NUT, (lubricate & torque to 390-425 ft.lbs.)
				15	8820-1137	8	HEX HD CAPSCREW, 1-8X3, GR5
				16	8852-1216	8	HEX LOCKNUT, 1-8, (lubricate & torque to 460-510 ft.lbs.)

* - Supplied current information to page.



Item	Part No.	Qty.	Description Of Part	Item	Part No.	Qty.	Description Of Part
1	7738-4864	1	HOUSING ASSY	11	8098-4200	2	OUTER BEARING CONE
2	7738-4016	1	PLUG	12	8098-4421	2	AXLE SHAFT GASKET
3	8307-1503	1	BREATHER	13	8309-1186	16	AXLE SHAFT DOWEL
4	8307-3466	2	INNER WHEEL BEARING NUT	14	8307-1409	16	LOCKWASHER (star)
5	8068-4140	2	LOCKWASHER	15	8348-3432	16	HEX NUT
6	8307-3302	2	OUTER WHEEL BEARING NUT	16	8307-3451	2	MAGNETIC PLUG
7	7738-4628	1	AXLE SHAFT, L.H.	17	7738-4629	4	STUD
8	8368-3355	1	WHEEL BEARING KIT, (kit contains parts for two wheel assemblies), (includes items 9 thru 15)	18	8308-1182	14	FLAT WASHER
9	8368-3357	2	INNER OIL SEAL	19	8348-3432	4	HEX NUT
10	8698-4028	2	INNER BEARING CONE	20	7738-4865	4	HEX HD CAPSCREW, SHORT
				21	7738-4630	1	AXLE SHAFT, R.H.

* - Supplied current information to page.

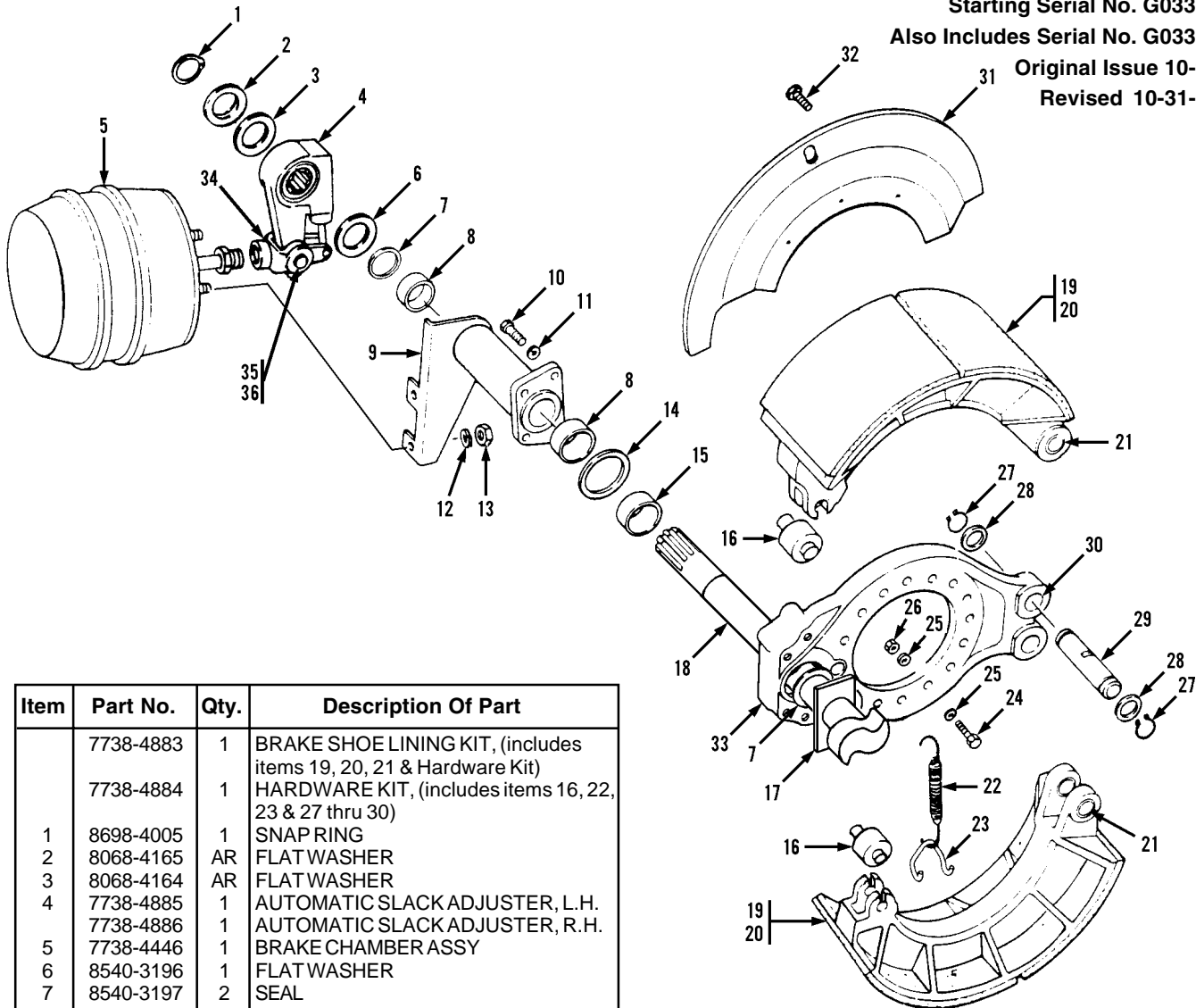


* - Supplied current information to page.

Item	Part No.	Qty.	Description Of Part	Item	Part No.	Qty.	Description Of Part
	7738-4867	1	DIFFERENTIAL CARRIER ASSY, (7.17 ratio), (includes all items)	17	8348-3441	1	COTTER PIN, L.H.
	7738-4632	AR	PINION BEARING CAGE SHIM KIT, (includes item 10)	18	8395-4025	1	BEARING ADJUSTING RING, L.H.
	7738-4633	AR	PINION BEARING SPACER KIT, (includes item 11)	19	7738-4640	1	DEFLECTOR
	7738-4634	AR	DIFFERENTIAL NEST KIT, (includes items 34, 36, 37, 42 & 43)	20	7738-4648	4	FLAT WASHER, (metric)
	7738-4868	1	DIFFERENTIAL CASE TO GEAR BOLT KIT, (includes items 30, 35 & 12 ea. of item 31)	21	7738-4647	4	HEX HD CAPSCREW, (metric)
1	8098-4184	1	DRIVE PINION NUT, (metric)	22	8395-4095	1	LOCK-PIN
2	8308-1296	1	FLAT WASHER	23	7738-4870	1	BEARING ADJUSTING RING, R.H.
3	7738-4639	1	YOKE ASSY, (includes item 19)	24	8098-4183	4	BALL
4	7738-4641	1	OIL SEAL	25	7738-4871	1	PLUG
5	7738-4642	8	HEX HD CAPSCREW, (metric)	26	7738-4872	1	SHIFT FORK
6	9108-4113	8	FLAT WASHER, (metric)	27	7738-4873	1	SHIFT COLLAR
7	8698-4104	1	OUTER BEARING CONE	28	7738-4874	1	DIFFERENTIAL BEARING CUP, L.H.
8	8338-4053	1	OUTER BEARING CUP	29	7738-4875	1	DIFFERENTIAL BEARING CONE, L.H.
9	7738-4644	1	PINION BEARING CAGE ASSY, (includes items 8 & 12)	30	8068-4046	16	HEX NUT, (metric)
10		AR	SHIM, (.002 thick)	31	8368-3836	28	FLAT WASHER
		AR	SHIM, (.005 thick)	32	7738-4876	1	DIFFERENTIAL CASE & NEST ASSY, (includes items 33 thru 37, 39, 42 & 43)
		AR	SHIM, (.008 thick)	33	7738-4877	1	DIFFERENTIAL CASE ASSY, (includes item 39 & 16 ea. of item 31)
		AR	SHIM, (.020 thick)	34	7738-4741	2	SIDE GEAR THRUST WASHER
11		AR	SPACER, (.250 thick)	35	7738-4878	16	HEX HD CAPSCREW, (metric)
		AR	SPACER, (.251 thick)	36	7738-4742	2	DIFFERENTIAL SIDE GEAR
		AR	SPACER, (.252 thick)	37	7738-4745	1	DIFFERENTIAL SPIDER
		AR	SPACER, (.253 thick)	38	8395-4070	1	SENSOR
		AR	SPACER, (.254 thick)	39	8395-4028	12	HEX HD CAPSCREW, (metric)
		AR	SPACER, (.256 thick)	40	7738-4879	1	DIFFERENTIAL BEARING CUP, R.H.
		AR	SPACER, (.260 thick)	41	7738-4880	1	DIFFERENTIAL BEARING CONE, R.H.
		AR	SPACER, (.261 thick)	42	7738-4743	4	PINION THRUST WASHER
		AR	SPACER, (.262 thick)	43	7738-4744	4	DIFFERENTIAL PINION
		AR	SPACER, (.263 thick)	44	8098-4177	1	CAGING BOLT
12	8098-4115	1	INNER BEARING CUP	45	8068-4151	1	SHIFT CYLINDER
13	8098-4116	1	INNER BEARING CONE	46	7738-4881	1	O-RING
14	7738-4645	1	DRIVE GEAR & PINION SET, (7.17 ratio), (includes item 1)	47	8098-4180	1	PISTON
15	7738-4717	1	DRIVE PINION ROLLER BEARING	48	8068-4150	1	O-RING
16	7738-4869	1	DIFFERENTIAL CARRIER & CAP ASSY, (includes items 20, 21 & 24)	49	8098-4179	1	PUSH ROD
				50	8098-4178	1	SPRING
				51	7738-4882	1	SNAP RING

NOTE: ONLY ITEMS WITH PART NUMBERS ARE AVAILABLE FOR SERVICE.

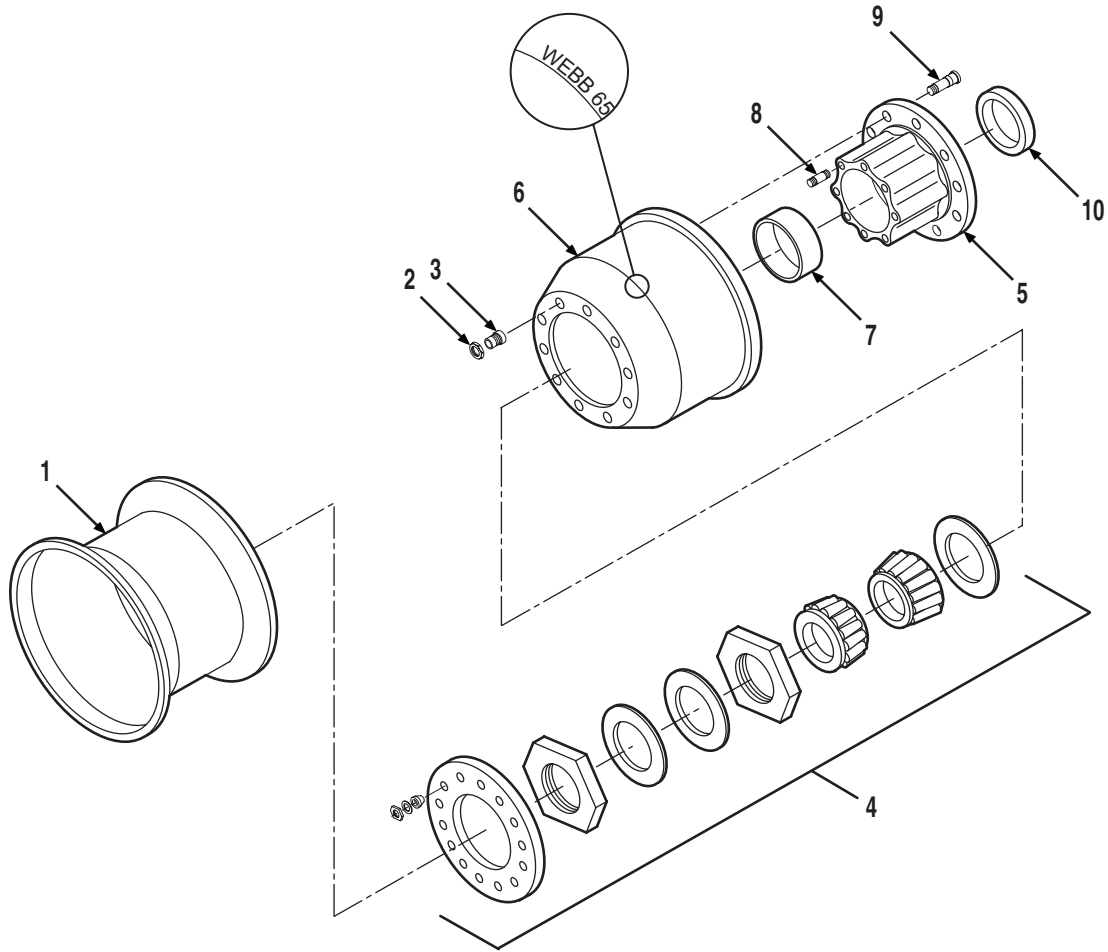
* - Supplied current information to page.



Item	Part No.	Qty.	Description Of Part
	7738-4883	1	BRAKE SHOE LINING KIT, (includes items 19, 20, 21 & Hardware Kit)
	7738-4884	1	HARDWARE KIT, (includes items 16, 22, 23 & 27 thru 30)
1	8698-4005	1	SNAP RING
2	8068-4165	AR	FLAT WASHER
3	8068-4164	AR	FLAT WASHER
4	7738-4885	1	AUTOMATIC SLACK ADJUSTER, L.H.
	7738-4886	1	AUTOMATIC SLACK ADJUSTER, R.H.
5	7738-4446	1	BRAKE CHAMBER ASSY
6	8540-3196	1	FLAT WASHER
7	8540-3197	2	SEAL
8	8307-1693	2	BUSHING
9	7738-4887	1	BRACKET ASSY, L.H., (includes one each of items 7 & 8)
	7738-4664	1	BRACKET ASSY, R.H., (includes one each of items 7 & 8)
10	8368-4543	4	HEX HD CAPSCREW
11	8068-4086	4	FLAT WASHER
12	8368-4545	2	FLAT WASHER
13	8348-1440	2	LOCKNUT
14	8540-3198	1	O-RING
15	8068-4170	1	BUSHING
16	7738-4447	2	ROLLER
17	8068-4171	1	SPECIAL WASHER
18	7738-4888	1	CAMSHAFT, L.H.
	7738-4889	1	CAMSHAFT, R.H.
19	8395-4011	2	BRAKE SHOE & LINING ASSY, (includes items 20 & 21)
20	7738-4665	2	BRAKE SHOE ASSY, (includes item 21)
21	8368-4070	4	BUSHING
22	8368-4085	1	RETURN SPRING
23	8368-4086	2	SPRING PIN
24	8395-4012	8	CAPSCREW
25	8368-3836	16	FLAT WASHER

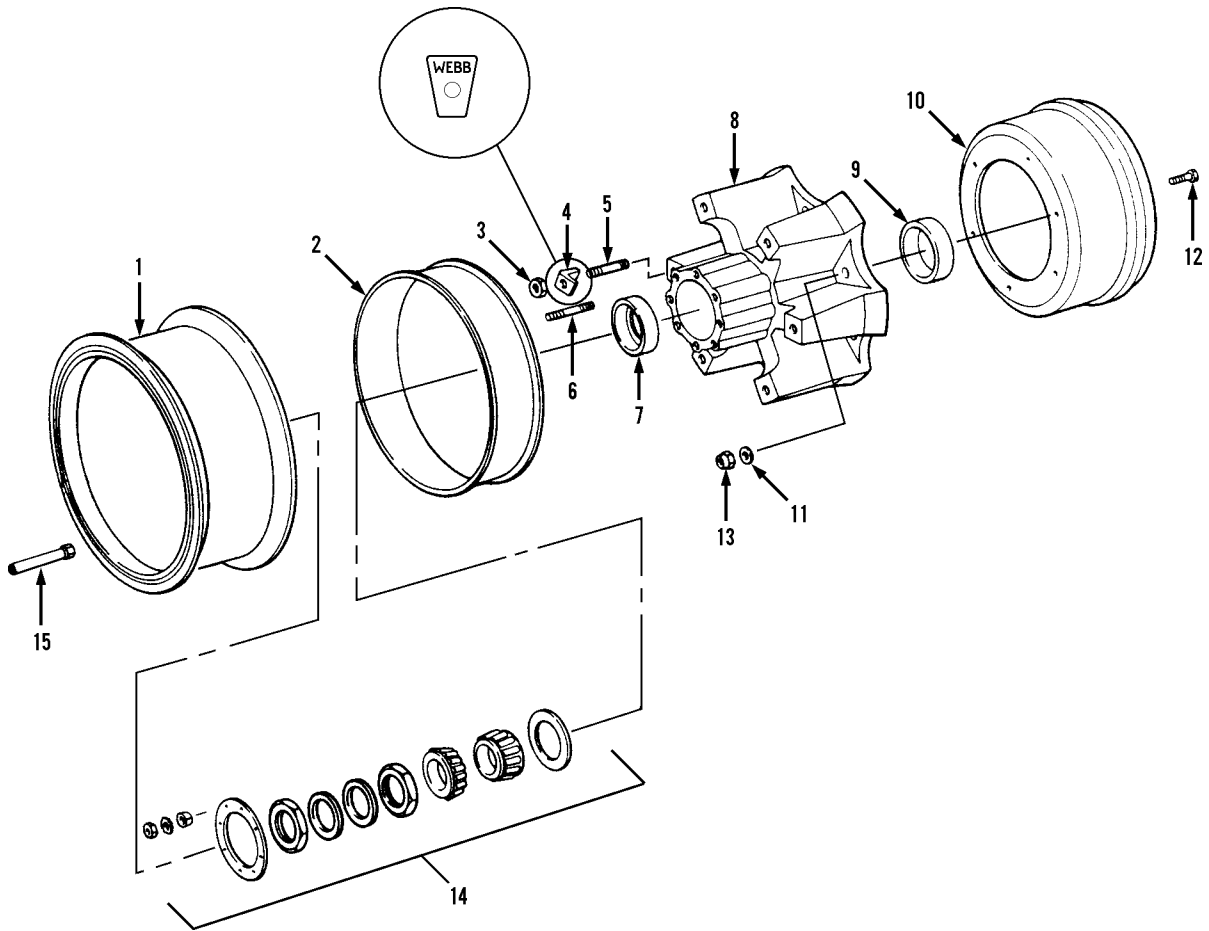
Item	Part No.	Qty.	Description Of Part
26	8668-3065	8	LOCKNUT
27	8698-4005	4	SNAP RING
28	8068-4172	4	FLAT WASHER
29	8098-4197	2	BRAKE SHOE ANCHOR PIN
30	8368-3832	2	BUSHING
31	8309-1112	1	DUST SHIELD ASSY
32	8395-4009	6	CAPSCREW
33	7738-4890	1	SPIDER ASSY, (includes items 15, 30 & one each of items 7 & 8)
*34	8038-4409	1	CLEVIS
*35	8688-1560	1	YOKE PIN
*36	8038-4410	1	COTTER PIN
			NOTE: QUANTITIES SHOWN ARE FOR ONE BRAKE ASSEMBLY.
			NOTE: WHEN REPLACING BRAKE LINING, IT IS RECOMMENDED TO REPLACE ALL LININGS AT THE SAME TIME.

* - Added items 34, 35 & 36.



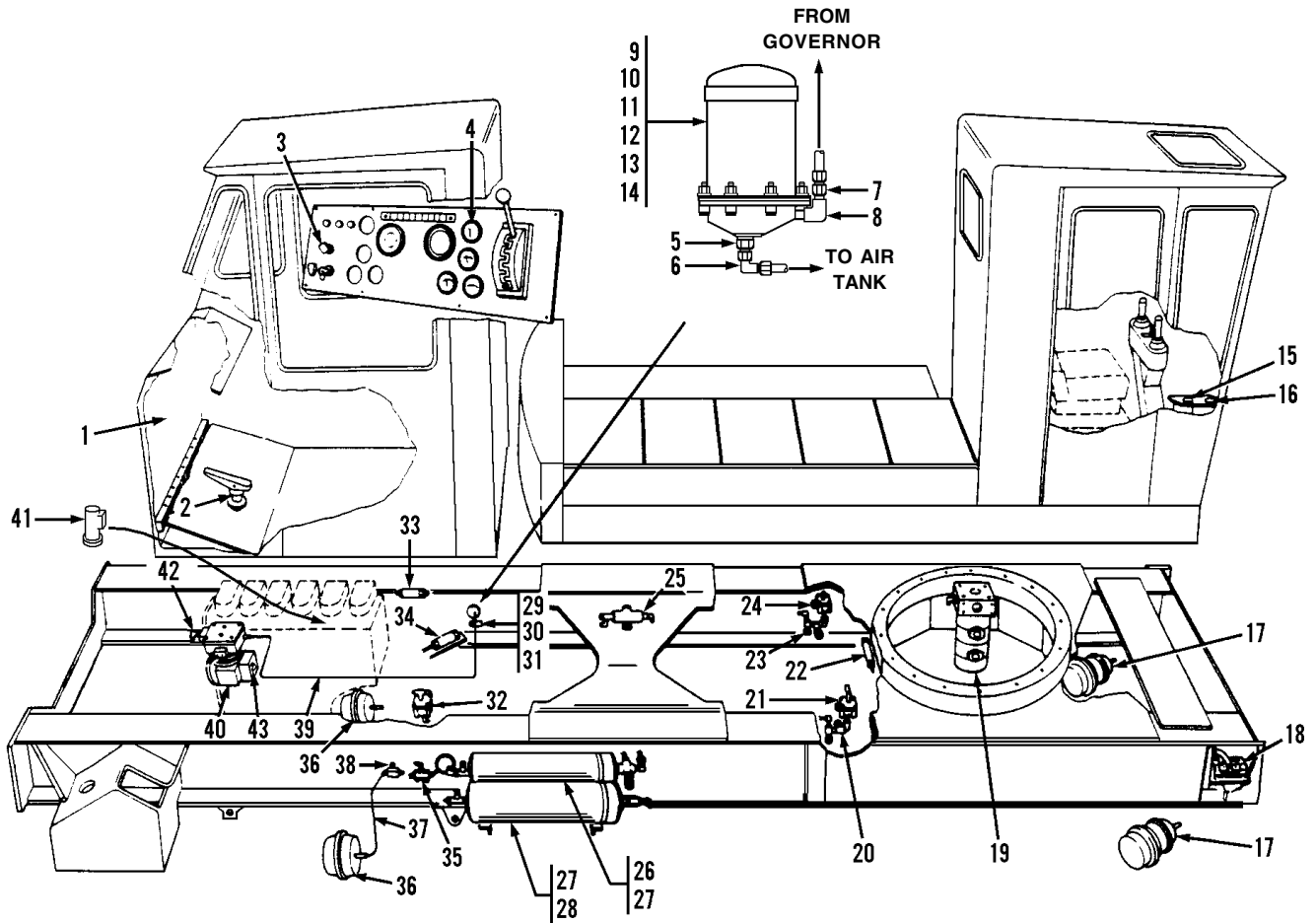
Item	Part No.	Qty.	Description Of Part	Item	Part No.	Qty.	Description Of Part
	7738-3635	1	HUB & DRUM ASSY, WEBB, L.H., (includes items 5 thru 10)	3	8688-1218	10	INNER NUT, R.H.
	7738-3636	1	HUB & DRUM ASSY, WEBB, R.H., (includes items 5 thru 10)	3	8688-1217	10	INNER NUT, L.H.
1	8688-3300	1	RIM ASSY, (for standard 11:00x20 tires)	4		Ref	BEARING KIT, (kit contains parts for two wheel assemblies), (see page UN5-2 for details)
	7738-3160	1	RIM ASSY, (for optional 18:00x22.5 tires)	5	7738-4841	1	HUB, 10 STUD - OUTBOARD
2	8688-1221	10	OUTER NUT, R.H., (use with P/N 8688-3300 rim)	6	7738-4842	1	BRAKE DRUM
	8348-1282	10	OUTER NUT, R.H., (use with P/N 7738-3160 rim)	7	8307-1572	1	OUTER BEARING CUP
	8688-1220	10	OUTER NUT, L.H., (use with P/N 8688-3300 rim)	8	7738-4843	8	DRIVE STUD
	8348-1282	10	OUTER NUT, L.H., (use with P/N 7738-3160 rim)	9	7738-4844	10	STUD, R.H.
					7738-4845	10	STUD, L.H.
				10	8307-1793	1	INNER BEARING CUP

* - Supplied current information to page.

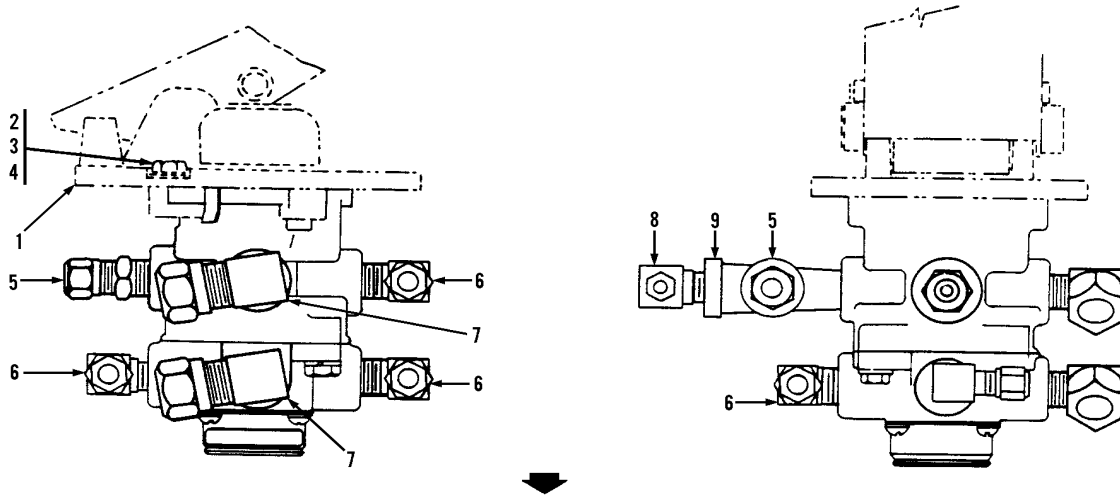


Item	Part No.	Qty.	Description Of Part	Item	Part No.	Qty.	Description Of Part
1	8368-3332	1	WHEELASSY, WEBB, (includes items 5 thru 13)	7	8307-1572	1	OUTER BEARING CUP
	8698-3014	1	RIM ASSY, (for standard 11:00 x 20 tires)	*8	8368-7088	1	SPOKE HUB, (includes items 5, 6, 7 & 9)
	7738-3012	1	RIM ASSY, (for optional 18:00 x 22.5 tires)	9	8307-1793	1	INNER BEARING CUP
2	7720-3003	1	WHEEL SPACER	10	8368-3775	1	DRUM
	8068-3080	6	WHEEL NUT, (lubricate and torque to 200 ft.lbs.)	11	7737-4036	6	WASHER
3	8368-3366	6	WHEEL CLAMP	12	7737-4034	6	HEX HD CAPSCREW
4	8368-7077	6	RIM STUD	*13	7737-4035	6	HEX NUT, 3/4-10
5	7738-4843	8	DRIVE STUD	14		Ref	BEARING KIT, (kit contains parts for two wheel assemblies), (see page UN5-2 for details)
6				15	8540-3068	1	VALVE STEM EXTENSION, (for inside dual tires)

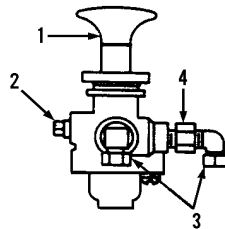
* - Changed part numbers on items 8 & 13.



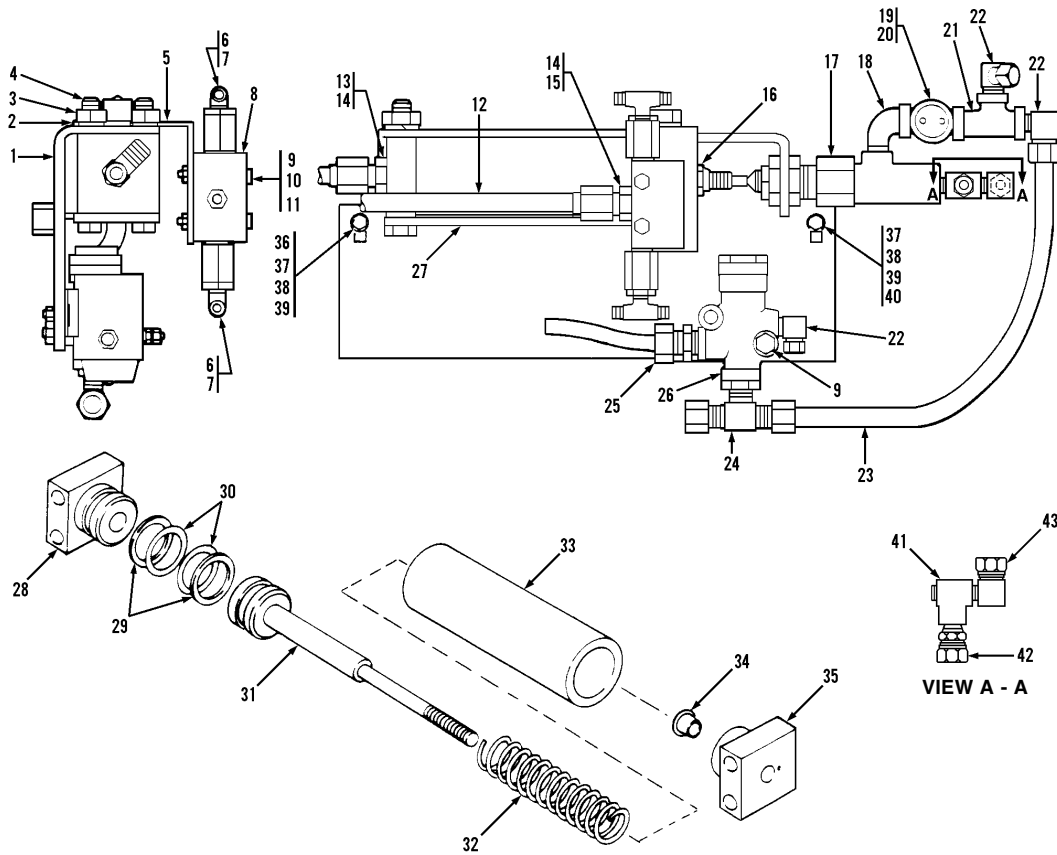
Item	Part No.	Qty.	Description Of Part	Item	Part No.	Qty.	Description Of Part
1	7738-5271	1	ACCESSORY PANEL ASSY, (see page UN7-5 for details)	24	7738-5026	1	REAR SERVICE RELAY VALVE ASSY, (see page UN6-5 for details)
2	7736-5010	1	BRAKE FOOT PEDAL VALVE, (see page UN6-3 for details)	25	7738-5027	1	AIR MANIFOLD & CHECK VALVE ASSY, (see page UN6-9 for details)
3	8688-5029	1	PARKING BRAKE VALVE, (see page UN6-3 for details)	26	7738-5023	1	AIR RESERVOIR ASSY, (see page UN6-7 for details)
4	8348-1296	1	AIR PRESSURE GAUGE, (see page UN7-4 for details)	27	8667-1121	2	DRAIN VALVE
5	8871-1383	1	REDUCING BUSHING, 1/2X3/8	28	7738-5022	1	AIR RESERVOIR ASSY, (see page UN6-7 for details)
6	8688-3169	1	TUBE FITTING, 90 DEGREES	29	2443-1386	3	CLAMP
7	8688-3217	1	TUBE FITTING	30	7714-3004	1	WHIZ-LOK SCREW, 5/16-18X1-1/4
8	8874-3045	1	ELBOW, 90 DEGREES, 3/8X3/8	31	7714-3006	1	WHIZ-LOK NUT, 5/16-18
9	8820-1035	4	HEX HD CAPSCREW, 3/8-16X1, GR5	32	7738-5024	1	REAR SPRING RELAY VALVE ASSY, (see page UN6-6 for details)
10	8855-1011	4	LOCKWASHER, 3/8	33	7738-3949	1	AIR CYLINDER & BRACKETS, (see page UN3-22 for details)
11	8856-1109	4	FLAT WASHER, 3/8	34	7738-3949	1	AIR CYLINDER & BRACKETS, (see page UN3-19 for details)
12	8850-1006	4	HEX NUT, 3/8-16	35	7738-5206	1	MOUNTED FITTINGS ASSY, (see page UN6-6 for details)
13	7738-3951	1	AIR DRYER	36		Ref	BRAKE CHAMBER ASSY, (see page UN4-5 for details)
	8068-4001	AR	CARTRIDGE KIT	37	8368-3173	2	AIR BRAKE HOSE, (4x2 only)
14	8348-6090	1	AIR DRYER BRACKET		8688-3257	2	AIR BRAKE HOSE, (4x4 only)
15	8688-3028	1	PARKING BRAKE CONTROL VALVE, (see page UP3-2 for details)	38	8368-5065	2	ADAPTER ASSY, (see page UN6-8 for details)
16	7738-3742	1	AIR PRESSURE GAUGE, (see page UP3-2 for details)	39	7738-3462	1	HOSE ASSY
17		Ref	BRAKE CHAMBER, (see page UN5-4 for details)	40		1	AIR COMPRESSOR
18	7738-5224	1	AIR VALVE ASSY, (axle shift), (see page UN6-10 for details)	41		Ref	GOVERNOR, (see page UN3-2 for details)
19	7736-5072	1	CENTER PIN, (see page UP4-2 for details)	42	8866-1116	1	MALE ELBOW, 90 DEGREES, 1/2X5/8 TUBE
20	7738-5132	1	REMOTE CONTROL VALVE ASSY, (see page UN6-6 for details)	43	8688-1276	1	90 DEGREE ELBOW, 1/8X1/4
21	7738-5025	1	FRONT SERVICE BRAKE RELAY VALVE, (see page UN6-8 for details)				NOTE: ONLY ITEMS WITH PART NUMBERS ARE AVAILABLE FOR SERVICE.
22	7738-5028	1	BRAKE PILOT VALVE ASSY, (see page UN6-4 for details)				
23	7738-5020	1	REMOTE CONTROL VALVE ASSY, (see page UN6-5 for details)				



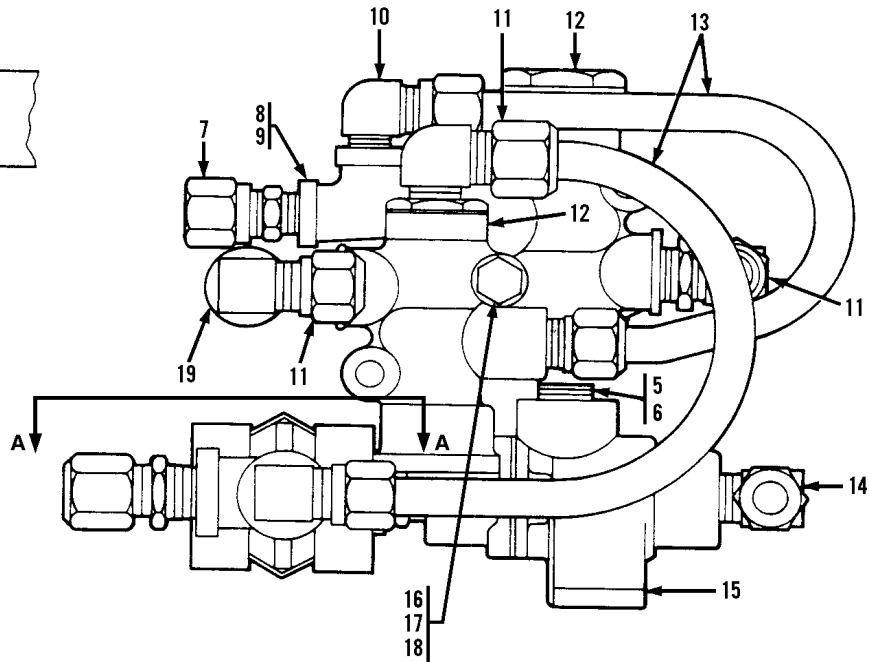
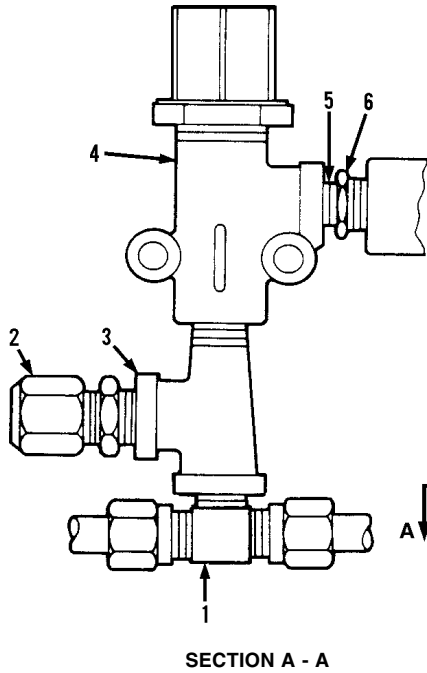
Item	Part No.	Qty.	Description Of Part
	7736-5010	1	FOOT PEDAL VALVE ASSY, (includes all items, except items 2 thru 4)
1	8368-3032	1	FOOT PEDAL VALVE
2	8820-1019	3	HEX HD CAPSCREW, 5/16-18X7/8, GR5
3	8855-1010	3	LOCKWASHER, 5/16
4	8850-1105	3	HEAVY JAMNUT, 5/16-18
5	8688-3044	2	TUBE FITTING, 3/8X3/8
6	8688-3045	4	ELBOW, 90 DEGREES, 3/8X3/8
7	8688-3169	2	ELBOW, 90 DEGREES, 3/8X5/8
8	7738-3187	1	ELBOW, 90 DEGREES, 3/8X1/4
9	8698-3651	1	STREET TEE, 3/8, (brass)



Item	Part No.	Qty.	Description Of Part
	8688-5029	1	PARKING BRAKE VALVE ASSY, (includes all items)
1	8688-3028	1	BRAKE VALVE
2	8871-1250	1	SQUARE HD PIPE PLUG, 1/8
3	8688-3074	2	ELBOW, 90 DEGREES
4	8348-1655	1	ORIFICE ADAPTER

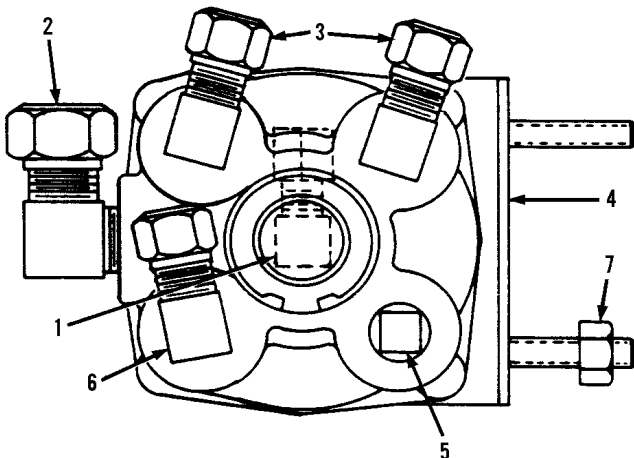


Item	Part No.	Qty.	Description Of Part	Item	Part No.	Qty.	Description Of Part
	7738-5028	1	BRAKE PILOT VALVE ASSY, (includes all items except items 36 thru 40)	23		AR	NYLON TUBING, 3/8 O.D. X .062
1	8688-6080	1	FORMED PLATE	24	8688-3090	1	MALE TEE
2	8855-1011	4	LOCKWASHER, 3/8	25	8688-3047	1	MALE CONNECTOR, 1/4X3/8
3	8850-1106	4	HEX NUT, 3/8-16	26	8688-3026	1	INVERSION VALVE
4	8820-1042	4	HEX HD CAPSCREW, 3/8-16X2-3/4, GR5	27	8688-1288	1	SUPPORT PLATE
5	7738-1323	1	BRACKET	28	8343-1010	1	CYLINDER END
6	8866-2152	2	BRANCH TEE, (includes item 7)	29	8859-2219	2	BACK UP RING
7	8859-1204	2	O-RING	30	8859-1019	2	O-RING
8	7713-3028	1	SHUTTLE VALVE	31	8343-1012	1	PISTON ROD
9	8820-1008	3	HEX HD CAPSCREW, 1/4-20X1-1/4, GR5	32	7736-3114	1	SPRING
10	8850-1004	2	HEX NUT, 1/4-20	33	8343-1011	1	BEARING
11	8855-1009	2	LOCKWASHER, 1/4	34	8343-1013	1	NYLINER BEARING
12	7738-3235	1	TUBE ASSY	35	7736-1081	1	CYLINDER END
13	8363-3002	1	CONNECTOR, (includes item 14)	36	8662-1230	1	CLAMP
14	8859-1204	2	O-RING	37	8820-1042	2	HEX HD CAPSCREW, 3/8-16X2-3/4, GR5
15	8866-2005	1	CONNECTOR, (includes item 14)	38	8855-1011	4	LOCKWASHER, 3/8
16	8852-1206	1	HEX LOCKNUT, 3/8-16	39	8850-1006	4	HEX LOCKNUT, 3/8-16
17	8343-1006	1	PUSH VALVE	40	8594-1016	1	CLAMP
18	8698-3648	1	STREET ELBOW, 90 DEGREES, 1/8, (brass)	41	8871-2231	1	STREET TEE, 1/8
19	8871-1571	1	REDUCING BUSHING, 1/8X1/4	42	8688-3075	1	STR. TUBE FITTING, 1/8-3/8
20	7716-3231	1	TRAVEL SWITCH	43	8688-3074	1	90 DEGREE TUBE FITTING, 1/8-3/8
21	8688-3467	1	STREET TEE, 1/8, (brass)				NOTE: ONLY ITEMS WITH PART NUMBERS ARE AVAILABLE FOR SERVICE.
22	8688-3074	3	MALE ELBOW, 90 DEGREES				

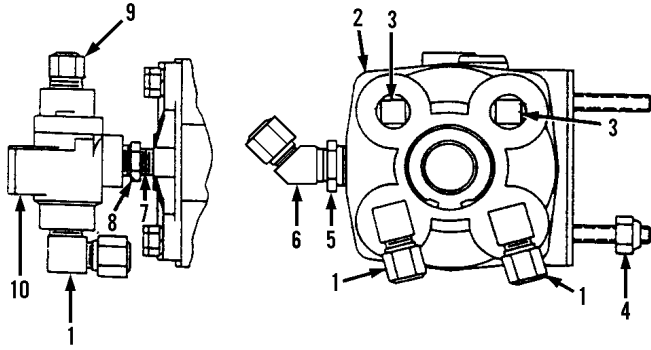


Item	Part No.	Qty.	Description Of Part
	7738-5020	1	REMOTE CONTROL VALVE ASSY, (includes all items)
1	8688-3090	1	TEE, 3/8X3/8X1/4
2	8688-3047	1	TUBE FITTING, 1/4X3/8
3	8688-3118	1	STREET TEE, 1/4, (brass)
4	8540-3220	1	PRESSURE REDUCING VALVE
5	8870-1002	2	CLOSE NIPPLE, 1/4X7/8
6	8871-1381	2	REDUCING BUSHING, 3/8X1/4
7	8688-3075	1	TUBE FITTING, 1/8X3/8
8	8698-3764	1	TEE, 1/8, (brass)
9	8870-1001	1	CLOSE NIPPLE, 1/8X3/4

Item	Part No.	Qty.	Description Of Part
10	8688-3074	1	ELBOW, 90 DEGREES, 1/8X3/8
11	8688-3046	3	ELBOW, 90 DEGREES, 1/4X3/8
12	8688-3026	2	INVERSION VALVE
13		AR	AIR HOSE, 3/8 O.D.
14	8688-3045	1	ELBOW, 90 DEGREES, 3/8X3/8
15	8668-3293	1	DOUBLE CHECK VALVE
16	8820-1013	1	HEX HD CAPSCREW, 1/4-20X3, GR5
17	8850-1004	1	HEX NUT, 1/4-20
18	8855-1009	1	LOCKWASHER, 1/4
19	8698-3649	1	STREET ELBOW, 90 DEGREES, 1/4, (brass)

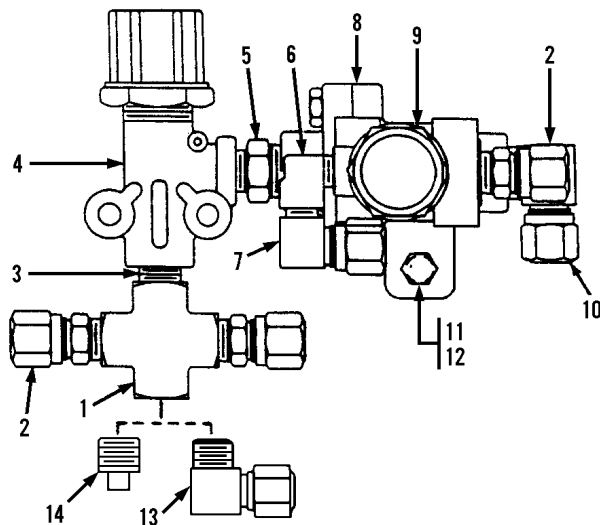
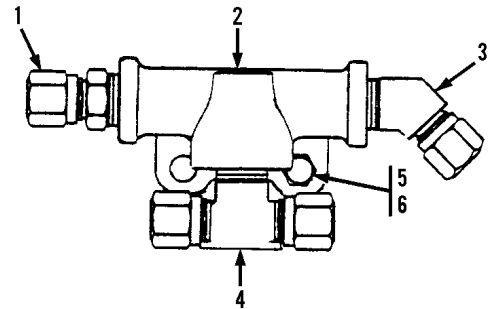


Item	Part No.	Qty.	Description Of Part
	7738-5026	1	REAR SERVICE RELAY VALVE ASSY, (includes all items except item 7)
1	8688-3046	1	ELBOW, 90 DEGREES, 1/4X3/8
2	8688-3085	1	ELBOW, 90 DEGREES, 1/2X3/4
3	8688-3052	2	ELBOW, 90 DEGREES, 3/8X1/2
4	8368-3374	1	RELAY VALVE
5	8871-1252	1	SQUARE HD PIPE PLUG, 3/8
6	8688-3045	1	ELBOW, 90 DEGREES, 3/8X1/2
7	8852-1205	2	HEX LOCKNUT, 5/16-18

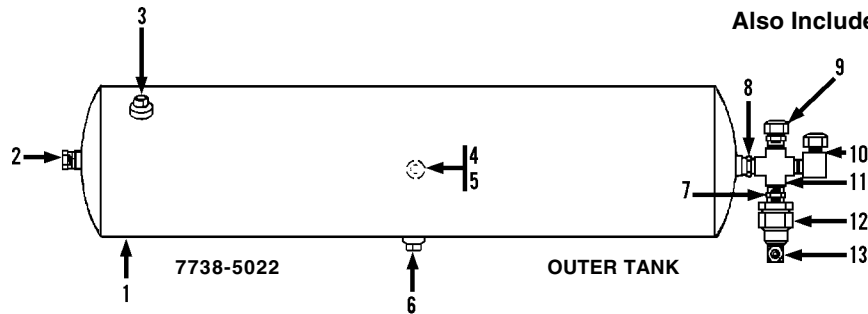


Item	Part No.	Qty.	Description Of Part
	7738-5024	1	REAR SPRING RELAY VALVE ASSY, (includes all items except item 4)
1	8688-3045	3	ELBOW, 90 DEGREES, 3/8X3/8
2	8368-3374	1	RELAY VALVE
3	8871-1252	2	SQUARE HD PIPE PLUG, 3/8
4	8852-1205	2	HEX LOCKNUT, 5/16-18
5	8871-1383	1	REDUCING BUSHING, 1/2X3/8
6	8688-3262	1	45 DEGREE TUBE FITTING, 3/8X1/2
7	8870-1002	1	CLOSE NIPPLE, 1/4X7/8
8	8871-1381	1	REDUCING BUSHING, 3/8X1/4
9	8688-3044	1	TUBE FITTING, 3/8X3/8
10	8668-3293	1	DOUBLE CHECK VALVE

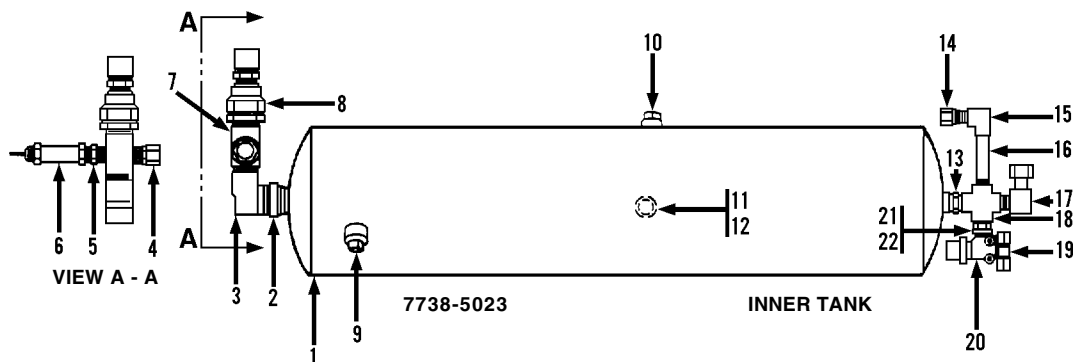
Item	Part No.	Qty.	Description Of Part
	7738-5206	1	MOUNTED FITTINGS ASSY, (includes items 1 thru 4)
1	8688-3044	1	TUBE FITTING, 3/8X3/8 TUBE
2	7738-3561	1	ANCHOR TEE, 3/8
3	8688-3216	1	TUBE FITTING, 45 DEGREES, 3/8X3/8 TUBE
4	8688-3053	1	TEE, 3/8X3/8 TUBE
5	8820-1020	2	HEX HD CAPSCREW, 5/16-18X1, GR5
6	8852-1205	2	HEX LOCKNUT, 5/16-18



Item	Part No.	Qty.	Description Of Part
	7738-5132	1	REMOTE CONTROL VALVE ASSY, (includes items 1 thru 10)
1	8698-3654	1	CROSS, 1/4, (brass)
2	8688-3047	3	TUBE FITTING, 1/4X3/8
3	8870-1002	1	CLOSE NIPPLE, 1/4X7/8
4	8540-3220	1	PRESSURE REDUCING VALVE
5	8698-3655	2	HEX NIPPLE, 3/8X1/4
6	8698-3648	2	STREET ELBOW, 1/8, (brass)
7	8688-3074	1	ELBOW, 90 DEGREES, 1/8X3/8
8	8668-3293	1	DOUBLE CHECK VALVE
9	8688-3026	1	INVERSION VALVE
10	8688-3045	1	ELBOW, 90 DEGREES, 3/8X3/8
11	8820-1020	1	HEX HD CAPSCREW, 5/16-18X1, GR5
12	8852-1205	1	HEX LOCKNUT, 5/16-18
13	8688-3046	1	ELBOW, 90 DEGREES, 1/4X3/8, (used on 4x4 machines only)
14	8871-1251	1	SQUARE HD PIPE PLUG, 1/4, (used on 4x2 machines only)

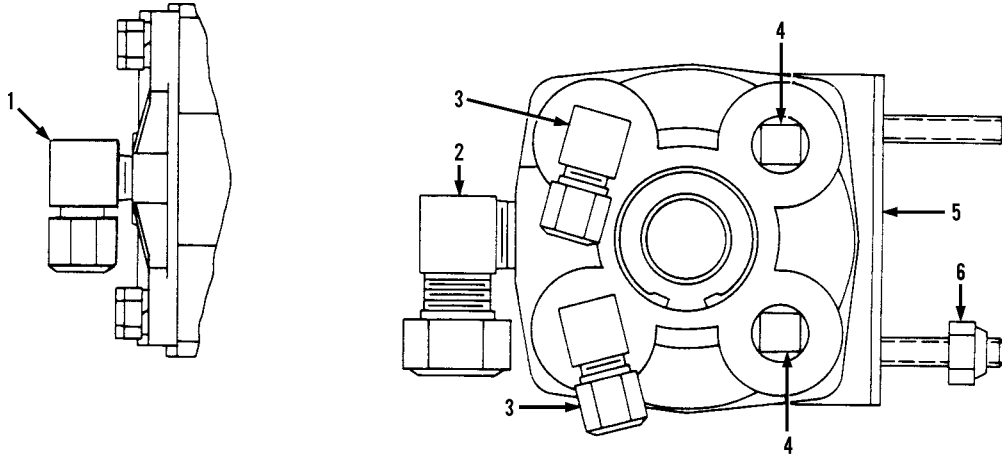


Item	Part No.	Qty.	Description Of Part
	7738-5022	1	AIR RESERVOIR & VALVE ASSY, (icludes all items)
1	8668-3296	1	AIR TANK
2	8871-1254	1	SQUARE HD PIPE PLG, 3/4
3	8871-1251	1	SQUARE HD PIPE PLUG, 1/4
4	8871-1381	1	REDUCING BUSHING, 3/8X1/4
5	8668-3298	1	DRAIN COCK, 1/4
6	8871-1252	1	SQUARE HD PIPE PLUG, 3/8
7	8871-1383	1	REDUCING BUSHING, 1/2X3/8
8	8871-1386	1	REDUCING BUSHING, 3/4X1/2
9	8688-3086	1	TUBE FITTING, 1/2X5/8
10	8688-3085	1	TUBE FITTING, 1/2X3/4
11	8688-1282	1	ADAPTER
12	8668-3294	1	CHECK VALVE
13	8688-3045	1	TUBE FITTING, 90 DEGREES, 3/8X3/8

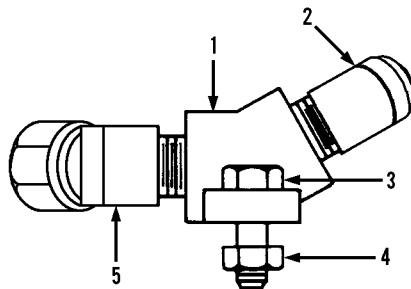


Item	Part No.	Qty.	Description Of Part	Item	Part No.	Qty.	Description Of Part
	7738-5023	1	AIR RESERVOIR & VALVE ASSY, (includes all items)	11	8871-1381	1	REDUCING BUSHING, 3/8X1/4
*1	8668-3296	1	AIR TANK	12	8668-3298	1	DRAIN COCK, 1/4
2	8871-1387	1	REDUCING BUSHING, 3/4X3/8	13	8871-1386	1	REDUCING BUSHING, 3/4X1/2
3	8698-3650	1	ELBOW, 90 DEGREES, 3/8 PIPE	14	8688-3086	1	TUBE FITTING, 1/2X5/8 TUBE
4	8688-3169	1	TUBE FITTING, 90 DEGREES, 3/8X5/8	15	8698-3653	1	1 ELBOW, 90 DEGREES, BRASS, 1/2
5	8871-1381	1	REDUCING BUSHING, 3/8X1/4	16	8870-1073	1	CLOSE NIPPLE, 1/2X1/4
6	8452-1057	1	SAFETY VALVE	17	8688-3085	1	TUBE FITTING, 90 DEGREES, 1/2X3/4 TUBE
7	8698-3651	1	TEE, 3/8	18	8688-1282	1	ADAPTER
*8	8668-3298	1	CHECK VALVE	19	8688-3090	1	TUBE FITTING, 1/4X3/8
9	8871-1251	1	SQUARE HD PIPE PLUG, 1/4	*20	8668-3291	1	PR-2 VALVE
10	8871-1252	1	SQUARE HD PIPE PLUG, 3/8	21	8870-1036	1	CLOSE NIPPLE, 1/2X1-1/2
				22	8871-1384	1	REDUCING BUSHING, 1/2X1/4

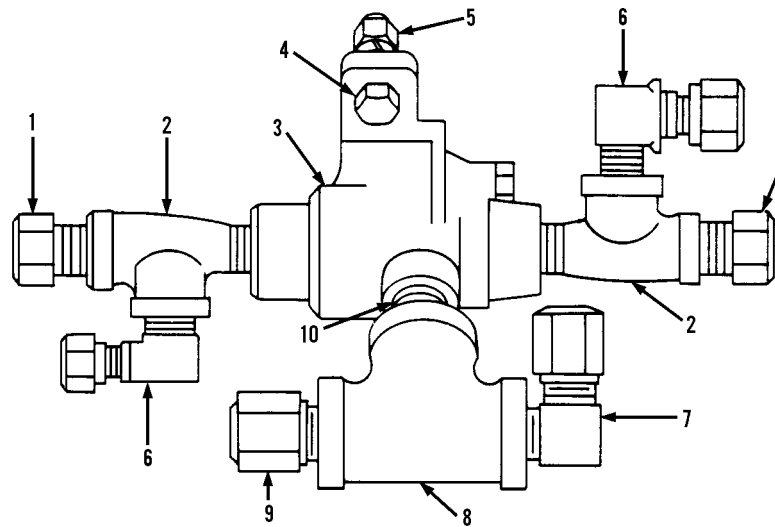
* - Revised illustration & parts list.



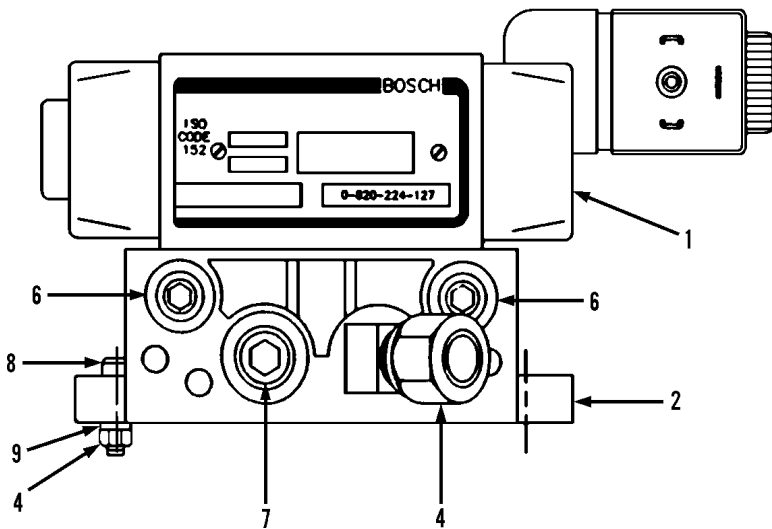
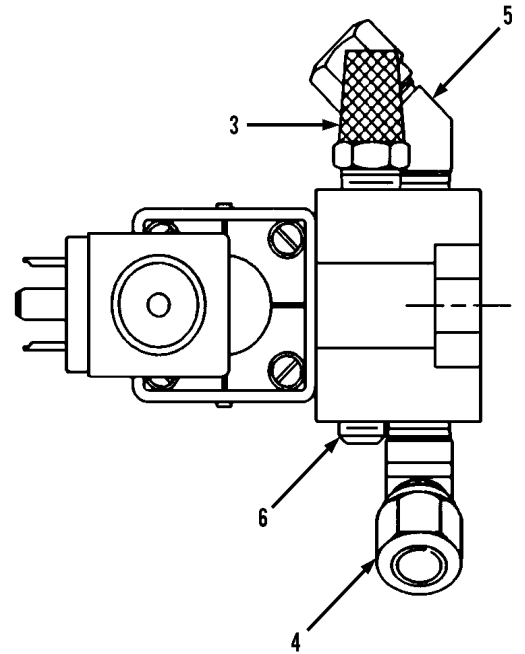
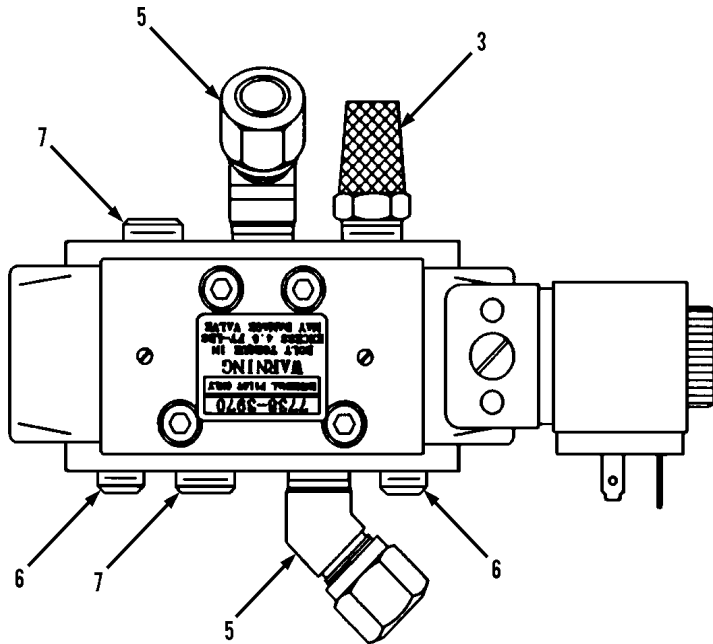
Item	Part No.	Qty.	Description Of Part
	7738-5025	1	FRONT SERVICE BRAKE RELAY VALVE, (includes all items except item 6)
1	8688-3046	1	TUBE FITTING, 1/4X3/8
2	8688-3085	1	ELBOW, 90 DEGREES, 1/2X3/4
3	8688-3262	2	ELBOW, 45 DEGREES, 3/8X1/2
4	8871-1252	2	SQUARE HD PIPE PLUG, 3/8
5	8368-3374	1	RELAY VALVE
6	8852-1205	2	HEX LOCKNUT, 5/16-18



Item	Part No.	Qty.	Description Of Part
	8368-5065	1	ADAPTER ASSY, (includes all items except items 3 & 4)
1	8688-3042	1	ANCHOR ELBOW
2	8098-3038	1	ADAPTER, 45 DEGREES
3	8820-1003	1	HEX HD CAPSCREW, 1/4-20X3/4, GR5
4	8852-1204	1	HEX LOCKNUT, 1/4-20
5	8688-3262	1	ELBOW, 45 DEGREES, 3/8X1/2



Item	Part No.	Qty.	Description Of Part
	7738-5027	1	AIR MANIFOLD & CHECK VALVE, (includes all items except items 4 & 5)
1	8688-3055	2	TUBE FITTING, 3/8X5/8
2	8698-3651	2	STREET TEE, 3/8, (brass)
3	8668-3293	1	DOUBLE CHECK VALVE
4	8820-1020	1	HEX HD CAPSCREW, 5/16-18X1, GR5
5	8852-1205	1	HEX LOCKNUT, 5/16-18
6	8688-3169	2	ELBOW, 90 DEGREES, 3/8X5/8
7	8688-3044	1	ELBOW, 90 DEGREES, 3/8X3/8
8	8698-3647	1	TEE, 3/8, (brass)
9	8698-3306	1	TUBE FITTING, 3/8X3/8
10	8870-1003	1	CLOSE NIPPLE, 3/8X1



Item	Part No.	Qty.	Description Of Part
	7738-5224	1	AIR VALVE ASSY, (axle shift), (includes items 1 thru 7, except item 4)
	7738-4548	Ref	SOLENOID/COIL KIT, (to be used to replace worn or defective valve solenoids/coils)
	7738-4549	Ref	RUBBER SEAL KIT, (to be used to replace special o-ring gasket & all internal piston seals)
1	7738-3970	1	AIR VALVE ASSY, (4-way)

Item	Part No.	Qty.	Description Of Part
2	7738-3550	1	SUB-BASE
3	7738-3551	1	MUFFLER
4	8850-1613	2	HEX NUT, #10-32
5	8688-3063	2	TUBE FITTING, 45 DEGREES, 1/4X3/8
6	8871-1280	2	HEX SOCKET PIPE PLUG, 1/8
7	8871-1281	2	HEX SOCKET PIPE PLUG, 1/4
8	8821-1514	2	SOCKET HD CAPSCREW, #10-32X1-1/4, GR8
9	8855-1104	2	LOCKWASHER, #10, (hi-collar)

Cab Assembly

4x2 or 4x4 Undercarriage

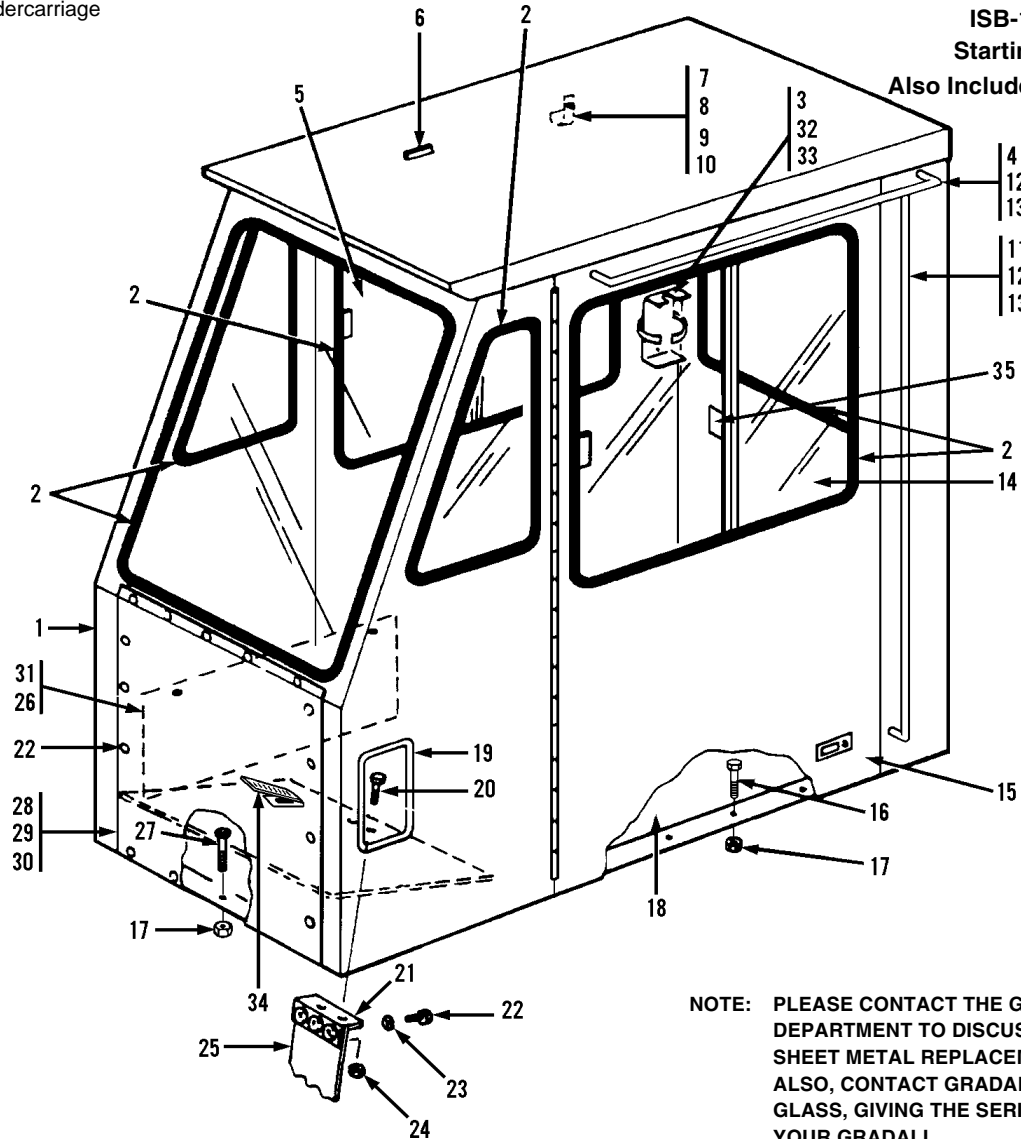
ISB-190 Cummins Diesel

Starting Serial No. G03319

Also Includes Serial No. G03317

Original Issue 10-98

Revised 8-17-01

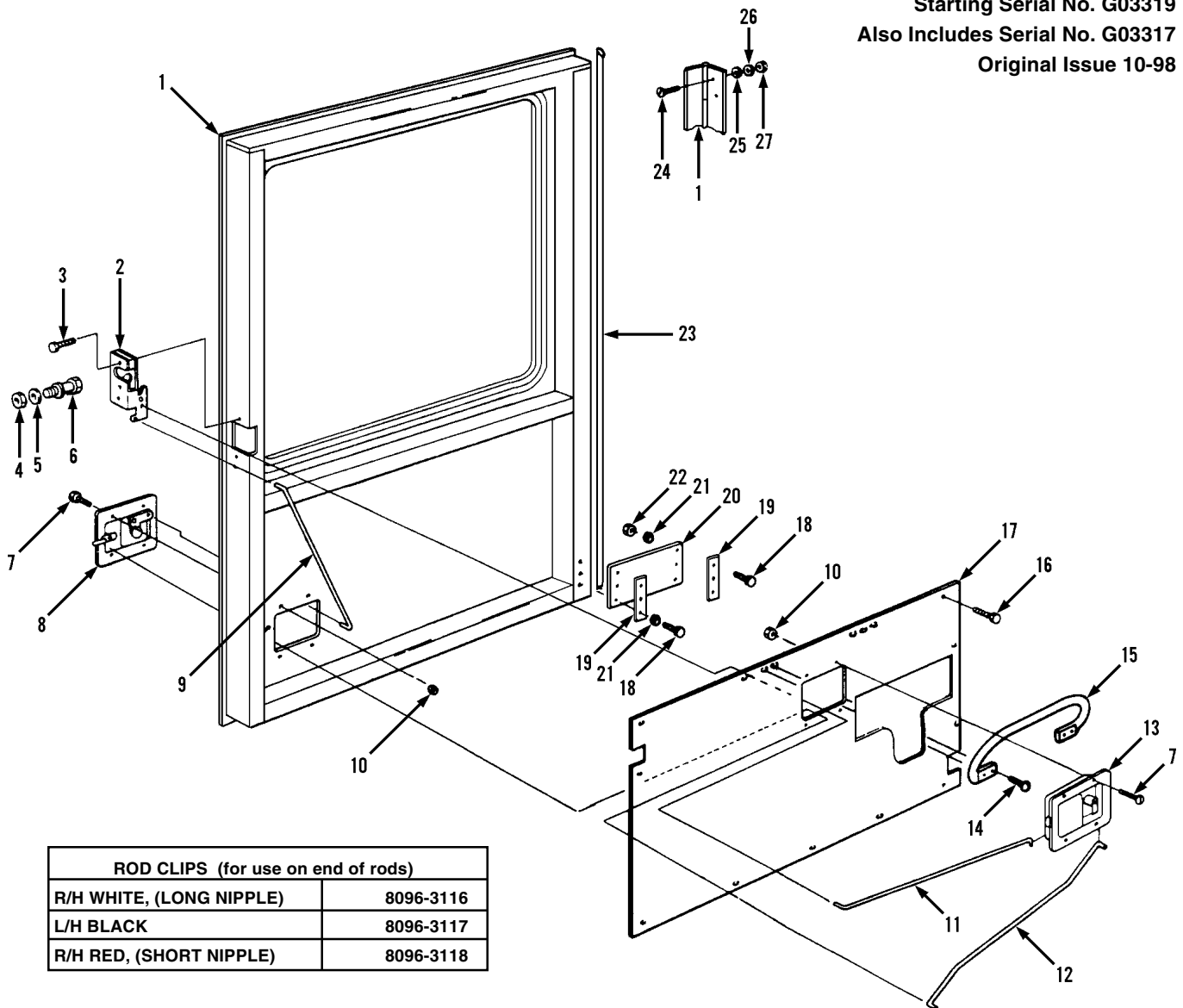


NOTE: PLEASE CONTACT THE GRADALL PARTS DEPARTMENT TO DISCUSS YOUR CAB SHEET METAL REPLACEMENT REQUIREMENTS. ALSO, CONTACT GRADALL, FOR WINDOW GLASS, GIVING THE SERIAL NUMBER OF YOUR GRADALL.

Item	Part No.	Qty.	Description Of Part
1		1	CAB ASSY, (see note)
2	8366-1145	AR	WEATHER STRIP
3	8832-1039	2	SELF-TAPPING SCREW, #10-32X1/2
4	8368-3565	1	GRAB BAR
5	8368-3591	1	WINDOW ASSY, R.H.
6	8368-3516	1	BUMPER PAD
7	8348-3597	1	CLOSE LINK
8	8820-1019	1	HEX HD CAPSCREW, 5/16-18X7/8, GR5
9	8850-1105	1	HEX NUT, 5/16-18
10	8855-1010	1	LOCKWASHER, 5/16
11	8368-3564	1	GRAB BAR
12	8820-1063	4	HEX HD CAPSCREW, 1/2-13X3/4, GR5
13	8855-1013	4	LOCKWASHER, 1/2
14	8368-3590	1	WINDOW ASSY, L.H.
15		Ref	DOOR ASSY, (see page UN7-2 for details)
16	8830-1341	3	FLAT HD MACHINE SCREW, 3/8-16X1-1/2

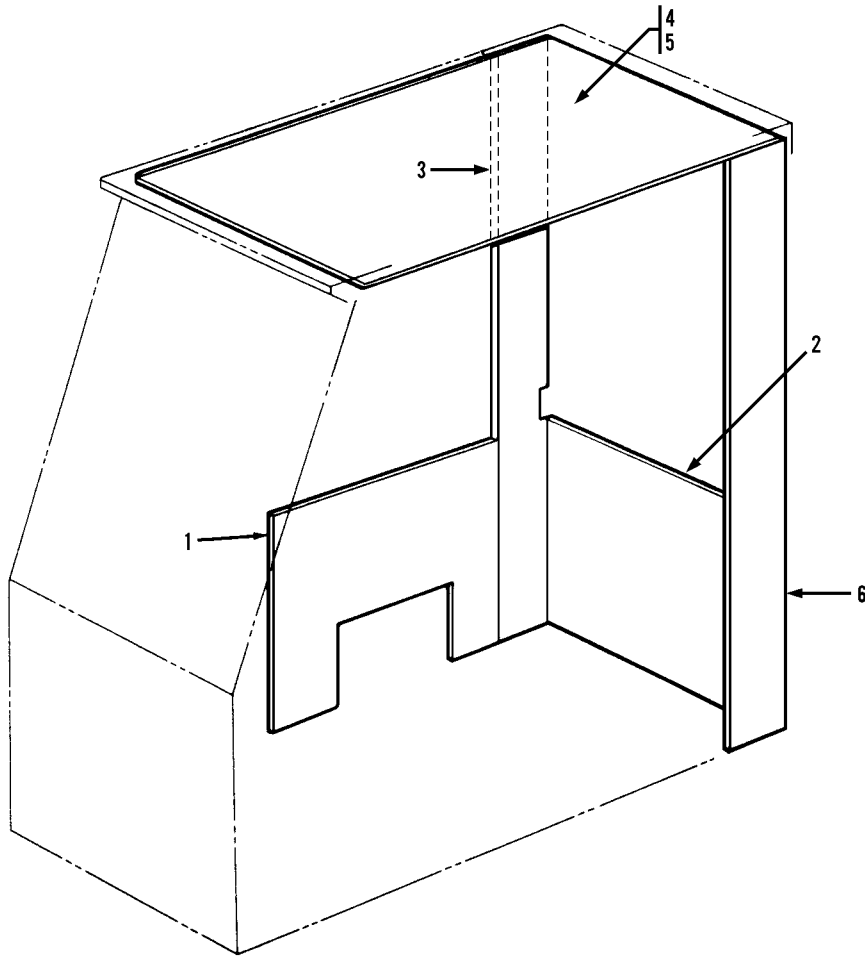
Item	Part No.	Qty.	Description Of Part
17	7714-3015	14	WHIZ-LOK NUT, 3/8-16
18	7738-3245	1	FLOOR MAT
19	8505-1366	1	VENT
20	7714-3004	2	WHIZ-LOK NUT, 5/16-18X1-1/4
21	7738-6061	1	ANGLE WELDMENT
22	7714-3003	17	WHIZ-LOK SCREW, 5/16-18X5/8
23	8856-1108	3	FLAT WASHER, 5/16
24	7714-3006	2	WHIZ-LOK NUT, 5/16-18
25	7738-3246	1	RUBBER FLAP
26	7714-3006	2	WHIZ-LOK NUT, 5/16-18
27	8097-3025	11	WHIZ-LOCK SCREW, 3/8-16X1
28	7738-1568	1	COVER PANEL
29	9020-0755	AR	WEATHER STRIP, (92" long)
30	8368-3540	AR	TRIM-LOK, (68" long)
31	7738-1410	1	ACCESS PANEL
32	8369-3016	1	FIRE EXTINGUISHER
33	8369-3017	1	FIRE EXTINGUISHER BRACKET
34		Ref	ELECTRONIC FOOT PEDAL, (see page UN7-8 for details)
*35	8368-7085	1	LATCH KIT

* - Changed part number on item 35.

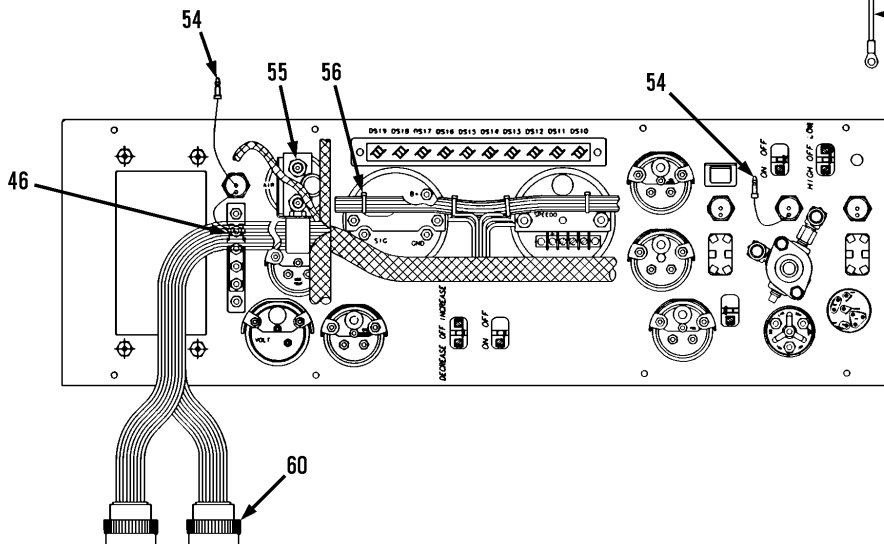
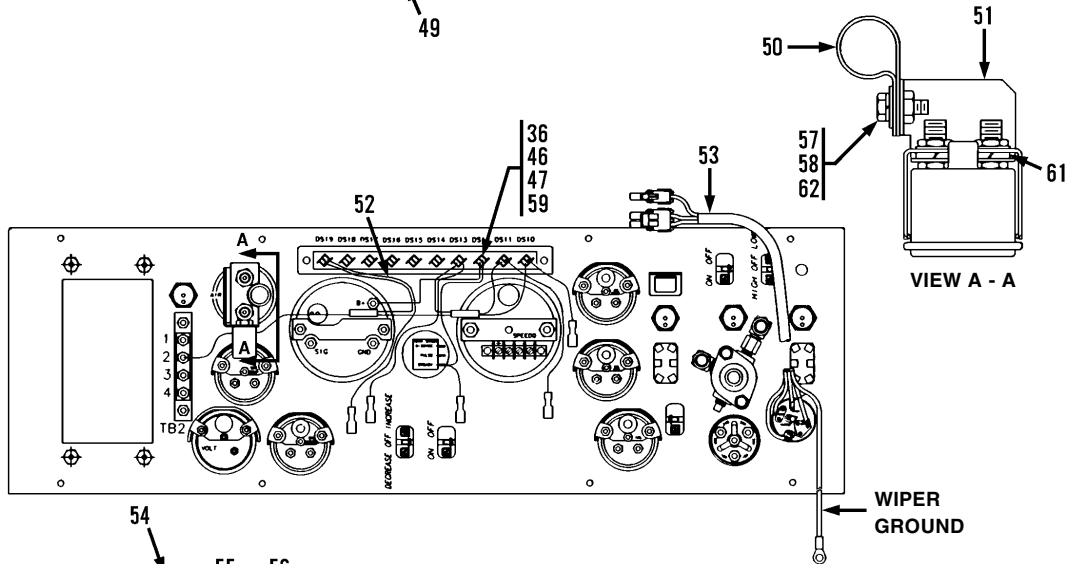
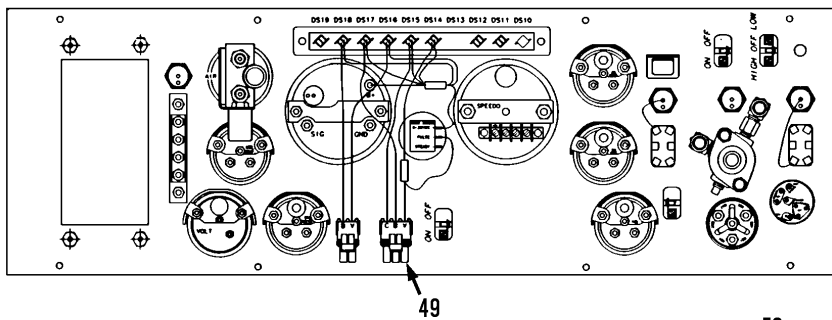
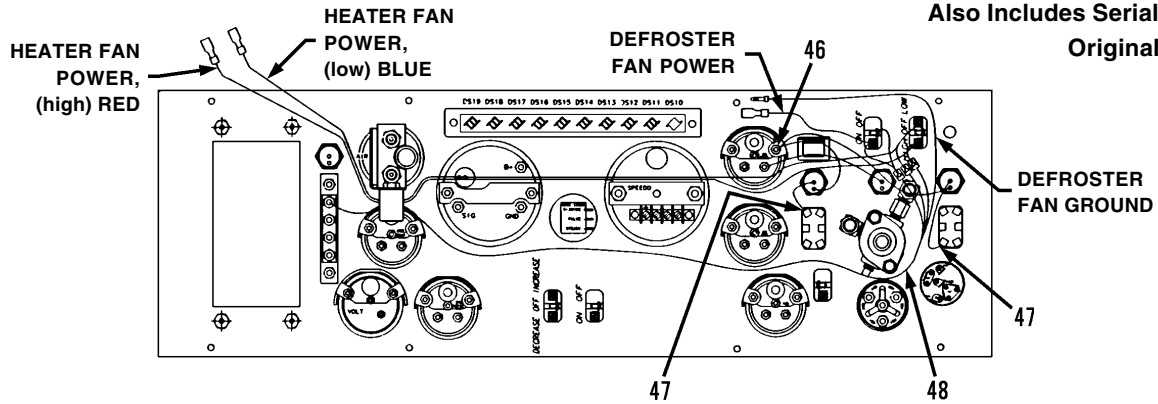


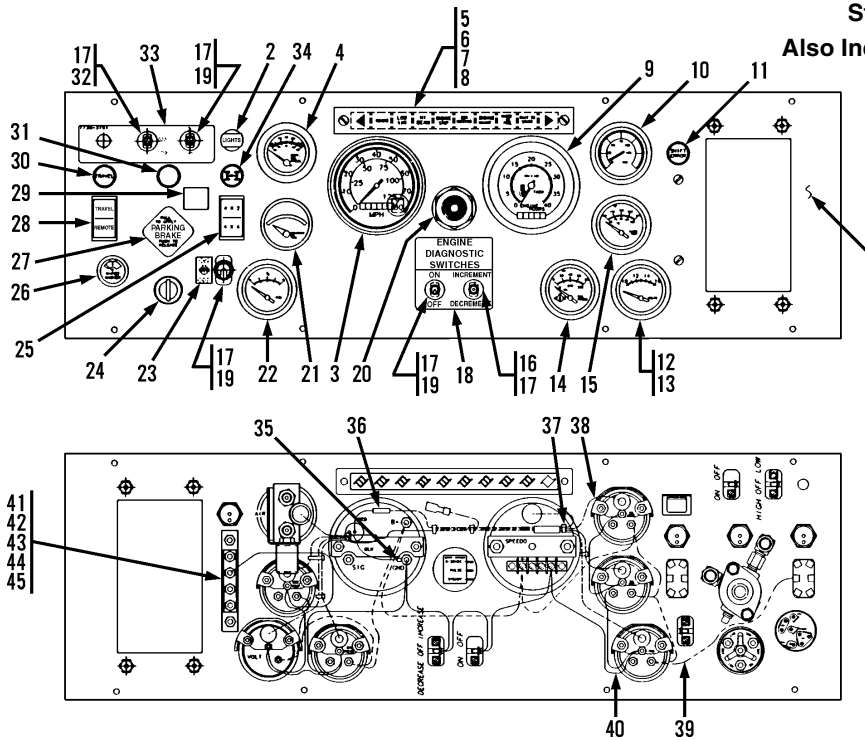
Item	Part No.	Qty.	Description Of Part
1	7738-6084	1	DOOR WELDMENT
2	7738-3446	1	ROTARY LATCH
3	8320-1060	3	HEX HD CAPSCREW, 5/16-18X1-1/4, GR8, SELF-LOCKING, (nylok)
4	8850-1007	1	HEX NUT, 7/16-14
5	8668-3431	1	WASHER, 7/16
6	7716-3104	1	STRIKER PIN
7	8830-4925	8	FILLISTER HD MACHINE SCREW, #8-32X1/2
8	8368-3385	1	OUTSIDE PADDLE LATCH
9	7738-1522	1	ROD
10	8852-1604	8	HEX LOCKNUT, #8-32
11	8368-1795	1	ROD
12	7738-3575	1	ROD
13	8368-3387	1	INSIDE PADDLE LATCH

Item	Part No.	Qty.	Description Of Part
14	8832-1051	4	SELF-TAPPING SCREW, 1/4-20X1
15	8368-3910	1	CAB DOOR HANDLE
16	8832-1029	12	SELF-TAPPING SCREW, #10-32X3/8
17	8368-6168	1	DOOR COVER WELDMENT
18	8820-4912	6	HEX HD CAPSCREW, 1/4-20X2, GR5
19	8505-1278	2	TAB
20	8505-1308	1	DOOR STRAP
21	8855-4918	6	LOCKWASHER, 1/4
22	8505-1318	3	HEX NUT
23	7716-3064	AR	WEATHERSTRIP
24	8830-4926	10	FLAT HD MACHINE SCREW, 1/4-20X1
25	8505-1317	10	FLAT WASHER
26	8855-4918	10	LOCKWASHER, 1/4
27	8505-1318	10	HEX NUT

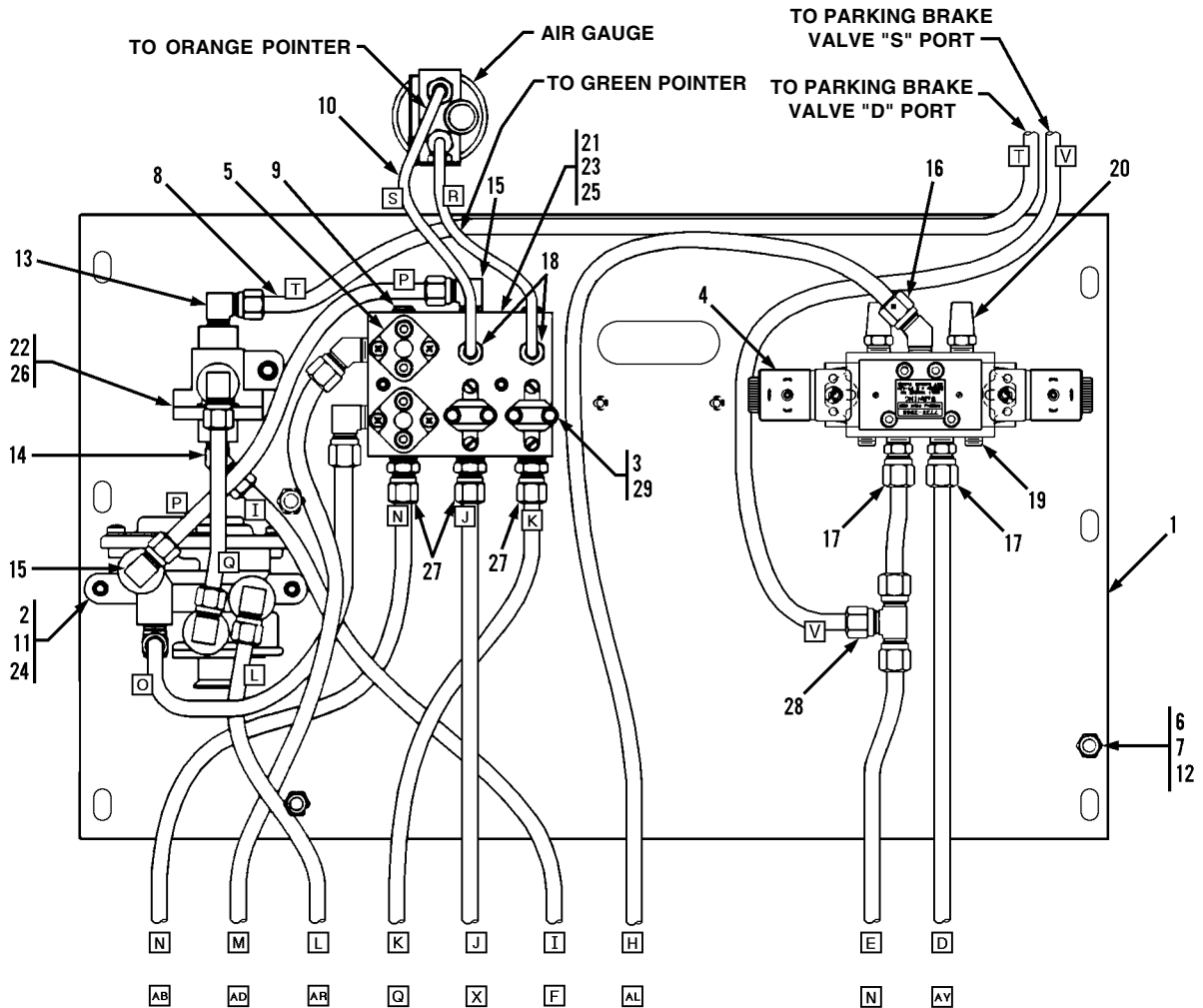


Item	Part No.	Qty.	Description Of Part
1	7737-3052	1	BOTTOM RIGHT SIDE LINER
2	7737-3049	1	BOTTOM BACK LINER
3	7737-3051	1	RIGHT REAR SIDE LINER
4	7737-3045	1	CEILING PANEL
5	8098-3160	7	RETAINER SCREW
6	7737-3050	1	LEFT REAR SIDE LINER

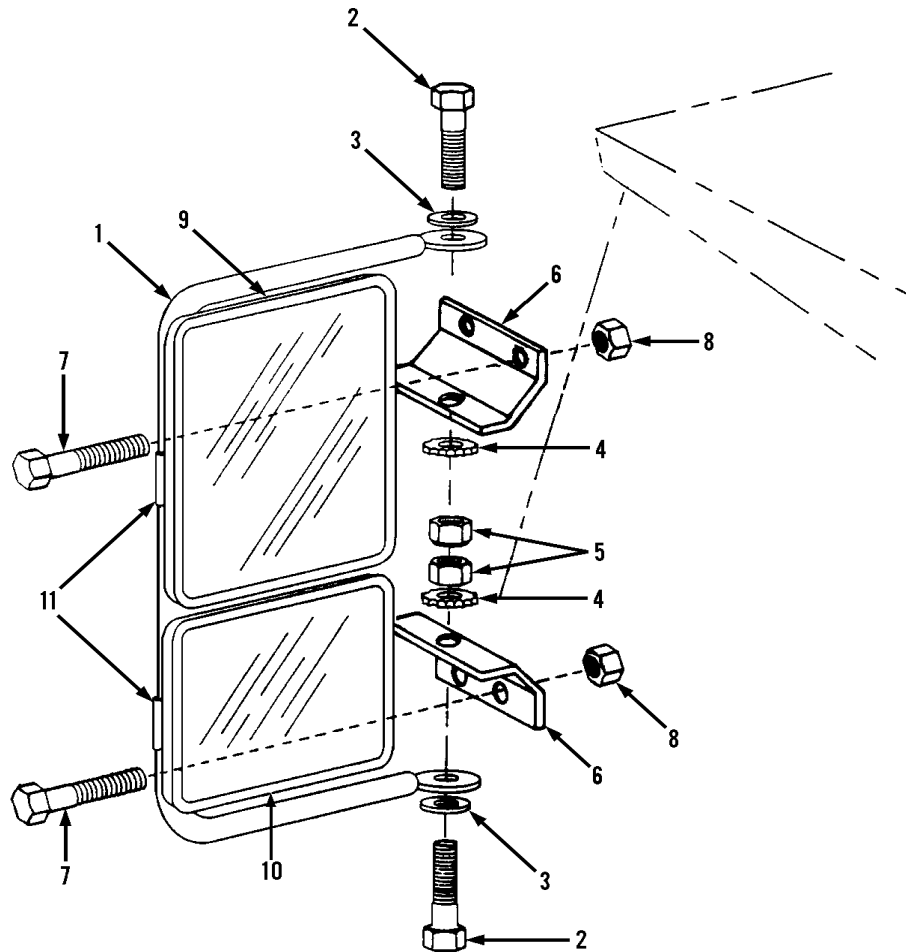




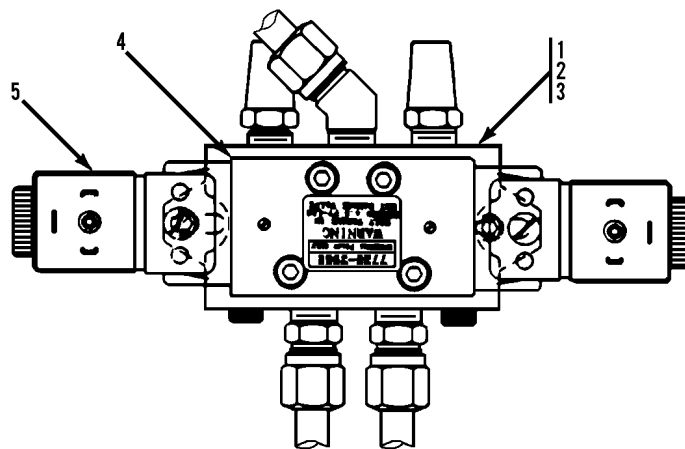
Item	Part No.	Qty.	Description Of Part	Item	Part No.	Qty.	Description Of Part
	7738-5273	1	4 x 2 DASH PANEL ASSEMBLY, (includes all items except item 29)	29	7738-3422	1	DECAL, (4 x 4 only)
	7738-5272	1	4 x 4 DASH PANEL ASSEMBLY, (includes all items)	30	7738-3909	1	TRAVEL INDICATOR LIGHT
1	7738-1850	1	DASH PANEL	31	7738-3604	1	DIFFERENTIAL LOCK INDICATOR LIGHT
2	8668-3127	1	HEADLAMP SWITCH	32	7738-3744	1	HEATER SWITCH
3	7738-3665	1	SPEEDOMETER, (use with 18:00 x 22.5 tires)	33	7738-3741	1	DECAL
	7738-3192	1	SPEEDOMETER, (use with 11:00 x 20 radial tires)	34	7738-3603	1	4 x 4 INDICATOR LIGHT, (4 x 4)
4	7738-3762	1	CONVERTER OIL PRESSURE GAUGE	35	8698-3187	1	RING TERMINAL #8
	7738-3023	Ref	CONVERTER OIL PRESSURE SENDER	36	7716-3105	2	FEMALE BULLET
5	7737-3054	1	LABEL	37	9105-3419	7	TIE WRAP
6	8832-1029	2	SELF TAPPING SCREW, #10-24X3/8	38	7737-3038	1	LAMP JUMPER
7	7738-3512	1	10 - BULB HOUSING	39	7737-3039	1	INSTRUMENT POWER JUMPER
8	7738-3513	10	BULB	40	7737-3037	1	GROUND JUMPER
9	8664-1467	1	TACHOMETER w/HOURMETER	41	8856-1105	4	FLAT WASHER, #10
10	8348-1296	1	DUAL PRESSURE GAUGE	42	8368-3132	1	TERMINAL BOARD
11	7738-3910	1	SHIFT ERROR INDICATOR LIGHT	43	8850-1612	2	HEX NUT, 10-24
12	7738-3709	1	VOLTMETER	44	8830-1092	2	ROUND HD MACHINE SCREW, 10-24X5/8
13	9103-3360	7	GAUGE LIGHT KIT	45	8855-1007	2	LOCKWASHER, #10
14	9103-3247	1	OIL PRESSURE GAUGE	46	8698-3188	3	RING TERMINAL
	9103-3246	Ref	OIL PRESSURE SENDER	47	8348-3075	1	RING TERMINAL, #6, (4 x 2)
15	9020-5687	1	WATER TEMPERATURE GAUGE	48	7738-3490	1	HEATER/DEFROST JUMPER
	9103-3246	Ref	WATER TEMPERATURE SENDER	49	7737-3036	1	JUMPER INDICATOR LAMP
16	7738-3466	1	TOGGLE SWITCH	50	8594-1017	1	CLAMP
17	7738-3470	5	TOGGLE SWITCH BOOT	51	7738-1537	1	CLAMP BRACKET
18	7737-3034	1	LABEL	52	7737-3040	1	GROUND HARNESS INDICATOR LAMP
19	7738-3467	2	TOGGLE SWITCH	53	8395-3039	1	WIPER HARNESS
20	7738-3433	1	MINI SIREN	54	8698-3193	2	MALE BULLET
21	9103-3282	1	CONVERTER OIL TEMP GAUGE	55	8368-3435	2	TUBE FITTING
	7738-3760	Ref	CONVERTER OIL TEMP SENDER	56	9105-3419	4	TIE WRAP
22	9020-5686	1	FUEL GAUGE	57	8856-1002	1	FLAT WASHER, 1/4
23	7738-3673	1	DIFFERENTIAL LOCK DECAL	58	8855-1009	1	LOCKWASHER, 1/4
24	9103-3317	1	IGNITION SWITCH w/KEY	59	7738-3514	1	LIGHT SOCKET
25	7738-3169	1	ROCKER SWITCH, (4 x 4)	60	7737-3035	1	DASH HARNESS
26	8395-3038	1	WIPER & WASHER SWITCH	61	8855-1012	2	LOCKWASHER, 7/16
27		Ref	PARK BRAKE ASSY, (see page UN6-3 for details)	62	8820-1002	1	HEX HD CAPSCREW, 1/4-20X5/8, GR5
28	7738-3159	1	ROCKER SWITCH				



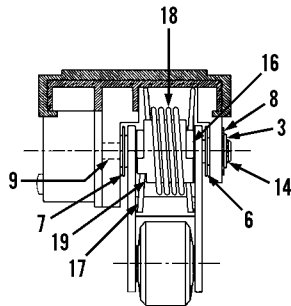
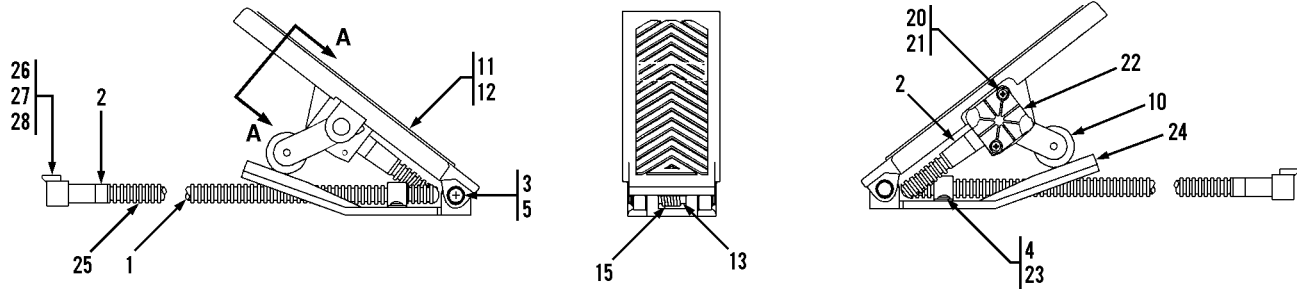
Item	Part No.	Qty.	Description Of Part	Item	Part No.	Qty.	Description Of Part
	7738-5271		ACCESSORY PANEL ASSY, (includes all items on pages UN7-5 & UN7-7, except items 6, 7 & 12 on page UN7-5)	15	8688-3046	5	TUBE FITTING, 90 DEGREES, 1/4X3/8
1	7738-1788	1	ACCESSORY PANEL	16	8688-3063	1	TUBE FITTING, 45 DEGREES, 1/4X3/8
2	8688-3030	1	SPRING BRAKE VALVE	17	8688-3047	2	TUBE CONNECTOR, 1/4X3/8
3	8688-3033	2	LOW PRESSURE SWITCH	18	8688-3217	2	TUBE CONNECTOR, 1/4X1/4
4		Ref	FOUR-WAY AIR VALVE w/SOLENOID, (see page UN7-7 for details)	19	8871-1280	2	PIPE PLUG, 1/8
5	7716-3231	2	STOP LIGHT SWITCH	20	7738-3551	2	MUFFLER, 1/4
6	8820-1020	2	HEX HD CAPSCREW, 5/16-18X1, GR5	21	8821-1035	2	SOCKET HD CAPSCREW, #10-24X1-3/4, GR8
7	8855-1010	8	LOCKWASHER, 5/16	22	8821-2225	1	SOCKET HD CAPSCREW, 5/16-18X3/4, GR8
8		AR	3/8 NYLON TUBING	23	8855-1104	2	LOCKWASHER, (hi-collar), #10
9	8871-1281	2	PIPE PLUG, 1/4	24	8821-1039	2	SOCKET HD CAPSCREW, 1/4-20X5/8, GR8
10		AR	1/4 NYLON TUBING	25	7738-1608	1	PNEUMATIC DISTRIBUTOR MANIFOLD
11	8856-1002	2	FLAT WASHER, 1/4	26	8668-3293	1	DUAL CHECK VALVE
12	8850-1005	8	HEX NUT, 5/16-18	27	8688-3044	3	TUBE CONNECTOR, 3/8X3/8 TUBE
13	8688-3045	3	TUBE FITTING, 90 DEGREES, 3/8X3/8	28	8688-3073	1	TUBE TEE, 3/8
14	8688-3216	2	TUBE FITTING, 45 DEGREES, 1/4X3/8	29	8998-1036	4	PAN HD SCREW, #8-32X3/8



Item	Part No.	Qty.	Description Of Part
1	8368-3545	1	MIRROR SET, (includes items 2, 3, 4, 5, 9 & 10; each mirror set includes two mirror assemblies, one L.H. & R.H., see page UN2-8 for details).
2	8820-1023	2	HEX HD CAPSCREW, 5/16-18X1-3/4, GR5
3	8856-1003	2	FLAT WASHER, 5/16
4	8855-1408	2	LOCKWASHER, (external tooth), 5/16
5	8852-1305	2	HEX LOCKNUT, 5/16
6	8368-1802	2	MOUNTING BRACKET
7	8820-1018	4	HEX HD CAPSCREW, 5/16-18X3/4, GR5
8	7714-3006	4	WHIZ-LOK NUT, 5/16-18
9	8368-7047	1	MIRROR HEAD, FLAT
10	8368-3291	1	MIRROR HEAD, CONVEX, (includes item 11)
11	8368-7062	2	MIRROR CLAMP KIT, (includes hardware)



Item	Part No.	Qty.	Description Of Part
1	7738-4780	AR	SEAL KIT
2	7738-3550	2	MANIFOLD
3	8821-1030	4	SOCKET HD CAPSCREW, #10-24X3/4, GR8, (lubricate & torque to 4.5 ft. lbs.)
4	8855-1104	4	LOCKWASHER, #10, (Hi-Collar)
5	7738-3968	1	FOUR-WAY AIR VALVE, (double solenoid), (includes mounting hardware)
	7738-4789	2	COIL, STD. 12 VDC, (less connector)



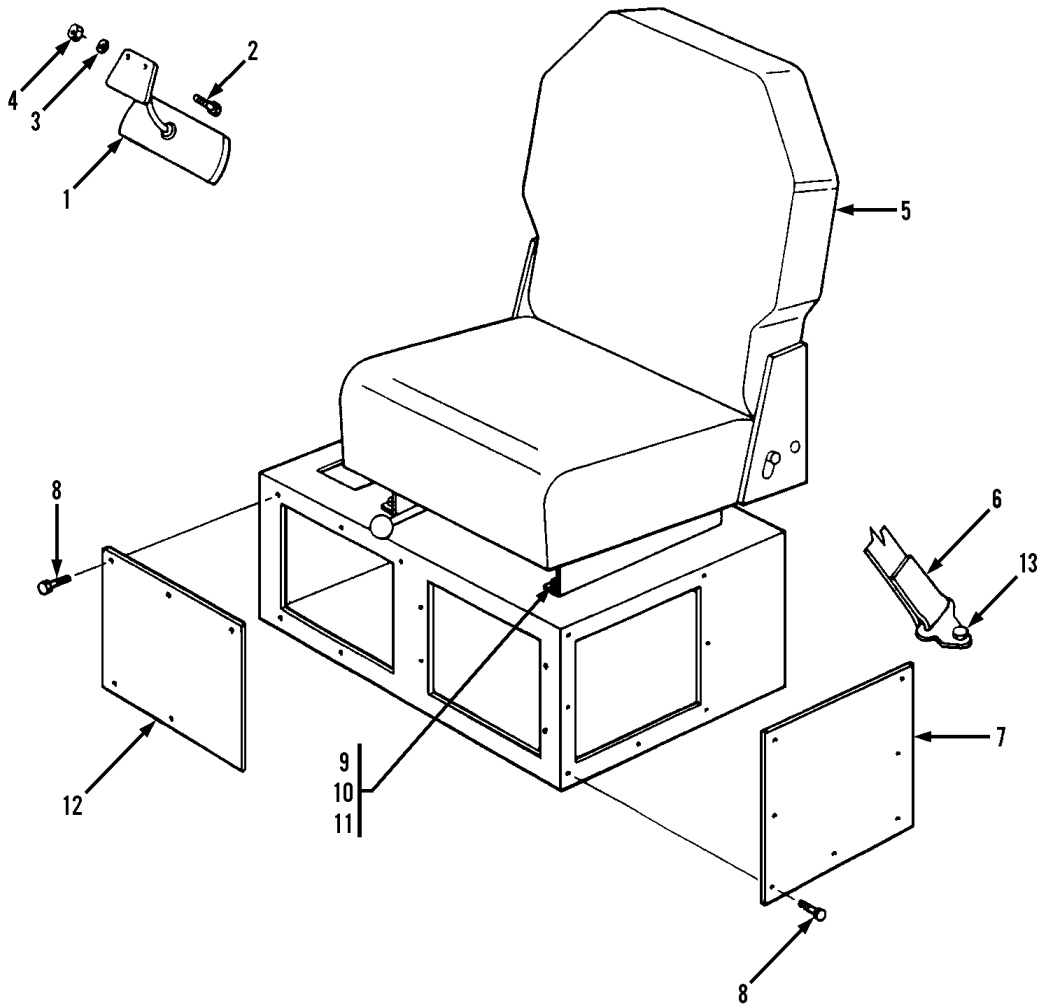
VIEW A - A

WIRING TABLE

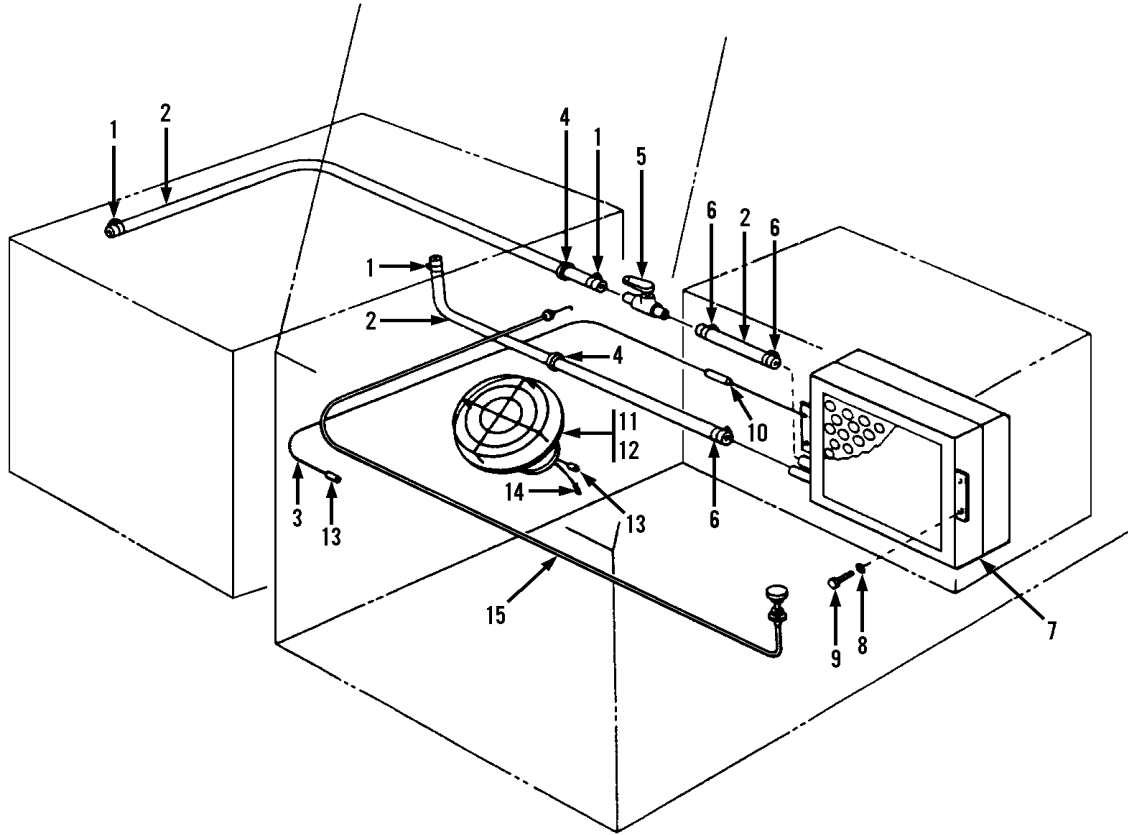
PIN	FUNCTION	WIRE
1	IDLE SWITCH, SUPPLY	YELLOW
2	IDLE SWITCH, CONTACTS OPEN AT IDLE	ORANGE
3	THROTTLE POSITION, SIGNAL	GREEN
4	THROTTLE POSITION, GROUND	BLACK
5	THROTTLE POSITION, SUPPLY	RED
6	IDLE SWITCH, CONTACTS AT IDLE	VIOLET

Item	Part No.	Qty.	Description Of Part	Item	Part No.	Qty.	Description Of Part
	7738-3999	1	ELECTRONIC FOOT PEDAL, (includes all items)	17	7738-4816	1	INNER SPRING
1	7738-4800	1	PVC TUBING	18	7738-4817	1	OUTER SPRING
2	7738-4801	2	HEAT SHRINK	19	7738-4818	1	SPRING SPACER
3	7738-4802	2	CIRCLIP	20	7738-4819	2	SCREW
4	7738-4803	1	P-CLIP	21	7738-4820	2	INTERNAL LOCK WASHER
5	7738-4804	4	BEARING	*22		1	SENSOR, 30 DEGREE HARNESS
6	7738-4805	1	BEARING	23	7738-4822	1	SCREW
7	7738-4806	1	WASHER	24	7738-4823	1	BASE PLATE
8	7738-4807	1	WASHER	25	7738-4824	1	CONVOLUTED TUBING
9	7738-4808	1	BEARING	26	7738-4825	6	TERMINAL
10	7738-4809	1	ROLLER ASSY	27	7738-4826	1	CONNECTOR
11	7738-4810	1	FLOOR PLATE COVER	28	7738-4827	1	CONNECTOR LOCK
12	7738-4811	1	FLOOR PLATE				
13	7738-4812	1	PIVOT SPINDLE				
14	7738-4813	1	SPINDLE				
15	7738-4814	1	PIVOT SPRING				
16	7738-4815	1	ARBOR				
							NOTE: ONLY ITEMS WITH PART NUMBERS ARE AVAILABLE FOR SERVICE.

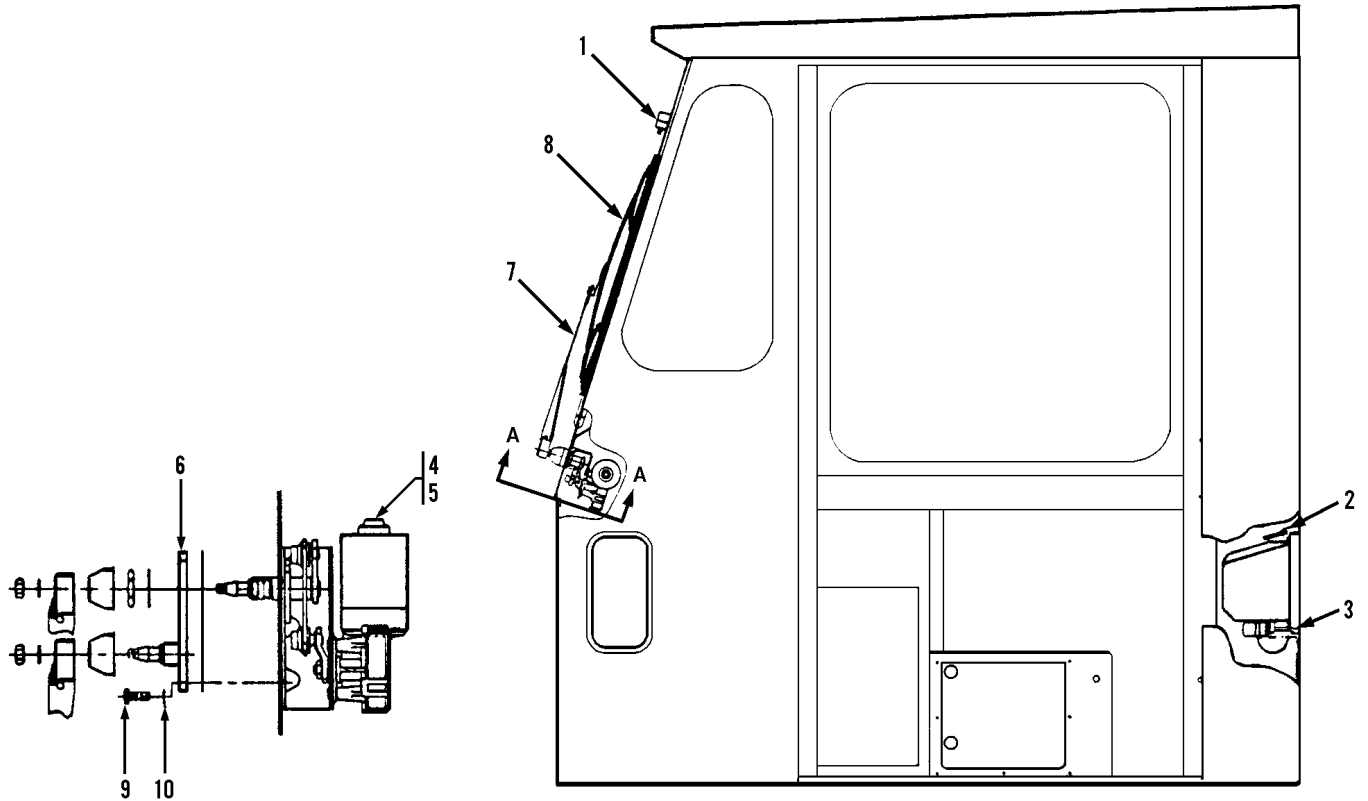
* - Removed part number from item 22; added note to parts list.
 GP



Item	Part No.	Qty.	Description Of Part
1	8368-3278	1	SUN VISOR
2	8832-1031	2	SELF TAPPING SCREW, #10-24X5/8
3	8856-1105	2	FLAT WASHER, #10
4	8850-1612	2	HEX NUT, #10-24
5	8668-3499	1	SEAT ASSY
6	8688-3173	1	SEAT BELT KIT
7	7738-1029	1	COVER PLATE
8	8832-1039	12	SELF TAPPING SCREW, #10-32X1/2
9	8850-1005	4	HEX NUT, 5/16-18
10	8855-1010	4	LOCK WASHER, 5/16
11	8856-1003	4	FLAT WASHER, 5/16
12	7738-1030	1	COVER PLATE
13	8850-1307	2	HEX NUT, 7/16-20

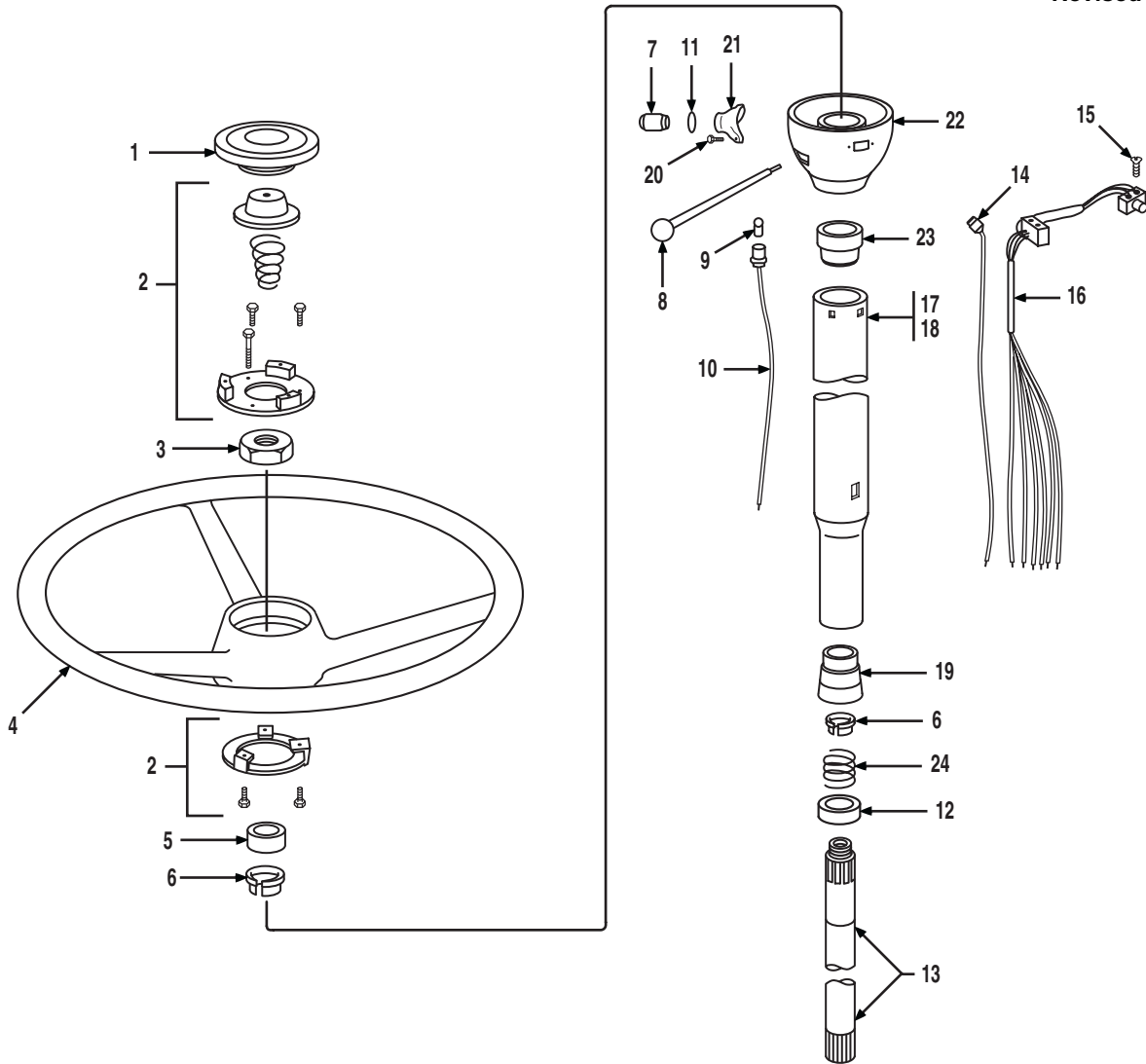


Item	Part No.	Qty.	Description Of Part
1	8667-1187	3	HOSE CLAMP
2		AR	HEATER HOSE, 1/2 I.D.
3		AR	WIRE, 16 GA., RED
4	8656-1279	2	GROMMET
5	8368-3182	1	HEATER CONTROL VALVE
6	8668-3193	3	HOSE CLAMP
7	8368-3480	1	HEATER ASSY
8	8855-1010	4	LOCKWASHER, 5/16
9	8820-1018	4	HEX HD CAPSCREW, 5/16-18X1-3/4, GR5
10	2460-1587	1	CONNECTOR
11	8832-1039	4	SELF-TAPPING SCREW, #10-32X1/2
12	8668-3154	1	DEFROSTER
13	8698-3193	2	BULLET TERMINAL
14	7716-3105	1	FEMALE BULLET
15	7738-3056	1	HEATER CONTROL CABLE



VIEW A - A

Item	Part No.	Qty.	Description Of Part
1	8368-3103	1	WASHER NOZZLE KIT, (kit includes mounting parts)
2	8368-3085	1	WASHER & BOTTLE ASSY, (includes mounting screws)
3		AR	WASHER HOSE
4	8395-3036	1	ELECTRIC WIPER KIT, (includes item 5)
5	8395-3047	1	HARDWARE KIT
6	8395-3048	1	SLAVE PIVOT KIT
7	8395-3049	1	PANTOGRAPH WIPER ARM ASSY
8	8395-3050	1	WIPER BLADE
9	8820-1502	1	HEX HD CAPSCREW, 1/4-28X/34, GR5
10	8855-1009	1	LOCKWASHER, 1/4
			NOTE: ONLY ITEMS WITH PART NUMBERS ARE AVAILABLE FOR SERVICE.



Item	Part No.	Qty.	Description Of Part
	8368-3453	1	STEERING COLUMN ASSY, (includes all items except 1, 2, 4 & 8)
1	8668-3425	1	HORN BUTTON
2	8668-3424	1	HORN BUTTON PARTS GROUP, (component parts not sold separately)
3	8307-1559	1	WHEEL NUT
4	8688-3131	1	STEERING WHEEL
5	8368-7079	1	SPACER
6	8307-1557	2	SEAT
7	8307-2170	1	COVER
8	8668-3423	1	LEVER
9	8668-3109	1	BULB
10	8368-4480	1	SOCKET ASSY
11	8368-4481	1	O-RING
12	8307-4404	1	DUST CAP

Item	Part No.	Qty.	Description Of Part
13	8307-4402	1	WHEEL SHAFT
14	8368-4482	1	CONTACT BRUSH ASSY
15	8368-7080	4	MACHINE SCREW
16	8368-4484	1	TURN SIGNAL SWITCH ASSY
17	8368-4485	1	JACKET TUBE & TURN SIGNAL HOUSING ASSY, (includes items 18 thru 23)
18	8368-4486	1	JACKET TUBE ASSY, (includes item 19)
19	8307-4401	1	BEARING ASSY
20	8368-7081	2	PAN HEAD SCREW
21	8307-2164	1	LIGHT HOUSING
22	8368-4488	1	TURN SIGNAL HOUSING SERVICE ASSY, (includes item 23)
23	8307-2160	1	BEARING ASSY
24	8368-4489	1	SPRING

* - Revised inclusion note for 8368-3453.

STEERING & RELATED COMPONENTS

Steering Drive Shaft

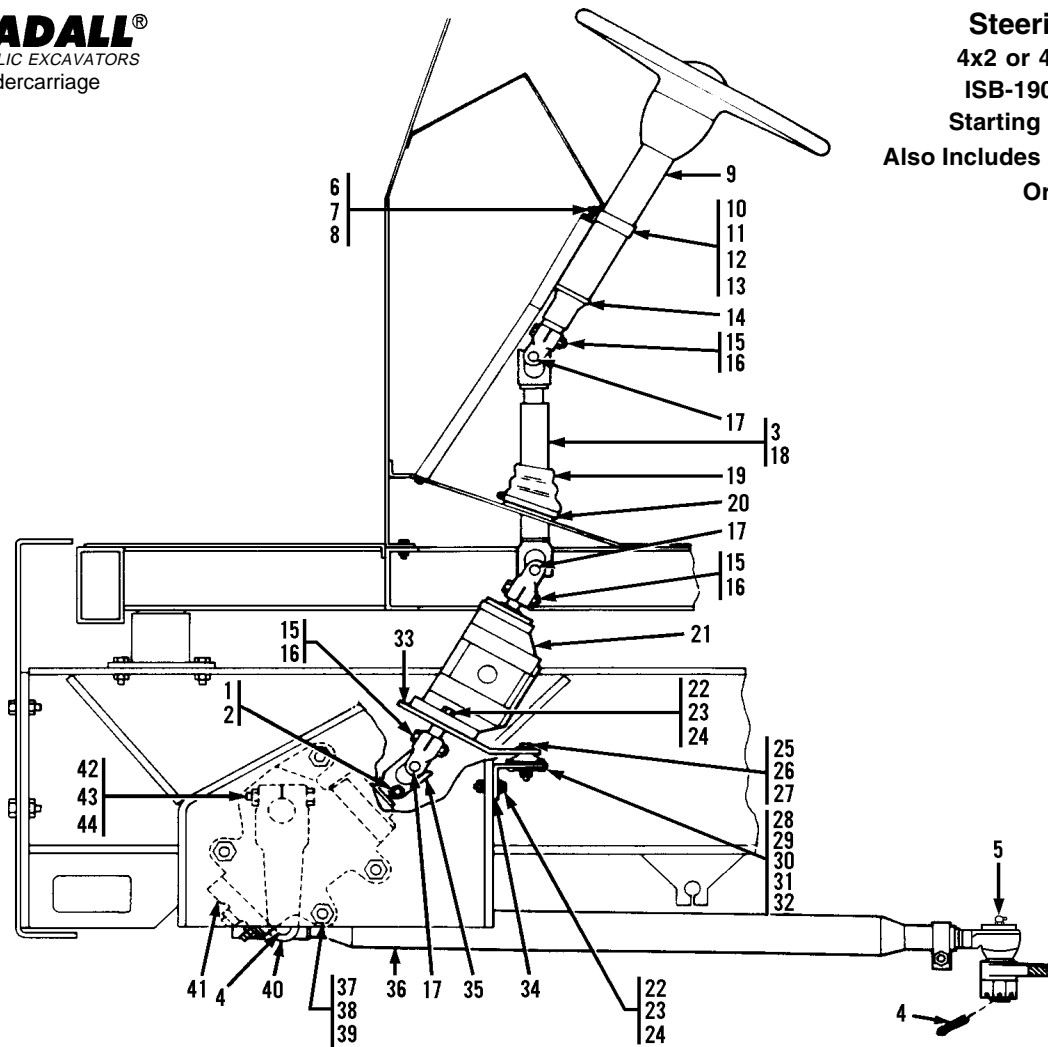
4x2 or 4x4 Undercarriage

ISB-190 Cummins Diesel

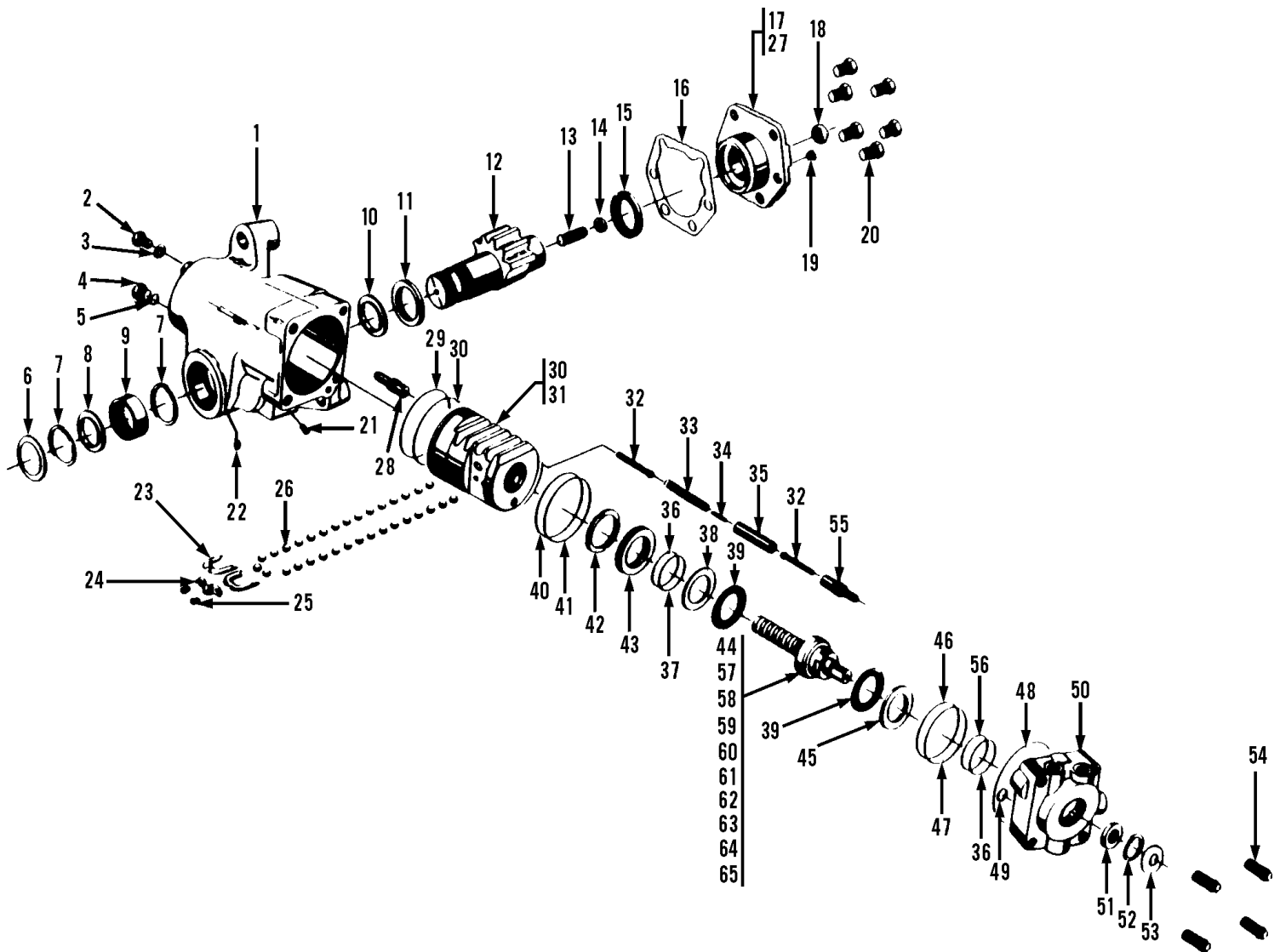
Starting Serial No. G03319

Also Includes Serial No. G03317

Original Issue 10-98

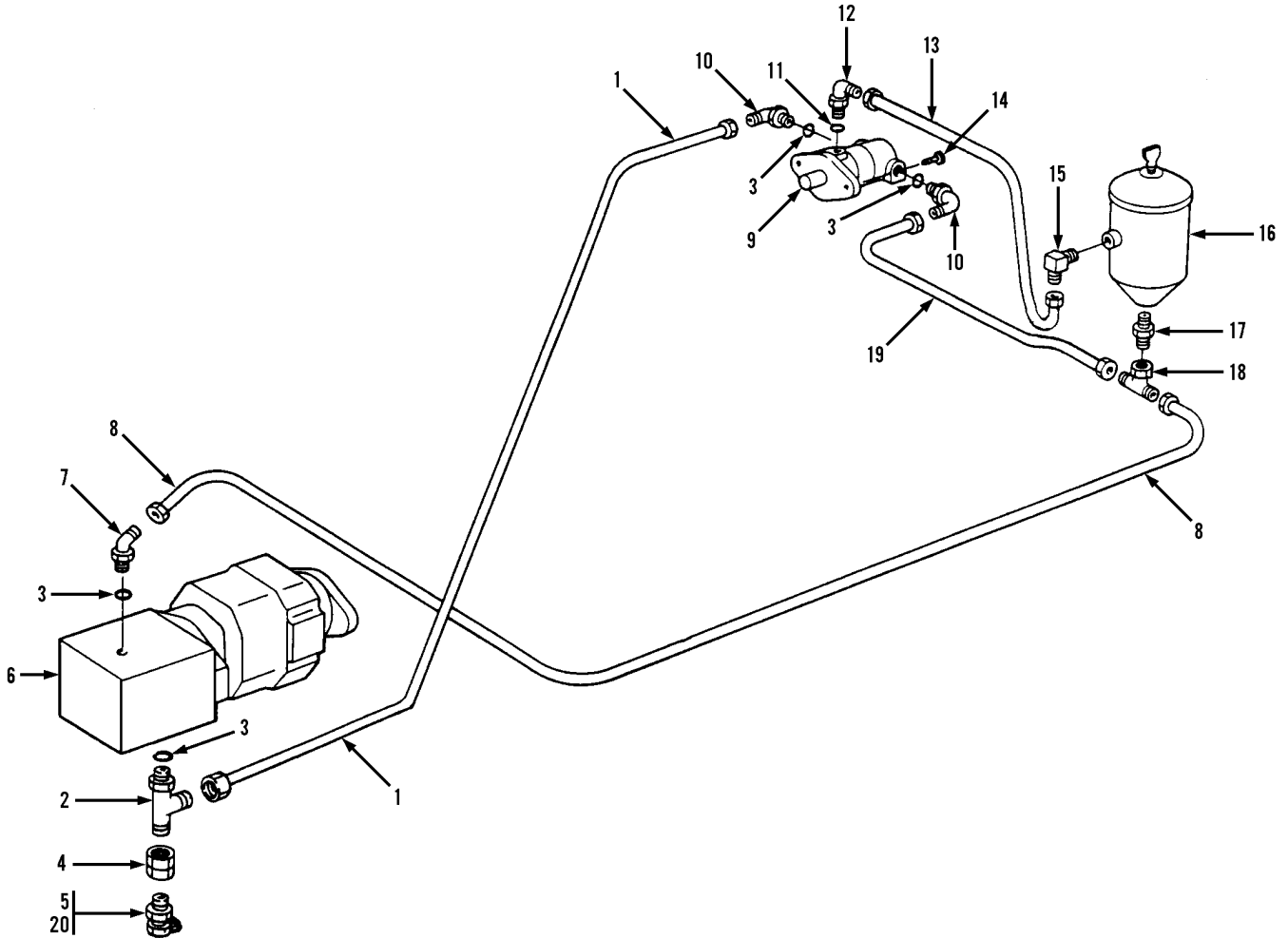


Item	Part No.	Qty.	Description Of Part	Item	Part No.	Qty.	Description Of Part
1	8320-1109	1	HEX HD CAPSCREW, 7/16-14X2, GR8	24	8856-1111	6	FLAT WASHER, 1/2
2	8852-1007	1	HEX LOCKNUT, 7/16-14	25	8820-1043	2	HEX HD CAPSCREW, 3/8-16X3, GR5
3	8822-1182	1	HEX SOCKET SET SCREW, (cup point), 1/4-28X3/16	26	8856-1109	4	FLAT WASHER, 3/8
4	8863-1321	2	COTTER PIN	27	8852-1006	2	HEX LOCKNUT, 3/8-16
5	8867-1027	2	LUBE FITTING, 30 DEGREES 1/8	28	7738-3241	2	LORD MOUNT
6	8830-2162	2	ROUND HD MACHINE SCREW, 3/8-16X2	29	7738-3319	2	SNUBBER WASHER
7	8855-4929	2	LOCKWASHER, 3/8	30	8830-1093	8	ROUND HD MACHINE SCREW, #10-24X3/4
8	8850-1620	2	HEX NUT, 3/8-16	31	8855-1007	8	LOCKWASHER, #10
9		Ref	STEERING COLUMN ASSY, (see page UN8-1 for details)	32	8850-1612	8	HEX NUT, #10-24
10	8668-3189	2	LINER	33	7738-1317	1	MOUNTING PLATE
11	8668-3188	2	INSULATOR	34	7738-1318	1	MOUNTING ANGLE
12	8698-1162	1	STRAP	35	7738-3072	1	YOKE ASSY, (includes item 17)
13	8698-1161	1	BRACKET	36		Ref	STEERING DRAG LINK ASSY, (see page UN8-10 for details)
14	8668-1474	1	CLAPASSY	37	8320-1096	4	HEX HD CAPSCREW, 7/8-14X4, GR8
15	8320-1057	3	HEX HD CAPSCREW, 3/8-16X2, GR8	38	8850-1314	4	HEX NUT, 7/8-14, (loctite & torque to 490-510 ft. lbs.)
16	8852-1006	3	HEX LOCKNUT, 3/8-16	39	7738-3118	4	HARDENED WASHER
17	8368-3785	3	UNIVERSAL JOINT	40	7738-3853	1	PITTMAN ARM
18	7738-3071	1	DRIVE SHAFT ASSY, (includes item 17)	41		Ref	STEERING -GEAR ASSY, (see pages UN8-3 & UN8-4 for details)
19	7738-3198	1	STEERING HOLE BOOT	42	8320-1001	1	HEX HD CAPSCREW, 3/4-10X4-1/4, GR8, SELF-LOCKING, (nylok)
20	8503-1160	1	CLAMP	43	8852-1012	1	HEX LOCKNUT, 3/4-10
21		Ref	HYDRAULIC STEERING MOTOR, (see page UN8-8 for details)	44	8856-1115	1	FLAT WASHER, 3/4
22	8612-1186	4	HEX HD CAPSCREW				
23	8852-1008	4	HEX LOCKNUT, 1/2-13				

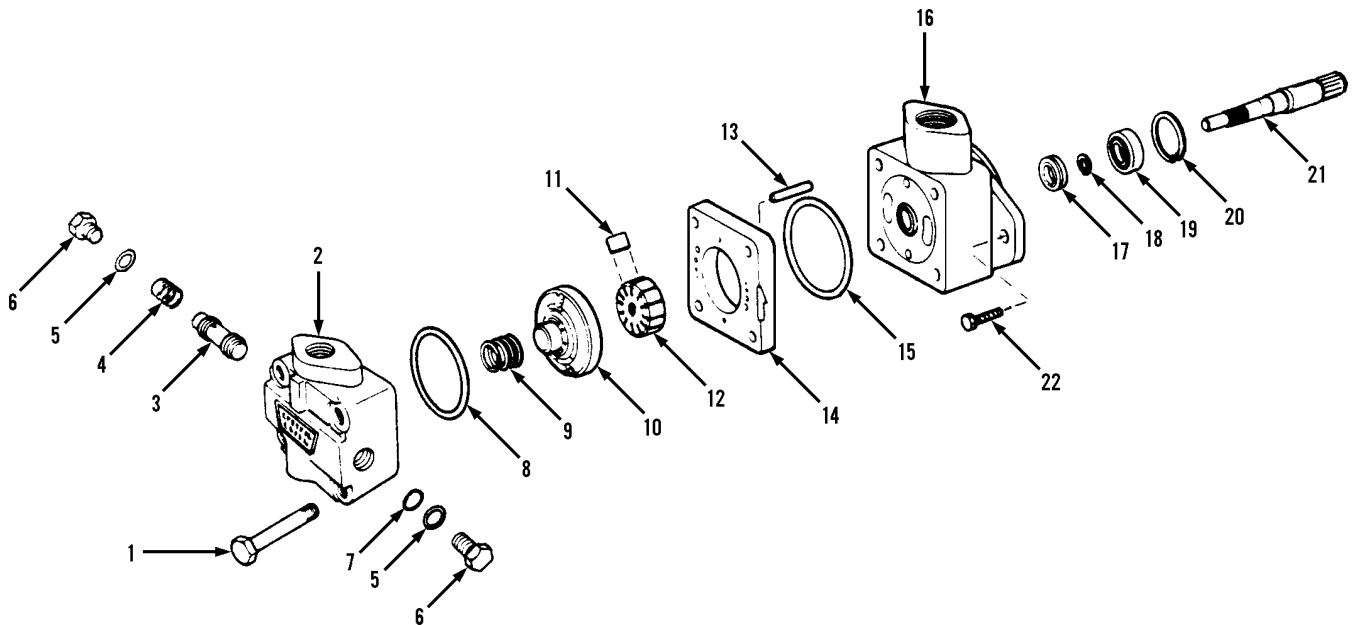


Item	Part No.	Qty.	Description Of Part	Item	Part No.	Qty.	Description Of Part
	7738-3697	1	STEERING GEAR ASSY, (includes all items)	30	8368-3876	1	O-RING
*	7738-3746	Ref	POPPET ADJUSTING KIT	31	7738-4686	1	WORM, VALVE & RACK ASSY, (includes items 23 thru 26, 28 thru 35 & 56)
	7738-4774	1	STEERING GEAR SEAL KIT, (includes items 5, 6, 8, 15, 16, 19, 23, 24, 29, 30, 36, 37, 40, 41, 42, 46, 47, 48, 49, 52, 53 & 56)	32	7738-4687	2	POPPET
	7738-4799	1	INPUT SHAFT SEAL KIT, (includes items 51 thru 53)	33	7738-4688	1	POPPET SPRING
1	7738-4670	1	HOUSING ASSY, (includes items 7, 8, 9, 10, 11, 22 & 55)	34	7738-4715	1	SPACE ROD
2	7738-4671	1	HEX HD CAPSCREW, 7/16-20X1-1/4	35	7738-4689	1	PUSH TUBE
3	7738-4672	1	FLAT WASHER, 7/16, (copper)	36	7738-4690	2	O-RING
4	7738-4673	1	PLUG, 9/16	37	7738-4691	1	SEAL
5	7738-4277	1	O-RING	38	7738-4692	1	THRUST WASHER, (thin)
6	7738-4674	1	DIRT & WATER SEAL	39	7738-4693	2	THRUST BEARING
7	7738-4675	2	RETAINING RING	40	8368-3876	1	O-RING
8	7738-4676	1	DIRT SEAL	41	8368-3875	1	SEAL RING
9	7738-4677	1	ROLLER BEARING	42	7738-4694	1	ADJUSTER LOCKNUT
10	7738-4678	1	WASHER - SPACER	43	7738-4695	1	BEARING ADJUSTER
11	7738-4679	1	OUTPUT SEAL	44	7738-4696	1	WORM & VALVE SERVICE ASSY, (includes item 57 thru 65)
12	7738-4283	1	SECTOR SHAFT ASSY, (includes items 13 & 14)	45	7738-4716	1	THRUST WASHER, (thick)
13	8688-1522	1	ADJUSTING SCREW	46	7738-4697	1	SEAL
14	8688-1521	1	RETAINER	47	7738-4698	1	O-RING
15	7738-4282	1	OUTPUT SEAL	48	8368-3871	1	SEAL RING
16	8368-3900	1	SIDE COVER GASKET	49	7738-4699	1	O-RING
17	7738-4680	1	SIDE COVER ASSY, (includes items 15 & 27)	50	7738-4700	1	VALVE HOUSING ASSY
18	7738-4278	1	HEX JAM NUT, 1/2-20	51		1	INPUT SEAL
19	8688-1514	1	VENT PLUG	52		1	RETAINING RING
20	7738-4279	5	HEX HD CAPSCREW	53		1	DIRT & WATER SEAL
21	7738-4275	1	BLEEDER SCREW, (lubricate & torque to 27-33 in. lbs.)	54	7738-4285	4	VALVE HOUSING BOLT
22	7738-4681	1	GREASE FITTING	55	7738-4704	1	POPPET ADJUSTER SEAT & SLEEVE
23	7738-4682	2	BALL RETURN GUIDE	56	7738-4697	1	SEAL
24	7738-4683	1	BALL RETURN GUIDE CLIP	57	7738-4706	1	INPUT & WORM ASSY
25	7738-4289	2	HEX HD CAPSCREW	58	7738-4707	1	WORM SCREW
26	7738-4684	32	BALL	59	7738-4708	1	INPUT SHAFT
27	7738-4521	1	BUSHING	60	7738-4709	1	O-RING
28	7738-4685	1	POPPET ADJUSTER SEAT & SLEEVE	61	7738-4710	1	T-BAR PIN
29	8368-3875	1	SEAL RING	62	7738-4711	1	BALL, 7/32
				63	7738-4712	1	T-BAR
				64	7738-4713	1	T-BAR PIN
				65	7738-4714	1	O-RING
							NOTE: ONLY ITEMS WITH PART NUMBERS ARE AVAILABLE FOR SERVICE.

* - Revised inclusion note for 7738-4774.

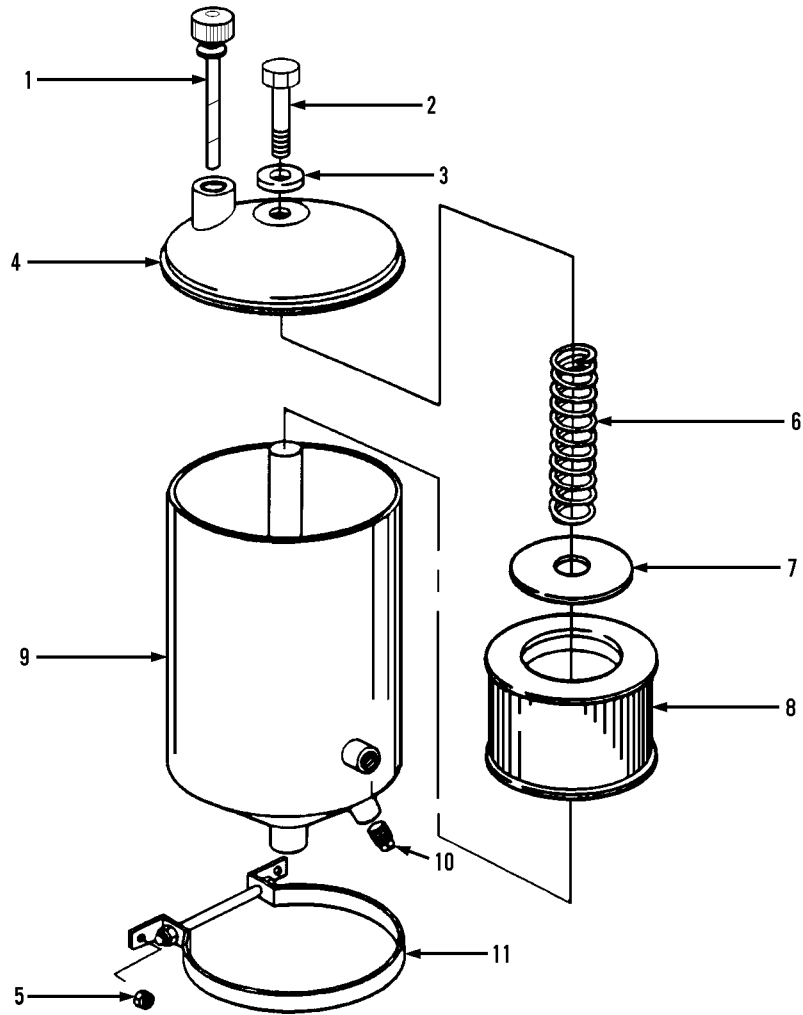


Item	Part No.	Qty.	Description Of Part	Item	Part No.	Qty.	Description Of Part
1	7713-3193	1	HOSE ASSY	11	8859-1209	1	O-RING
2	8866-2140	1	RUN TEE, (includes item 3)	12	8866-2069	1	ELBOW, 90 DEGREES, (includes item 11)
3	8859-1205	4	O-RING	13	7713-3084	1	HOSE ASSY
4	7724-1003	1	ADAPTER	14	8820-1035	2	HEX HD CAPSCREW, 3/8-16X1, GR5
5	7713-3089	1	MINI-CHECK COUPLING, (includes item 20)	15	8874-3077	1	MALE ELBOW, 90 DEGREES, 3/4X3/4 TUBE
6		Ref	STEERING GEAR ASSY, (see page UN8-3 & UN8-4 for details)	16		Ref	POWER STEERING RESERVOIR ASSY, (see page UN8-7 for details)
7	8866-2085	1	ELBOW, 45 DEGREES, (includes item 3)	17	7736-3079	1	ADAPTER
8	8471-7455	1	HOSE ASSY	18	8866-2240	1	SWIVEL NUT RUN TEE, 1/2 TUBE
9		Ref	POWER STEERING PUMP ASSY, (see page UN8-6 for details)	19	7713-3458	1	HOSE ASSY
10	8866-2065	2	ELBOW, 90 DEGREES, (includes item 3)	20	8376-3056	1	VITON O-RING, (lubricate lightly)

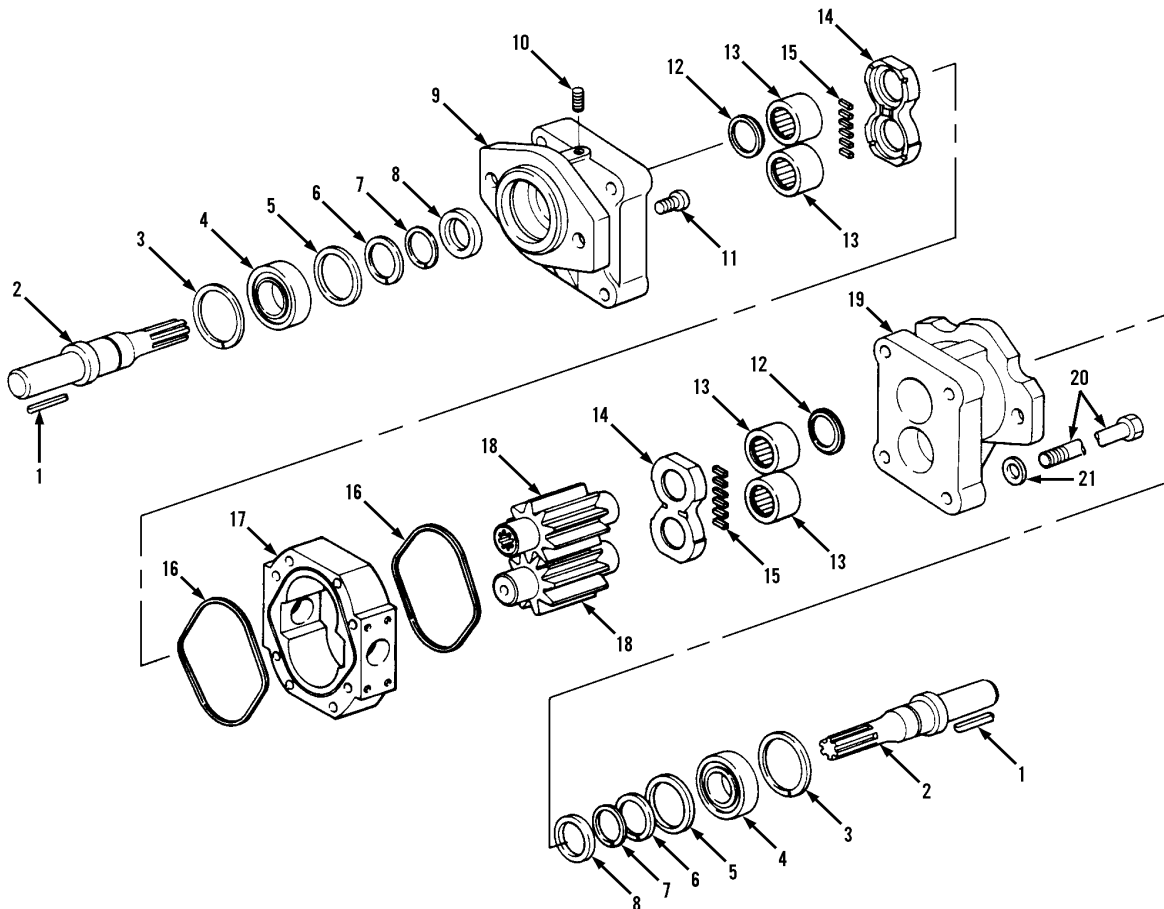


Item	Part No.	Qty.	Description Of Part
	7738-3065	1	POWER STEERING PUMP ASSY, (includes all items except item 22)
	8367-4034	1	SEAL KIT, (includes items 5, 8, 15 & 17)
	7738-4019	1	CARTRIDGE KIT, (includes items 8, 11, 12, 14 & 15)
1	7738-4020	4	HEX HD CAPSCREW, (lubricate and torque to 35-45 ft. lbs.)
2	7738-4021	1	COVER
3	7738-4022	1	CONTROL VALVE ASSY
4	8367-4038	1	SPRING
5	8511-1407	2	O-RING
6	8367-4039	2	HEX HD PLUG
7	8367-4040	1	SNAP RING
8	8367-4041	1	O-RING
9	8367-4042	1	SPRING

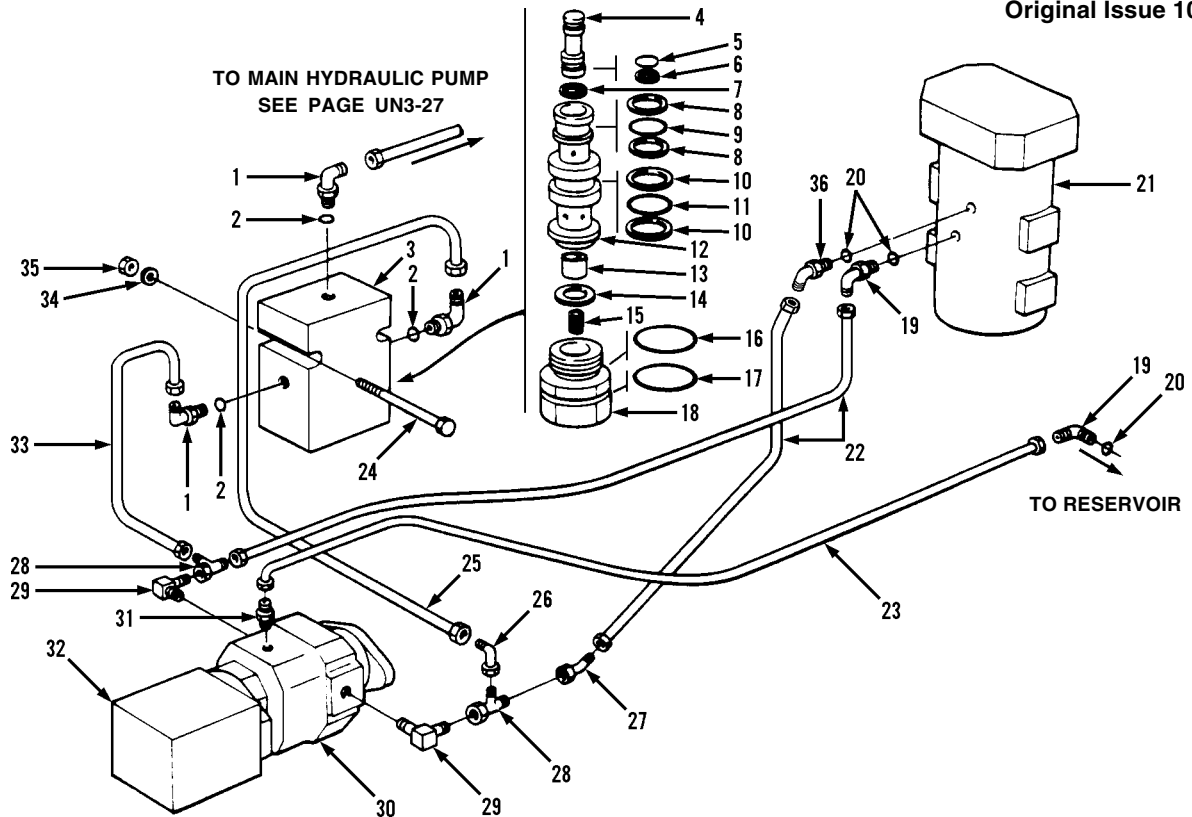
Item	Part No.	Qty.	Description Of Part
10	8367-4043	1	PRESSURE PLATE ASSY
11	7738-4023	1	VANE KIT, (kit contains 12 vanes)
12	7738-4024	1	ROTOR
13	7738-4025	2	PIN
14	7738-4026	1	RING
15	8367-4048	1	O-RING
16	8367-4049	1	BODY
17	8367-4050	1	SHAFT SEAL, (seal must be bottomed against shoulder when installed)
18	8367-4051	1	RETAINING RING
19	8367-4026	1	BEARING
20	8367-4052	1	RETAINING RING
21	7738-4027	1	SHAFT
22	8820-1035	2	HEX HD CAPSCREW, 3/8-16X1, GR5



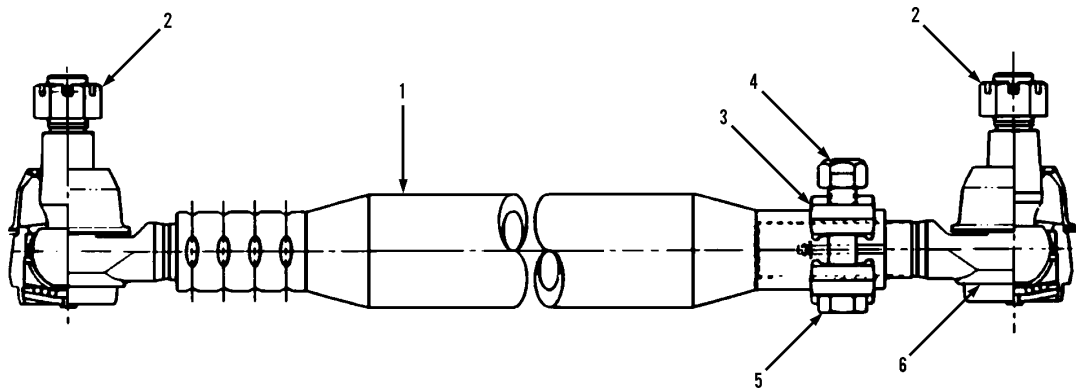
Item	Part No.	Qty.	Description Of Part	Item	Part No.	Qty.	Description Of Part
	8068-3072	1	POWER STEERING RESERVOIR ASSY, (includes all items except 5 & 10)	8	8068-4118	1	FILTER ELEMENT
1	8068-4111	1	DIPSTICK	9	8068-4113	1	RESERVOIR BODY
2	8068-4114	1	CAPSCREW	10	8871-1253	1	SQUARE HD PIPE PLUG, 1/2
3	8068-4115	1	SEAL	11	8068-4119	2	MOUNTING BRACKET
4	8068-4112	1	COVER				NOTE: ONLY ITEMS WITH PART NUMBERS ARE AVAILABLE FOR SERVICE.
5	7714-3006	4	WHIZ-LOK NUT, 5/16-18				
6	8068-4116	1	SPRING				
7	8068-4117	1	WASHER				



Item	Part No.	Qty.	Description Of Part	Item	Part No.	Qty.	Description Of Part
	7738-3001	1	REMOTE STEERING HYDRAULIC MOTOR ASSY, (includes all items)	10	7713-4037	1	PLUG
	7738-4597	1	SEAL & BEARING KIT, (includes items 3 thru 8 & 12 thru 16)	11	7713-4085	2	CHECK ASSY
1	7738-4001	2	KEY	12	7713-4029	2	RING SEAL
2	7738-4002	2	DRIVE SHAFT	13	7713-4030	4	ROLLED BEARING
3	7713-4079	2	SNAP RING	14	8368-4106	2	THRUST PLATE
4	7738-4003	2	BALL BEARING	15	7736-4034	1	POCKET SEAL STRIP
5	7713-4081	2	SEAL RETAINER	16	7713-4034	2	GASKET SEAL
6	7738-4004	2	BEARING RETAINER RING	17	7738-4008	1	GEAR HOUSING
7	7738-4005	2	RETAINING RING	18	7738-4009	1	GEAR SET
8	7738-4006	2	LIP SEAL	19	7738-4010	1	PORT END COVER
9	7738-4007	1	SHAFT END COVER	20	7713-4089	4	HEX HD CAPSCREW
				21	8594-1043	4	FLAT WASHER



Item	Part No.	Qty.	Description Of Part	Item	Part No.	Qty.	Description Of Part
	7738-5053	1	HYDRAULIC VALVE ASSY, (includes items 1 thru 18)	20	8859-1204	3	O-RING
	7738-3847	1	HYDRAULIC VALVE ASSY, (includes items 3 thru 18)	21		Ref	CENTER PIN ASSY, (see page UP4-2 for details)
	7738-4755	1	CARTRIDGE ASSY, (includes items 4 thru 18)	22	8471-7453	2	HOSE ASSY
	7738-4411	1	SEAL KIT, (includes items 8, 9, 10, 11 & 17)	23	8471-7467	1	HOSE ASSY
1	8866-2064	3	ELBOW, 90 DEGREES, (includes item 2)	24	8820-1010	2	HEX HD CAPSCREW, 1/4-20X2-1/4, GR5
2	8859-1204	3	O-RING	25	7736-3127	1	HOSE ASSY
3	7738-4412	1	VALVE MANIFOLD	26	8866-2105	1	ELBOW, 90 DEGREES, (swivel nut)
4		1	SPOOL	27	8866-2119	1	ELBOW, 45 DEGREES, (swivel nut)
5		1	O-RING	28	8866-2239	2	SWIVEL NUT RUN TEE
6		1	BACK-UP WASHER	29	8866-1110	2	MALE ELBOW, 90 DEGREES, 1/2X3/8 TUBE
7		1	SPRING RING	30		Ref	REMOTE STEERING HYDRAULIC MOTOR ASSY, (see page UN8-8 for details)
8		2	BACK-UP WASHER	31	8874-3002	1	ADAPTER
9		1	O-RING	32		Ref	STEERING GEAR ASSY, (see page UN8-3 & UN8-4 for details)
10		2	BACK-UP WASHER	33	7736-3126	1	HOSE ASSY
11		1	O-RING	34	8856-1002	2	FLAT WASHER, 1/4
12		1	CAGE	35	8850-1004	2	HEX NUT, 1/4-20
13		1	SPRING GUIDE	36	8866-2084	1	ELBOW, 45 DEGREES, (includes item 20)
14		1	SEALING WASHER				NOTE: ONLY ITEMS WITH PART NUMBERS ARE AVAILABLE FOR SERVICE.
15		1	SPRING				
16		1	O-RING				
17		1	O-RING				
18		1	RETAINER				
19	8866-2064	2	ELBOW, 90 DEGREES, (includes item 20)				



Item	Part No.	Qty.	Description Of Part
	7738-3852	1	STEERING DRAGLINK ASSY, (includes all items)
1	7738-4759	1	BENT TUBE ASSY w/SOCKET END STAKED IN, (includes one of item 2, plus items 3, 4 & 5)
2	7738-4760	2	HEX CASTLE NUT, (lubricate & torque to 100-125 ft.lbs.)
3		1	CLAMP
4		1	BOLT, 5/8-11X2-1/2, GR5
5		1	LOCKNUT, 5/8, (lubricate & torque to 80-90 ft.lbs.)
6	8395-4117	1	ADJUSTABLE SOCKET END, (includes one of item 2)
			NOTE: ONLY ITEMS WITH PART NUMBERS ARE AVAILABLE FOR SERVICE.

Upperstructure Starting Serial No. 0134371

Also includes Starting Serial No. 0132371

Undercarriage Starting Serial No. G03319

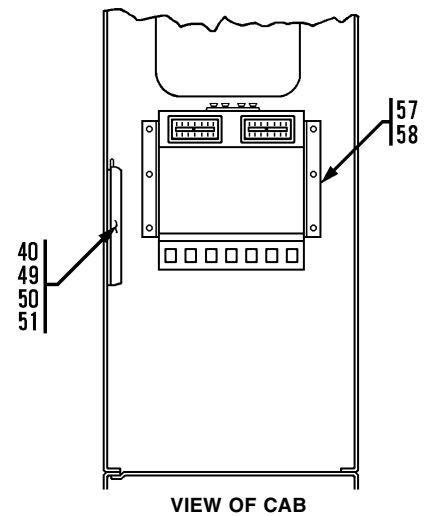
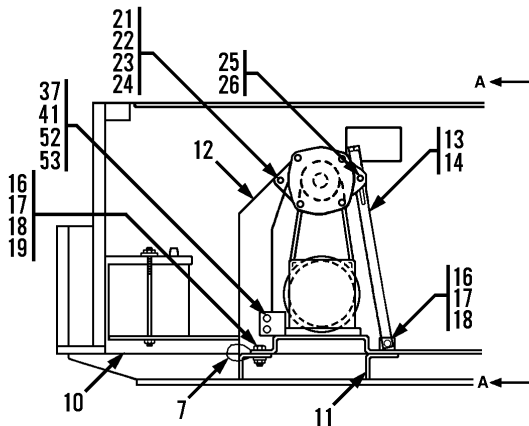
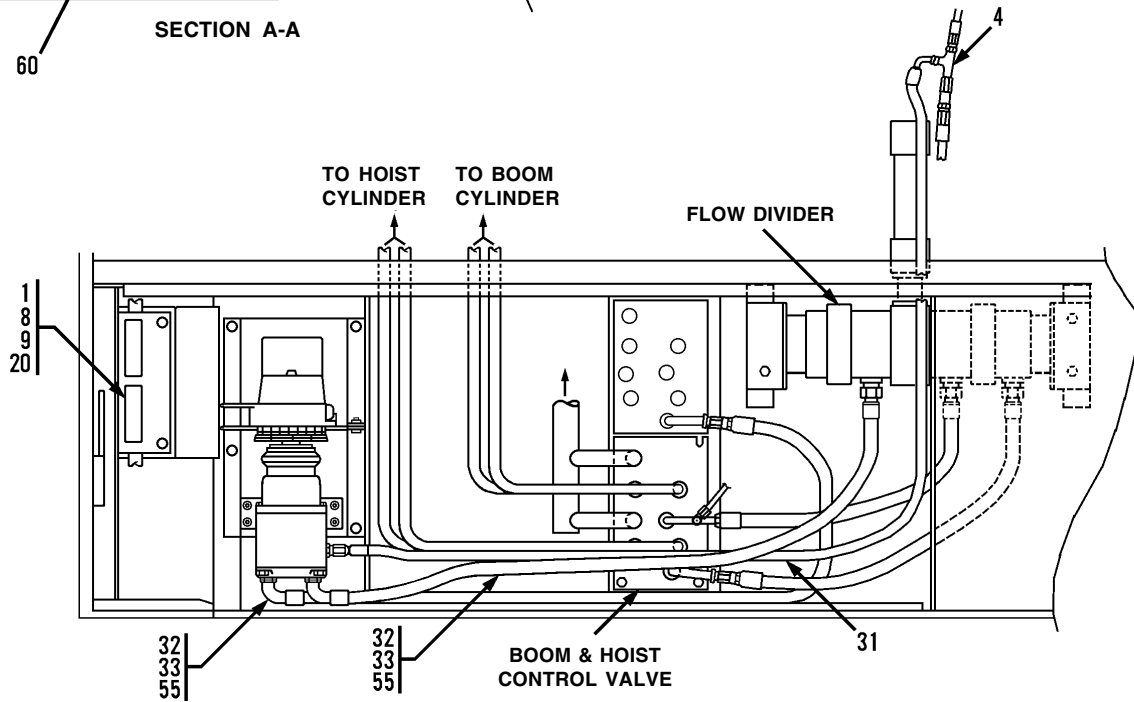
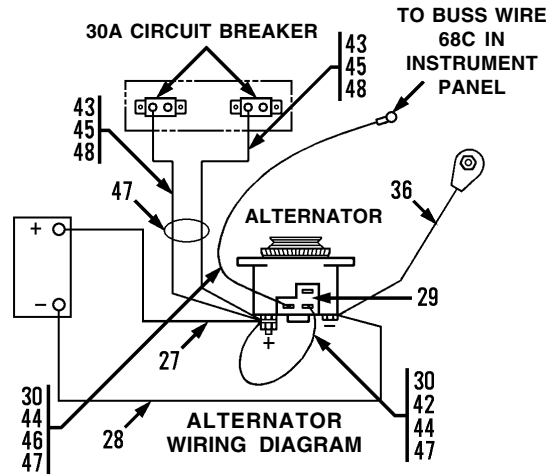
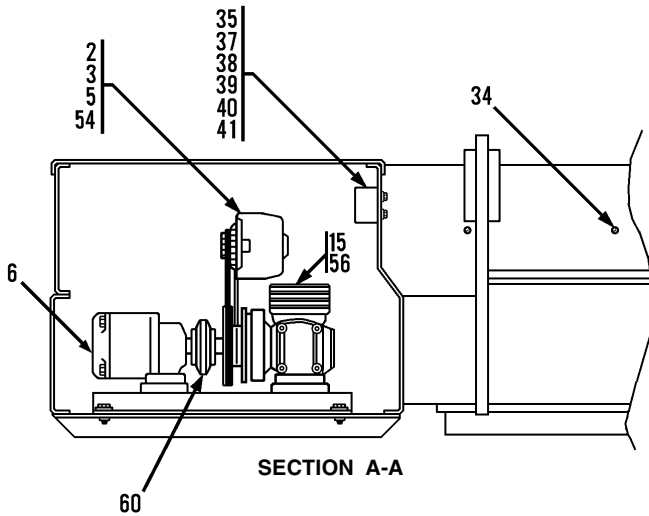
Also includes Starting Serial No. G03317

Original Issue 1-99

Revised 11-19-99

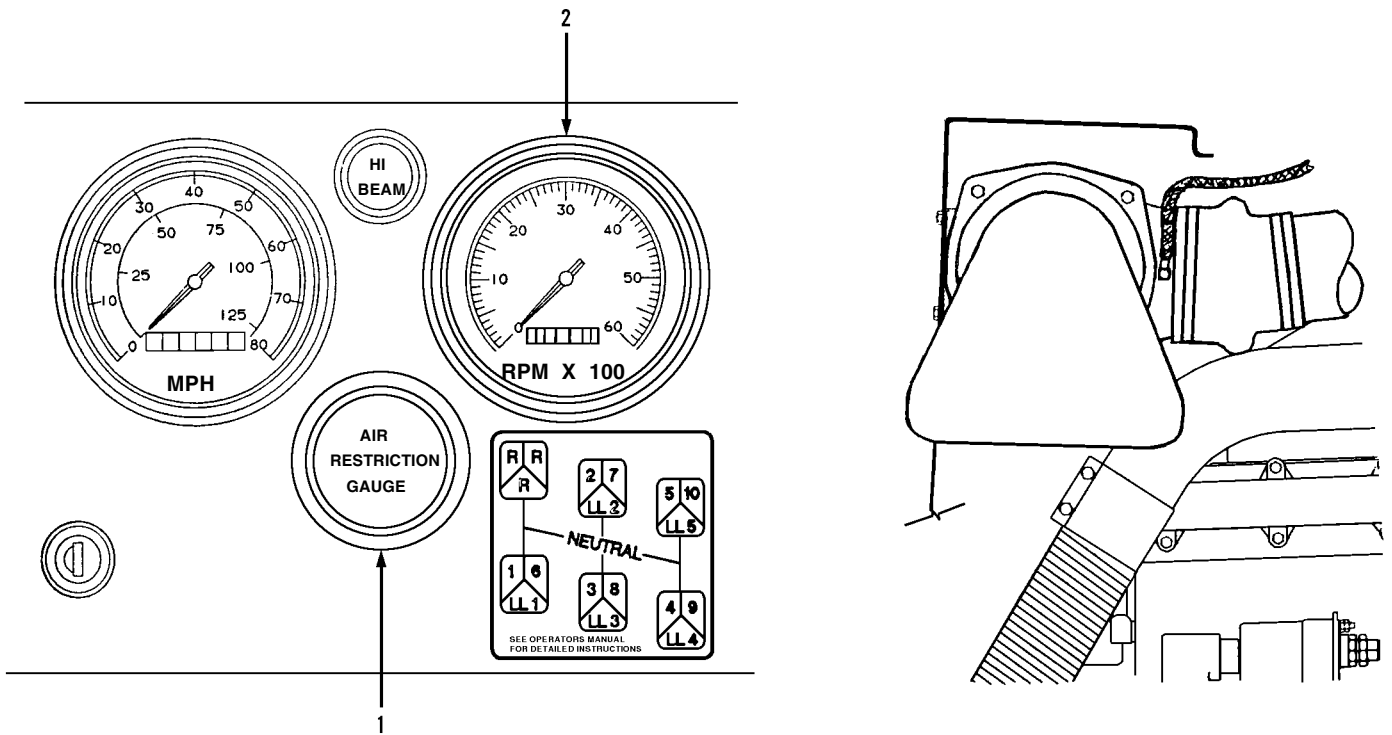
Air Conditioner, (Upperstructure)	7734-5017
Air Restriction Light, (Undercarriage)	8368-5237
Air Seat Installation, (Undercarriage)	7738-5126
* Auxiliary Hydraulic Control Installation, (Upperstructure)	7738-5228
Battery, Extra, (Undercarriage)	8096-5017
Dome Light, (Upperstructure)	8364-5034
* Droop Hose Installation, (Upperstructure)	7738-5159
Floodlight, (Upperstructure)	7736-5065
Heater, (Propane), (Upperstructure)	7734-5008
Heater, (Hydraulic), (Upperstructure)	7734-5022
Lexan Cab Glass, (Upperstructure)	8366-5067
Seat Belt	9103-3029
T-Bar Seat, (Upperstructure)	8368-3086
Tool Box, (Upperstructure)	8364-5059
Tow Hooks, (Undercarriage)	7738-9040
Vandal Kit, (Upperstructure)	7733-5004
Vandal Kit Less Window Covers, (Undercarriage)	7733-5005
Vandal Kit With Window Covers, (Undercarriage)	7733-5003
Warning Light, (Upperstructure)	8364-5082
Wiper & Washer, (Single), (Upperstructure)	7734-9002

* - Added 7738-5228, Aux Hyd Control Installation, & 7738-5159, Droop Hose Installation, to section.

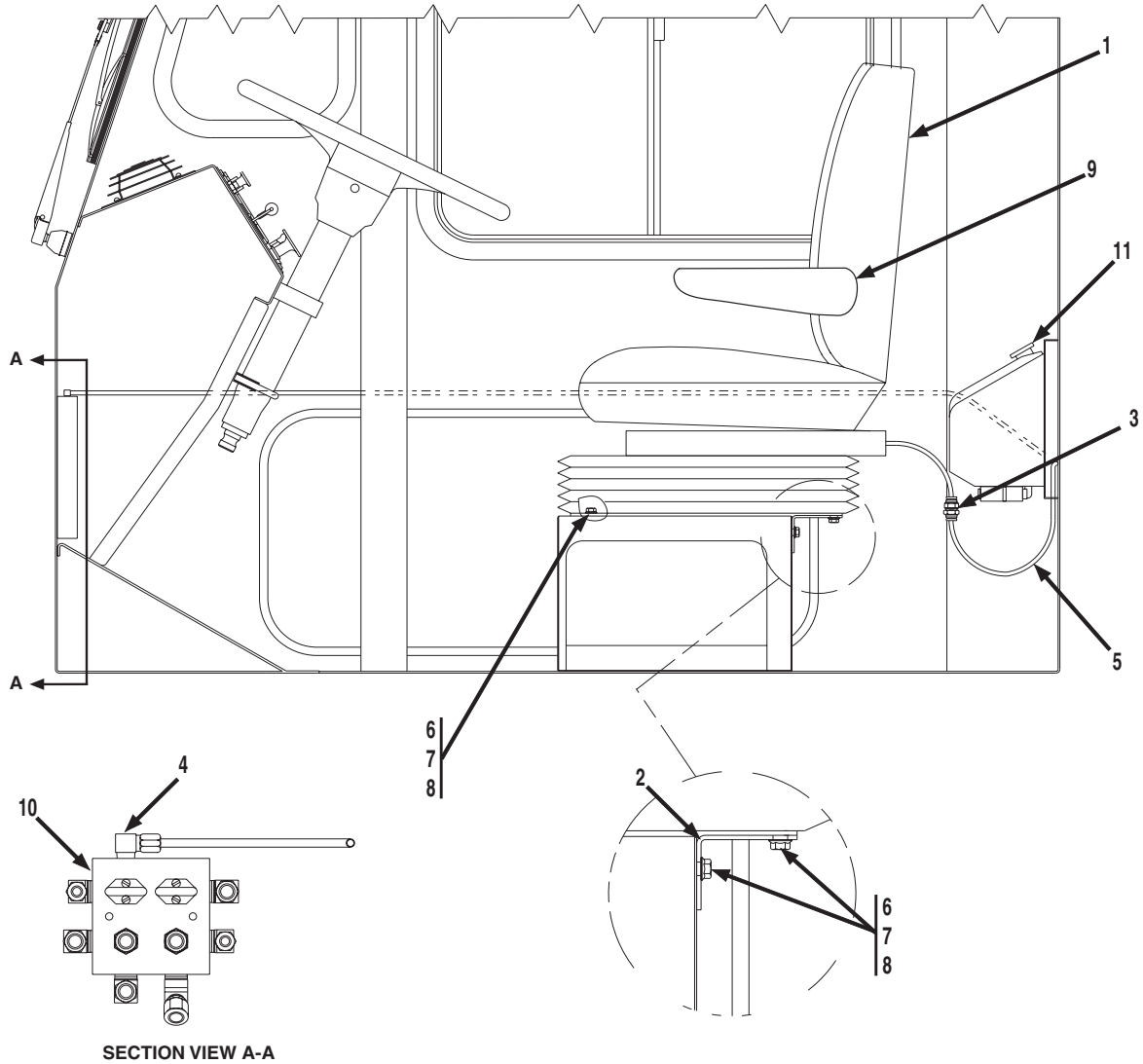


Item	Part No.	Qty.	Description Of Part	Item	Part No.	Qty.	Description Of Part
	7734-5017	1	AIR CONDITIONER ASSY, (upper), (includes all items)	31	8471-8708	1	HOSE ASSY
1	9020-3359	1	BATTERY, 12V BCI GRP 27, 600 CCA, 105 RC, (purchase locally)	32	8471-7456	2	HOSE
2	9108-3503	1	ALTERNATOR	33	8866-2332	2	ELBOW, 90 DEGREES, (includes item 55)
3	7721-1052	1	SHEAVE, 2-3/4 O.D.	34	8820-1035	3	HEX HD CAPSCREW, 3/8-16X1, GR5
4	8866-2239	1	SWIVEL NUT RUN TEE, 3/8 TUBE	35	7734-3035	1	WEATHER-PROOF BOX
5	7734-3048	1	V-BELT	36	8688-1303	1	GROUND WIRE, 30"
*6	7734-4063	1	HYDRAULIC DRIVE MOTOR	37	8820-1003	4	HEX HD CAPSCREW, 1/4-20X3/4, GR5
7	9104-3428	1	CABLE	38	7734-3103	1	BLANK COVER
8	7734-6025	1	BATTERY HOLDDOWN	39	8684-1082	2	CIRCUIT BREAKER, 30A
9	8841-1060	2	ROUND HD CARRIAGE BOLT, 5/16-18X10	40	8830-1193	5	ROUND HD MACHINE SCREW, #10-32X1/2
10	7734-1094	1	BATTERY SUPPORT	41	8852-1304	4	HEX LOCKNUT, 1/4-20
11	7734-1184	2	COMPRESSOR SUPPORT ANGLE	42	8698-3191	1	TERMINAL
12	7734-6024	1	ALTERNATOR MOUNT	43	8698-3192	2	TERMINAL
13	7734-1084	1	ADJUSTING BAR	44		AR	WIRE, 16 GA.
14	7734-1086	1	BAR	45		AR	WIRE, 10 GA.
15	7734-3027	1	AIR CONDITIONER ASSY, (includes items 56 thru 59, lot, mounting hardware & hoses.)	46	8698-3188	1	TERMINAL
16	8820-1036	2	HEX HD CAPSCREW, 3/8-16X1-1/4, GR5	47		AR	LOOM, 5/16
17	8850-1006	2	HEX NUT, 3/8-16	48	8698-3190	2	TERMINAL
18	8855-1011	2	LOCKWASHER, 3/8	49	9103-3102	1	MANUAL HOLDER
19	8856-1004	5	FLAT WASHER, 3/8	50	8855-1007	4	LOCKWASHER, #10
20	7714-3006	2	WHIZ-LOKNUT, 5/16-18	51	8850-1613	4	HEX NUT, #10-32
21	8820-1046	1	HEX HD CAPSCREW, 3/8-16X3-3/4, GR5	52	7734-1140	1	ANGLE
22	8856-1109	1	FLAT WASHER, 3/8	53	8856-1002	2	FLAT WASHER, 1/4
23	8855-1011	1	LOCKWASHER, 3/8	54	9108-3504	1	REGULATOR
24	8850-1106	1	HEAVY HEX JAM NUT, 3/8-16	55	8859-1207	2	O-RING
25	8319-1045	1	HEX HD CAPSCREW, M8, 1-1/4-30	56	7734-4056	1	AIR COMPRESSOR
26	8319-1011	1	LOCKWASHER, M8	57	7734-4057	1	EVAPORATOR & BLOWER UNIT, (includes item 58)
27	8348-3446	1	BATTERY CABLE, POSITIVE	58	7734-4059	1	BLOWER MOTOR
28	8348-3120	1	BATTERY CABLE, NEGATIVE	59	7734-4058	1	CONDENSOR UNIT, (not shown)
29	8368-3254	1	3 CONTACT PLUG	*60	7734-4062	1	COUPLER
30	8368-3255	2	TERMINAL CLIP				NOTE: ONLY ITEMS WITH PART NUMBERS ARE AVAILABLE FOR SERVICE.

* - Changed part number on item 6; added item 60.
 GP



Item	Part No.	Qty.	Description Of Part
	8368-5237	1	AIR FILTER RESTRICTION GAUGE, (includes all items)
1	7738-3536	1	AIR RESTRICTION GAUGE
2	8664-1467	1	TACHOMETER W/HOUR METER



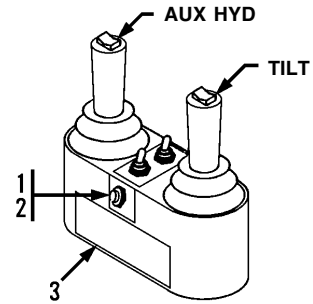
SECTION VIEW A-A

Item	Part No.	Qty.	Description Of Part	Item	Part No.	Qty.	Description Of Part
	7738-5126	1	AIR SEAT INSTALLATION, (includes items 1 thru 8)	6	8820-1020	6	HEX HD CAPSCREW, 5/16-18X1, GR5
1	7738-3526	1	AIR SEAT	7	8850-1005	6	HEX NUT, 5/16-18
2	7738-1460	1	EXTENSION BRACKET	8	8855-1010	6	LOCKWASHER, 5/16
3	8038-3277	1	BRASS AIR BULKHEAD FITTING, 1/4X1/4	9	7738-3360	1	ARM REST KIT, (optional)
4	8367-1138	1	ELBOW, 90 DEGREES, 1/4-18X1/4	10		Ref	MANIFOLD ASSY, (see page UN 6-1 & UN 6-2 for details)
5	AR		NYLON TUBE, 1/4 O.D.	11		Ref	WATER BOTTLE ASSY, (see page UN 7-8 for details)

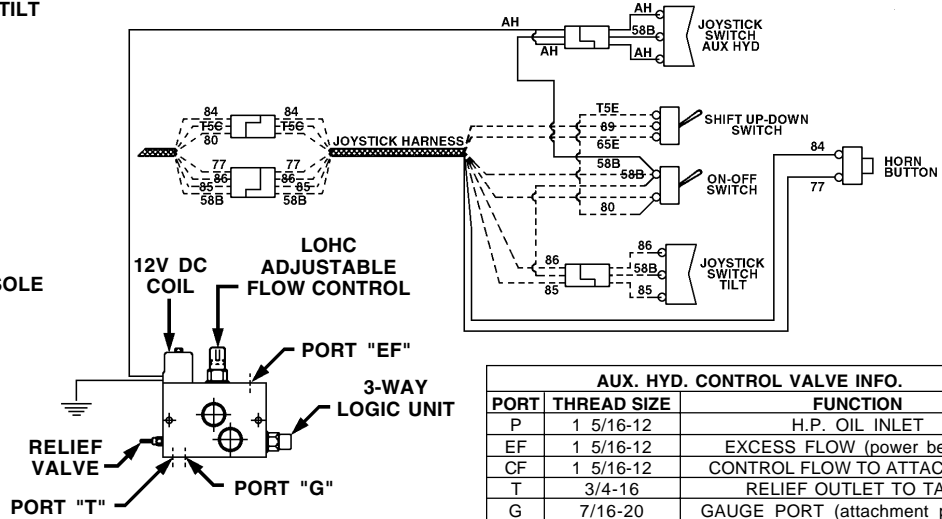
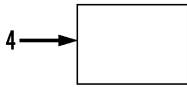
* - Revised illustration and parts list.

ELECTRICAL DIAGRAM

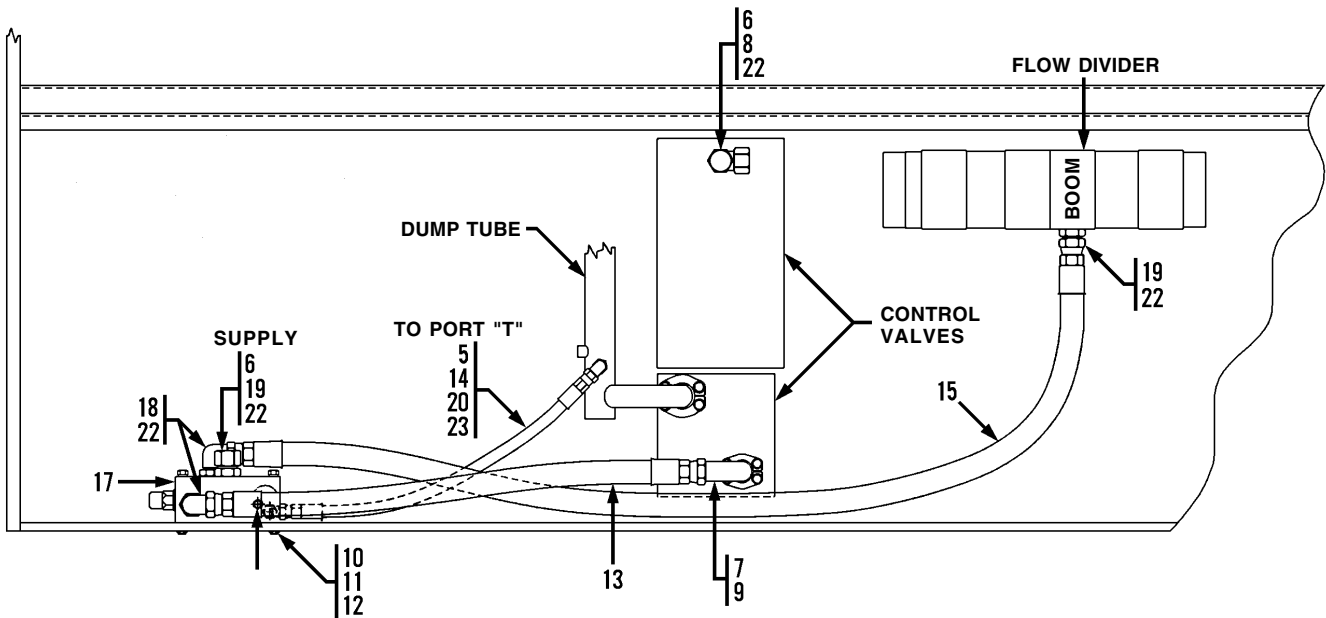
----- STANDARD WIRING
 ——— WIRING REQUIRED FOR
 AUX HYD OPTION



VIEW OF JOYSTICK CONSOLE

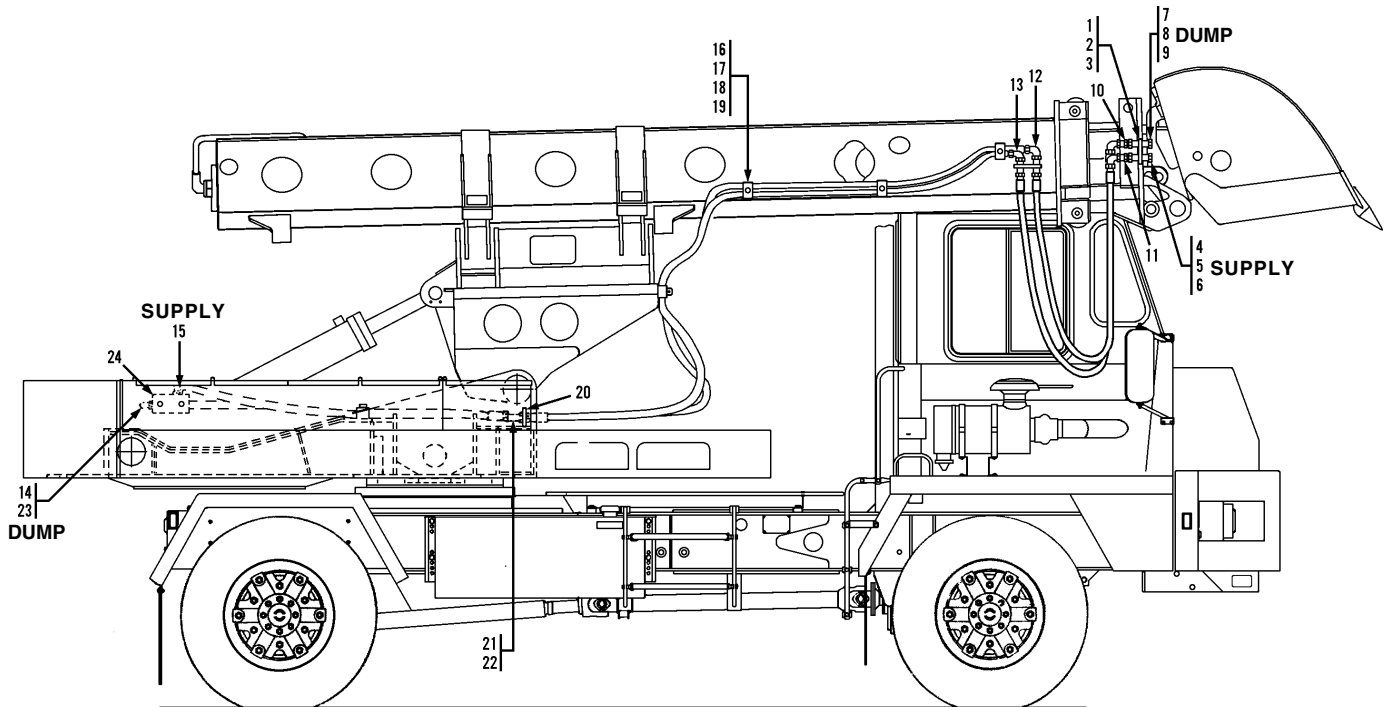


AUX. HYD. CONTROL VALVE INFO.		
PORT	THREAD SIZE	FUNCTION
P	1 5/16-12	H.P. OIL INLET
EF	1 5/16-12	EXCESS FLOW (power beyond)
CF	1 5/16-12	CONTROL FLOW TO ATTACHMENT
T	3/4-16	RELIEF OUTLET TO TANK
G	7/16-20	GAUGE PORT (attachment pressure)
LOHC		PORT FOR FLOW SETTING CARTRIDGE



Item	Part No.	Qty.	Description Of Part
	7738-5228	1	AUX HYD CONTROL INSTALLATION, (includes all items)
1	9020-0434	1	HORN BUTTON
2	9103-3089	1	HORN BUTTON DECAL
3	7733-3030	1	OPERATING DECAL, (replaces standard decal, 7733-3029)
4	7733-3031	1	OPERATING NAMEPLATE, (replaces standard nameplate, 7733-3024)
5	7713-1088	1	ELBOW, 90 DEGREE
6	8866-1369	3	CAP
7	8366-1058	1	ELBOW w/ TEST PORT
8	8866-2144	1	BRANCH TEE, (includes item 22)
9	7713-3089	1	MINI-CHECK, (includes item 21)
10	8320-1069	2	HEX HD CAPSCREW, 5/16-18X4
11	8855-1010	2	LOCKWASHER, 5/16

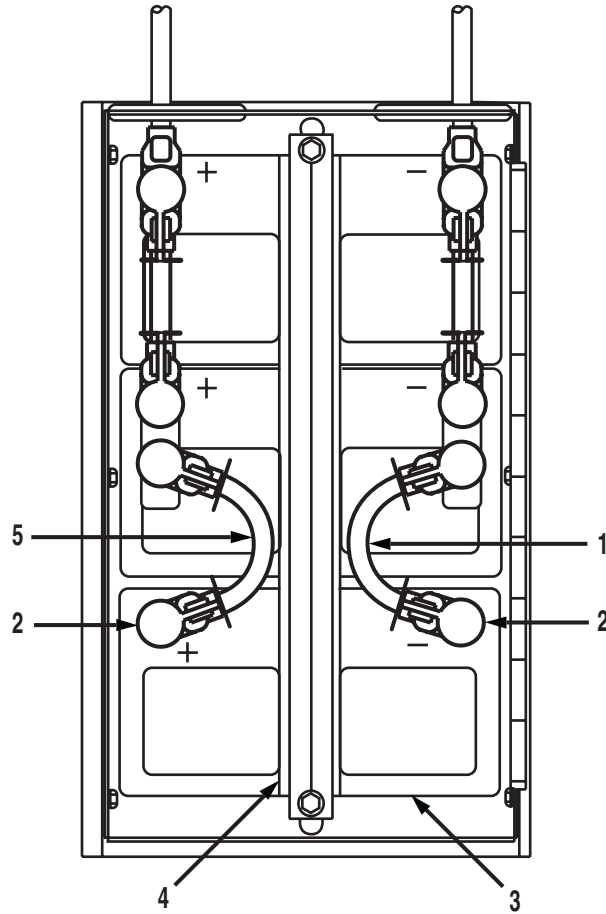
Item	Part No.	Qty.	Description Of Part
12	8850-1005	2	HEX NUT, 5/16-18
13	8471-6302	1	HOSE ASSY
14	7713-3459	1	HOSE ASSY
15	8471-6847	1	HOSE ASSY
16	9105-3020	1	TEST COUPLING
17	8364-1583	1	CONTROL VALVE
18	8866-2069	2	ELBOW, 90 DEGREE, (includes item 22)
19	8866-2010	2	CONNECTOR, (includes item 22)
20	8866-2065	1	ELBOW, 90 DEGREE, (includes item 23)
21	8376-3056	1	VITON O-RING, (lubricate lightly)
22	8859-1209	5	O-RING
23	8859-1205	1	O-RING



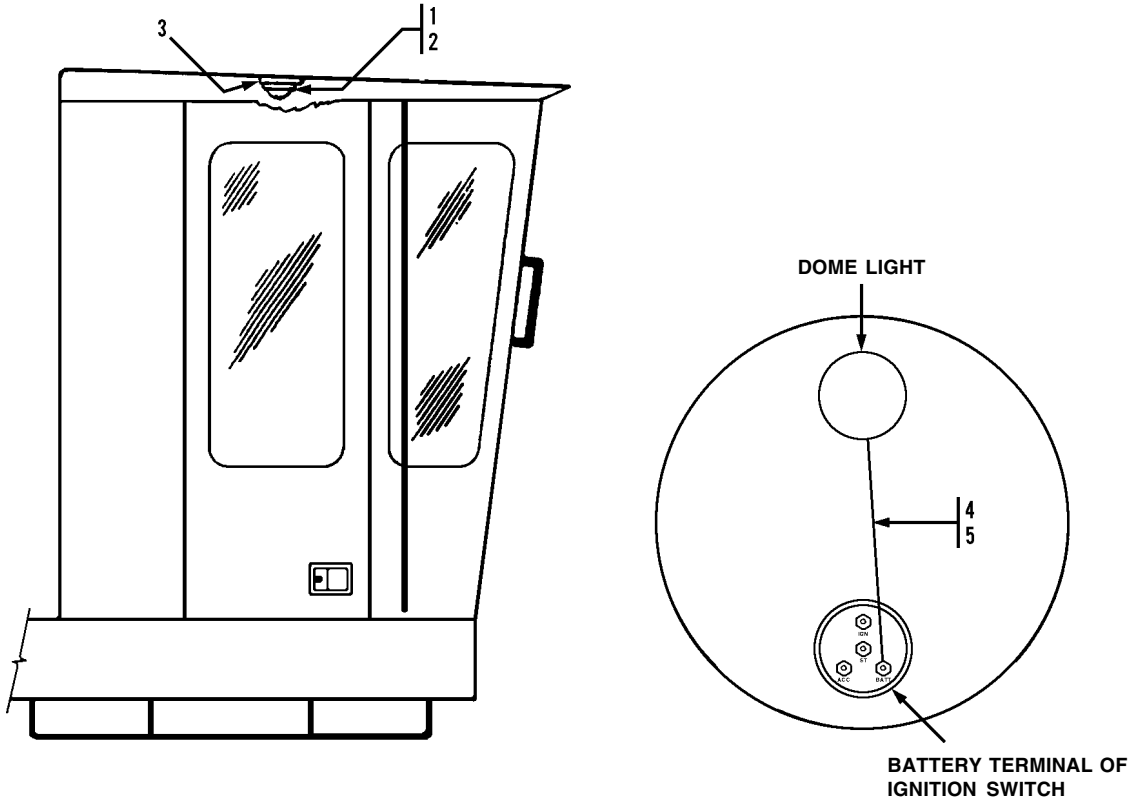
CONTACT ENGINEERING FOR PART NUMBERS ON HOSES

- SUPPORT HOSE - 3/4"
- DUMP HOSE - 1"
- REAR HOSES - APPROX. 10'
- MIDDLE HOSES - APPROX. 18'
- FRONT DROOP HOSES - APPROX. 14'

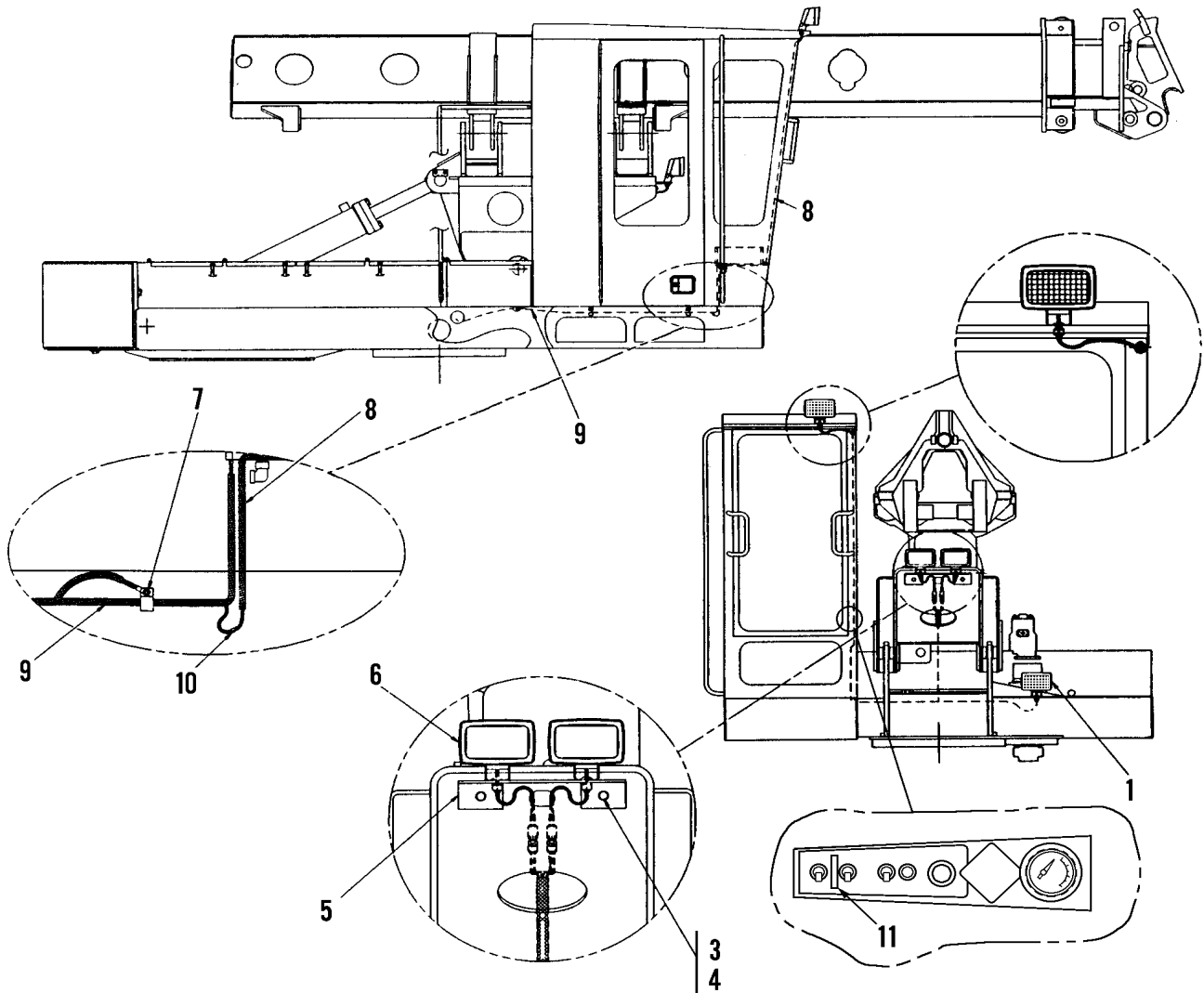
Item	Part No.	Qty.	Description Of Part	Item	Part No.	Qty.	Description Of Part
	7738-5159	1	DROOP HOSE INSTALLATION, (includes all items)	14	8866-2069	1	ELBOW, 90 DEGREE, (Includes item 23)
1	8362-1304	2	CLAMP SET	15	8325-1198	1	STR. THREAD, 90 DEGREE ELBOW
2	8855-1011	6	LOCKWASHER, 3/8	16	7713-3278	5	BASE PLATE
3	8820-1040	6	HEX HD CAPSCREW, 3/8-16X2 1/4, GR5	17	7713-3280	5	CLAMP SET
4	8362-3027	2	DUST PLUG, 3/4	18	7713-3281	5	COVER PLATE
5	8362-3026	2	DUST CAP, 3/4	19	8820-1026	5	CAPSCREW, 5/16-18X2-1/2
6	8364-1564	2	DISCONNECT, 3/4	20	7734-1162	1	BULKHEAD PLATE
7	8364-1567	2	DISCONNECT, 1	21	8866-1087	1	BULKHEAD UNION, 1-1/16-12X3/4, TUBE
8	8362-3028	2	DUST CAP, 1	22	8866-1089	1	BULKHEAD UNION, 1-5/16-12X1, TUBE
9	8362-3029	2	DUST PLUG, 1	23	8859-1209	1	O-RING
10	8866-1021	2	MALE CONNECTOR	24		Ref	AUX HYD CONTROL INSTALLATION, (see page 7738-5228 for details)
11	8866-1018	2	MALE CONNECTOR, 3/4X3/4 TUBE				
12	8866-2110	1	ELBOW, 90 DEGREE, (swivel nut)				
13	8866-2108	1	ELBOW, 90 DEGREE, (swivel nut)				



Item	Part No.	Qty.	Description Of Part
	8096-5017	1	EXTRA BATTERY, (includes all items)
1	8097-3048	1	NEGATIVE BATTERY CABLE
2	7738-3567	2	NUT
3		1	BATTERY, 12V BCI GRP 31, 810 CCA, 170 RC, (buy locally)
4	8097-3041	2	RUBBER GUARD
5	8097-3058	1	POSITIVE BATTERY CABLE
			NOTE: ONLY ITEMS WITH PART NUMBERS ARE AVAILABLE FOR SERVICE.

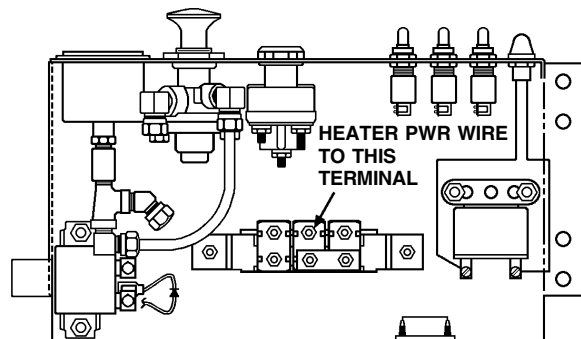
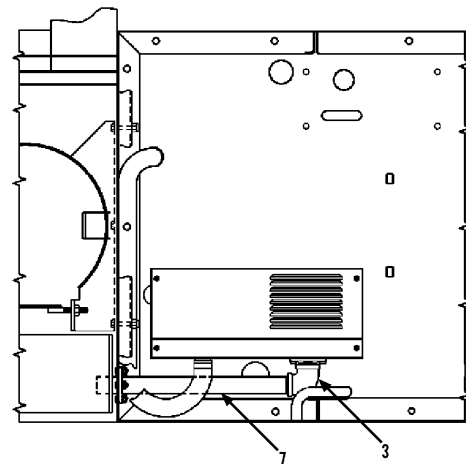
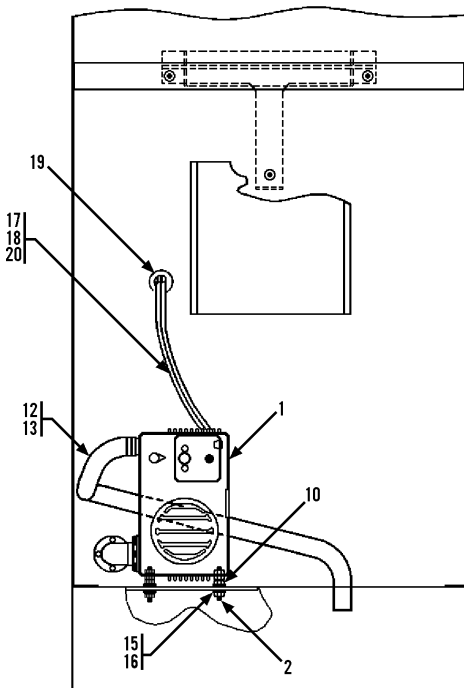
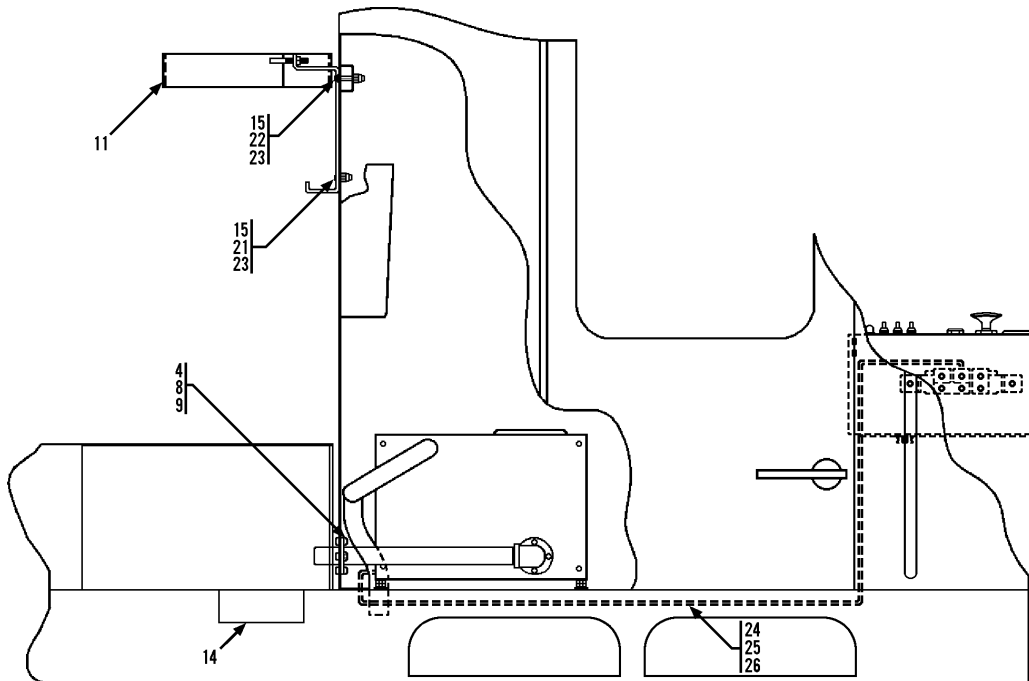


Item	Part No.	Qty.	Description Of Part
	8364-5034	1	DOME LIGHT INSTALLATION, (includes all items)
1	2486-1167	1	DOME LIGHT
2	8832-1020	3	SELF TAPPING SCREW, #8-32X1/4
3	8364-1537	1	DOME LIGHT BRACKET
4		AR	WIRE #14 - BLACK
5	8903-1114	1	PRESSURE TERMINAL
			NOTE: ONLY ITEMS WITH PART NUMBERS ARE AVAILABLE FOR SERVICE.



Item	Part No.	Qty.	Description Of Part
	7736-5065	1	FLOODLIGHT INSTALLATION COMPONENTS, (includes all items)
1	8096-3050	2	UTILITY FLOODLIGHT
2	8096-5011	2	BOOMLIGHT ASSY
3	7736-1141	1	LIGHT MOUNTING BAR
4	8820-1069	2	HEX HDCAPSCREW, 1/2-13X2, GR5
5	8855-1013	2	LOCKWASHER, 1/2
6	9103-3380	1	GROMMET
7	7736-3327	1	CAB LIGHT HARNESS
8	7736-3328	1	AUX. LIGHT HARNESS
9	8850-1620	1	HEX NUT, 3/8-16
10	8698-3193	2	MALE BULLET TERMINAL
*11	7736-3360	1	SWITCH DECAL

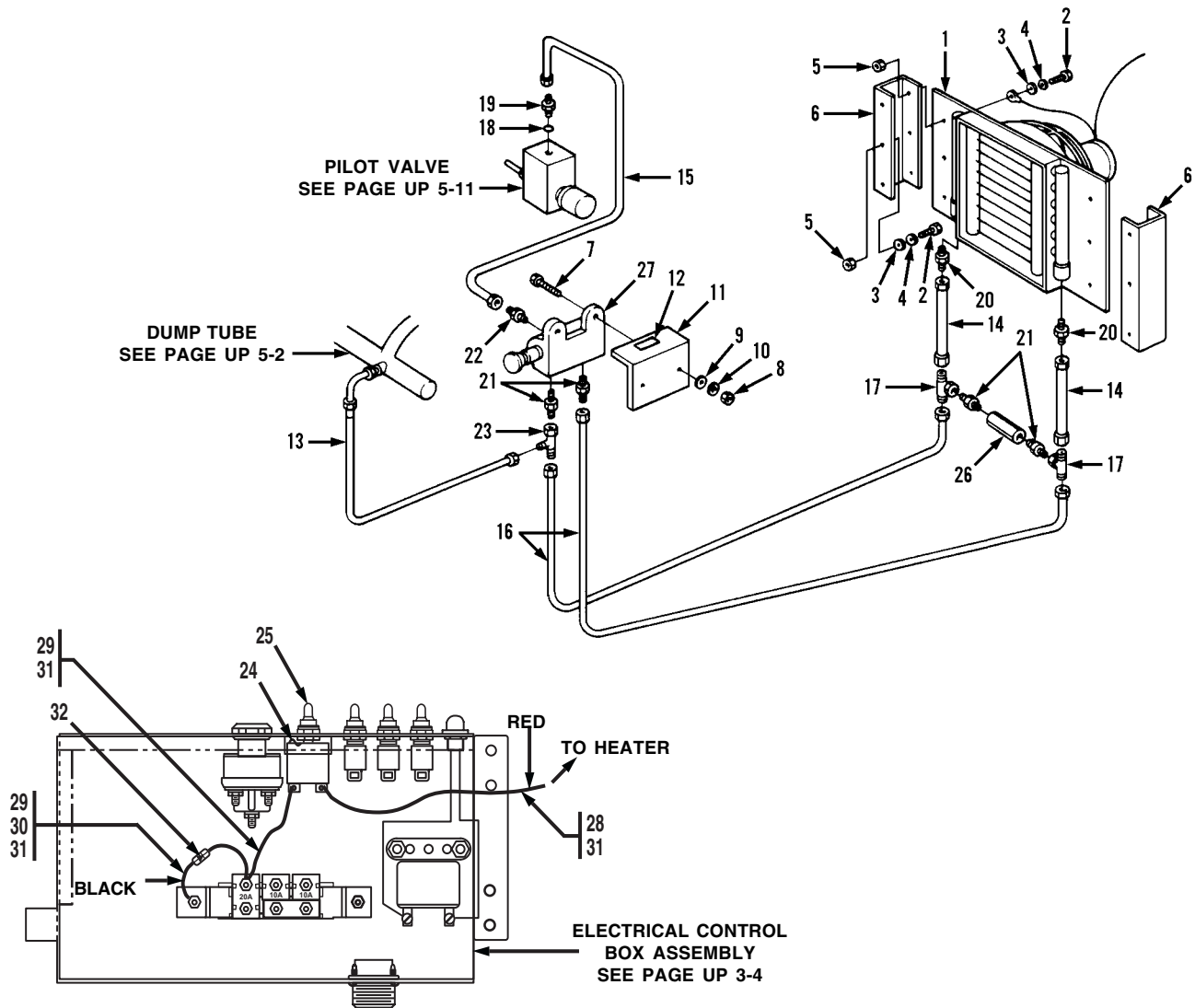
* - Added item 11.
 PCN-990211 MF



**INSIDE VIEW OF
 UPPER CONTROL BOX**

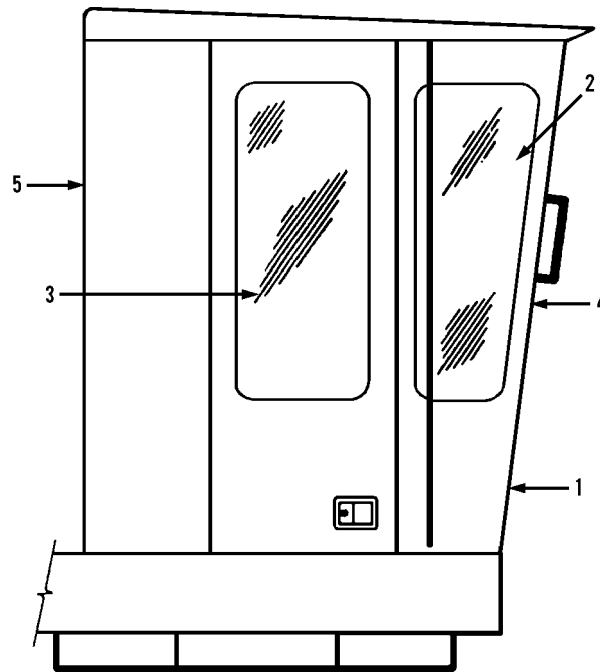
Item	Part No.	Qty.	Description Of Part
	7734-5008	1	UPPER HEATER INSTALLATION, (includes all items)
*	7736-4358	1	IGNITION PACK
*	7736-4359	1	IGNITER
1	7736-3080	1	CAB HEATER, (propane), (includes items 2 thru 6)
2		4	STUD
3		1	EXHAUST ELBOW
4		1	EXHAUST INSULATOR
5		1	REGULATOR
6		1	POL CONNECTOR
7	8870-2837	1	PIPE, 1X15-1/2"
8	8820-1003	3	HEX HD CAPSCREW, 1/4-20X3/4, GR5
9	8026-3012	3	WHIZ-LOK NUT
10	8850-1004	16	HEX NUT, 1/4-20
11	7734-6054	1	TANK BRACKET
12	7738-3272	1	HOSE
13	8504-1654	1	HOSE CLAMP
14	7734-3018	1	WARNING DECAL
15	8856-1003	11	FLAT WASHER, 5/16
16	7734-3020	4	GROMMET
17	7734-3019	1	HOSE ASSEMBLY
18	7734-3021	1	ELBOW, 90 DEGREES
19	8656-1279	1	GROMMET
20	8871-1573	1	REDUCING BUSHING, 1/2X3/8
21	8820-1020	1	HEX HD CAPSCREW, 5/16-18X1, GR5
22	8820-1024	2	HEX HD CAPSCREW, 5/16-18X2, GR5
23	8852-1205	1	HEX LOCKNUT, 5/16-18
24	8666-1147	16'	16 GAUGE WIRE, (black)
25	8698-3188	1	RING TERMINAL
26	8668-3480	1	BUTT CONNECTOR
			NOTE: ONLY ITEMS WITH PART NUMBERS ARE AVAILABLE FOR SERVICE.

* - Added ignition pack and igniter.

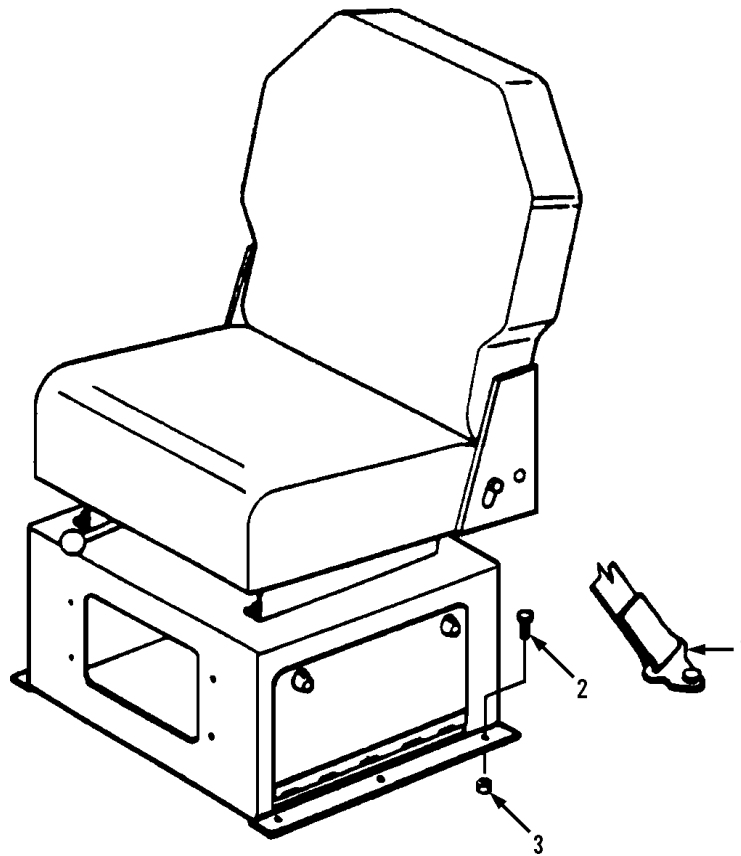


Item	Part No.	Qty.	Description Of Part	Item	Part No.	Qty.	Description Of Part
	7734-5022	1	HEATER INSTALLATION, (hydraulic), (includes all items)	15	7713-3340	1	HOSE ASSY
1	7734-3038	1	HEATER, (hydraulic)	16	8471-8025	2	HOSE ASSY
2	8820-1018	12	HEX HD CAPSCREW, 5/16-18X3/4, GR5	17	1080-2614	2	ADAPTER
3	8856-1108	12	FLAT WASHER, 5/16	18	8859-1204	1	O-RING
4	8855-1010	12	LOCKWASHER, 5/16	19	8866-2005	1	CONNECTOR, (includes item 18)
5	8850-1005	12	HEX NUT, 5/16-20	20	8874-3017	2	MALE ADAPTER, 1/2X3/4 TUBE
6	7734-1118	2	HEATER BRACKET	21	8866-1013	4	MALE CONNECTOR, 1/2X1/2 TUBE
7	8820-1008	2	HEX HD CAPSCREW, 1/4-20X1-3/4, GR5	22	8866-1010	1	MALE CONNECTOR, 3/8X1/2 TUBE
8	8850-1004	2	HEX NUT, 1/4-20	23	8866-2240	1	SWIVEL NUT BRANCH TEE, 1/2 TUBE
9	8856-1107	2	FLAT WASHER, 1/4	24	7734-3044	1	DECAL
10	8855-1009	2	LOCKWASHER, 1/4	*25	7738-3467	1	TOGGLE SWITCH
11	7734-1137	1	ANGLE	26	7734-3043	1	CHECK VALVE
12	7734-3045	1	ON-OFF DECAL	27	8341-1016	1	SELECTOR VALVE
13	8471-6751	1	HOSE ASSY	28		AR	RED WIRE, (14 GA.)
14	8471-7468	2	HOSE ASSY	29		AR	BLACK WIRE, (14 GA.)
				30	7716-3198	1	FEMALE SPADE, (10 GA.)
				31	8698-3188	4	RING TERMINAL, #10
				32	7738-3206	1	DIODE

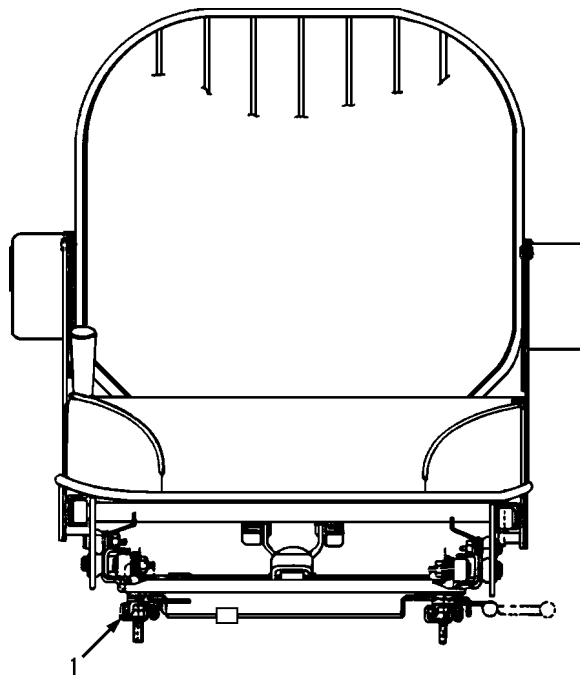
* - Changed part number on item 25.



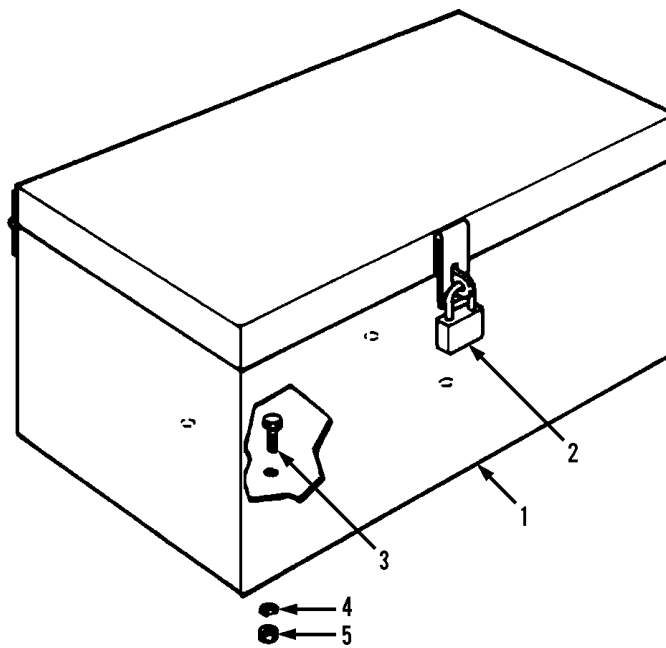
Item	Part No.	Qty.	Description Of Part
	8366-5067	1	LEXAN CAB GLASS INSTALLATION, (includes all items)
1		1	FRONT BOTTOM WINDOW
2		2	FRONT SIDE WINDOW
3		2	SIDE WINDOW
4		1	FRONT WINDOW
5		1	REAR WINDOW
			NOTE: PLEASE CONTACT THE GRADALL PARTS DEPARTMENT TO DISCUSS YOUR REPLACEMENT WINDOW GLASS REQUIREMENTS. ALSO GIVE THE SERIAL NUMBER OF YOUR GRADALL.



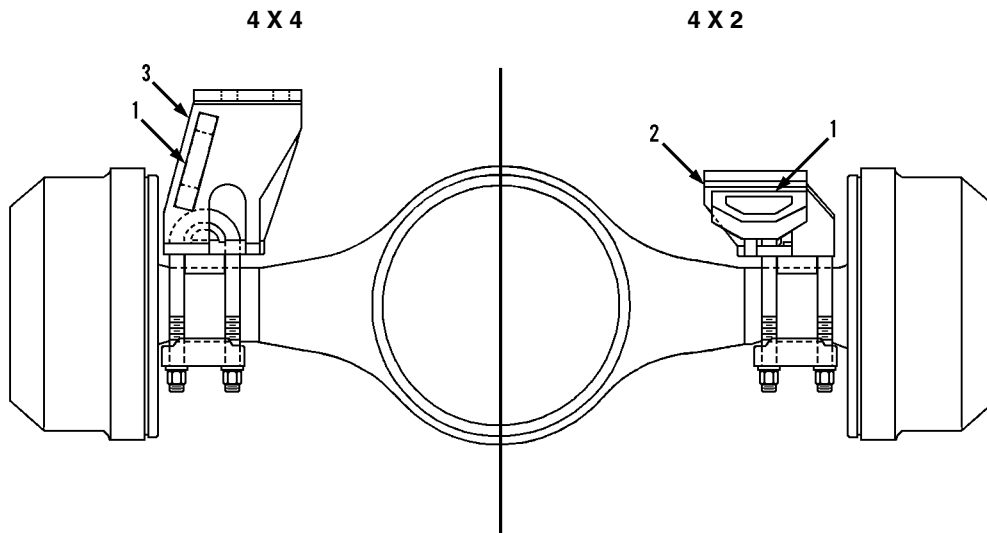
Item	Part No.	Qty.	Description Of Part
1	9103-3029	1	SEAT BELT
2	8820-1050	2	HEX HD CAPSCREW, 7/16-14X1, GR5
3	8850-1007	2	HEX NUT, 7/16-14



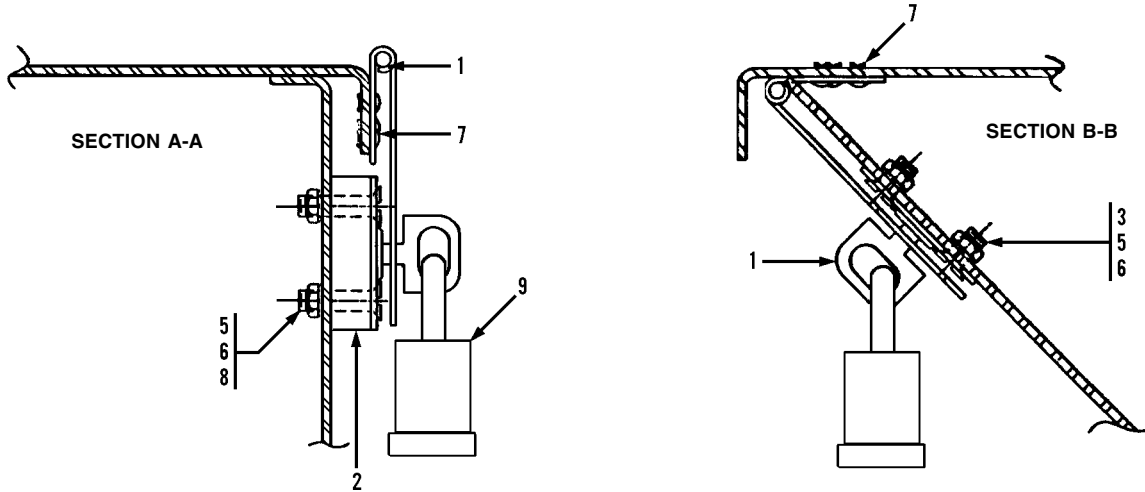
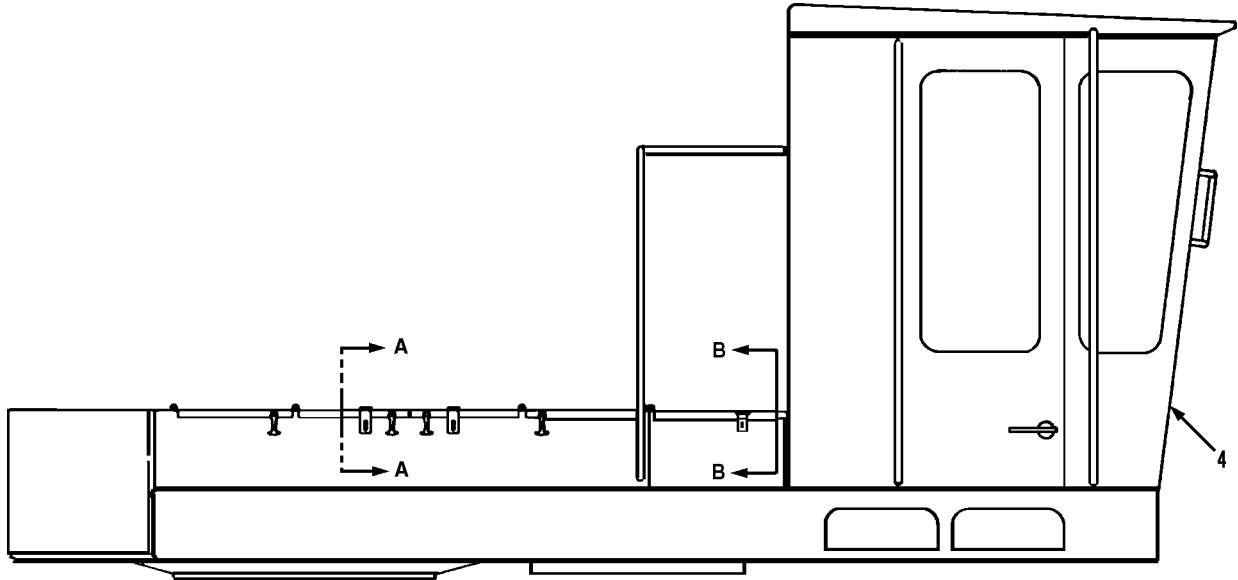
Item	Part No.	Qty.	Description Of Part
1	8368-3086	1	T-BAR SEAT, (includes item 1)
	8368-4095	1	SLIDE RAIL KIT



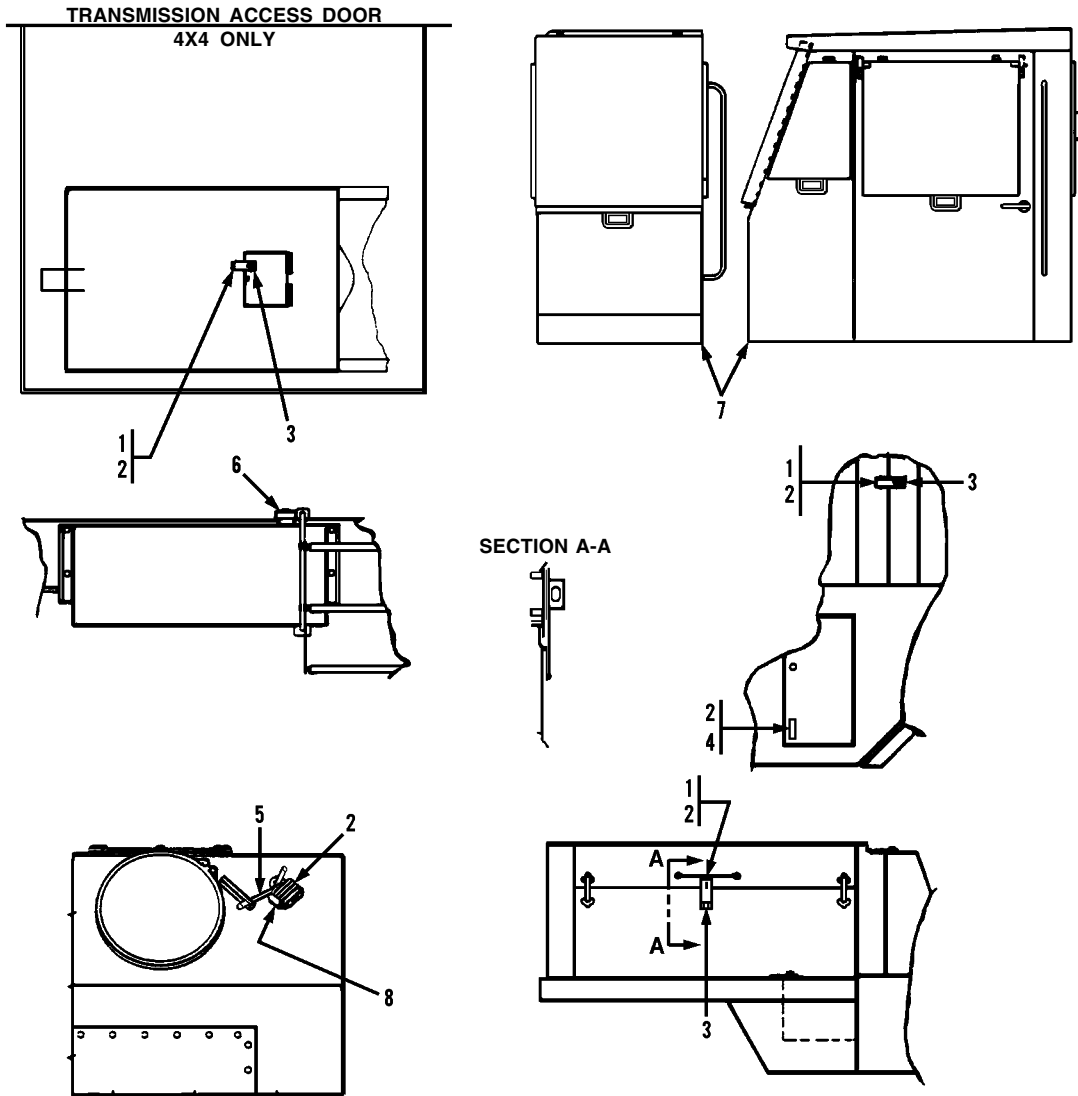
Item	Part No.	Qty.	Description Of Part
	8364-5059	1	TOOL BOX INSTALLATION, (includes all items)
1	2460-6054	1	TOOL BOX
2	8564-1094	1	PADLOCK
3	8820-1034	4	HEX HD CAPSCREW, 3/8-18X7/8, GR5
4	8855-1011	4	LOCKWASHER, 3/8
5	8850-1006	4	HEX NUT, 3/8



Item	Part No.	Qty.	Description Of Part
	7738-9040	1	TOWEYE INSTALLATION, (includes all items)
1	8368-1475	2	TOWEYE
2		Ref	REAR AXLE BRACKET, (4X2), (see page UN 5-1)
3		Ref	REAR AXLE BRACKET, (4X4), (see page UN 5-1)

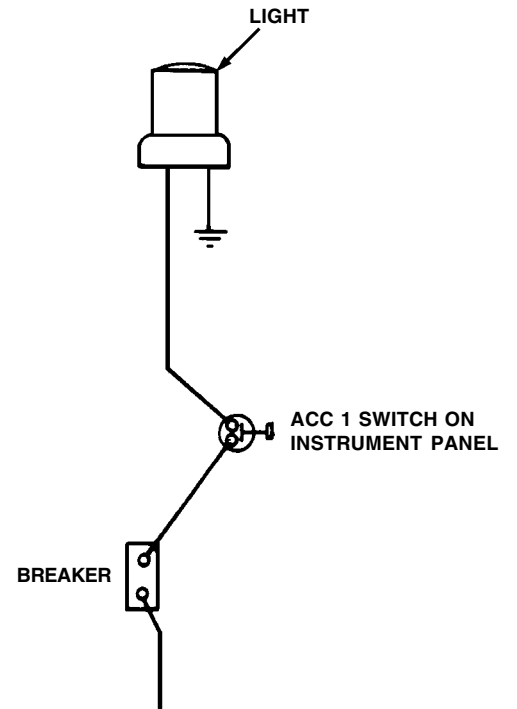
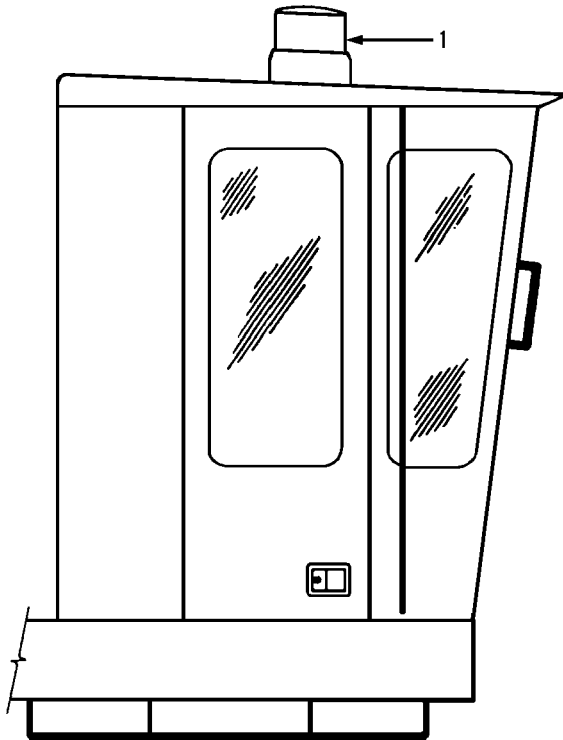


Item	Part No.	Qty.	Description Of Part
	7733-5004	1	VANDAL KIT COMPONENTS, (includes all items)
1	8364-3003	3	LATCHING HASP
2	8364-1915	2	BLOCK
3	8830-1371	4	FLAT HD MACHINE SCREW, #10-32X1/2
4	8366-5067	1	LEXAN GLASS INSTALLATION
5	8850-1613	12	HEX NUT, #10-32
6	8855-1007	12	LOCKWASHER, #10
7	8864-1401	9	POP RIVET
8	8830-1375	8	FLAT HD MACHINE SCREW, #10-32X1
9	8564-1094	3	PADLOCK

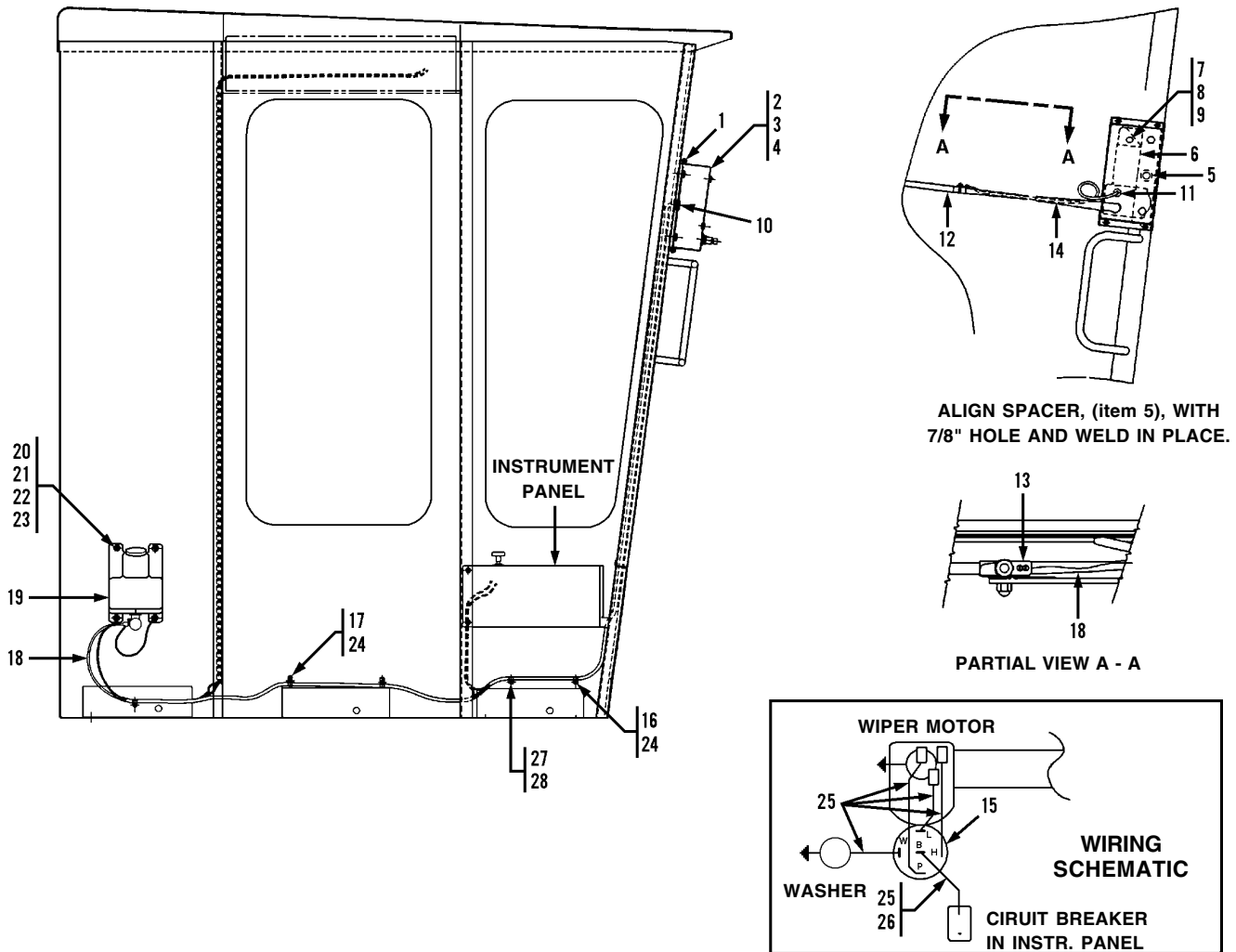


Item	Part No.	Qty.	Description Of Part
	7733-5003	1	VANDAL KIT COMPONENTS, (includes items 1 thru 7), (4X4)
	7733-5005	1	VANDAL KIT COMPONENTS, (includes items 1 thru 6 & 8), (4X4 or 4X2)
1	8364-3003	4	LATCHING HASP
2	8564-1094	5	PADLOCK
3	8864-1401	24	POP RIVET
4	7722-1123	1	VANDAL LATCH
5	7738-1464	1	BENT BAR
6	8476-1066	1	LOCKING FUEL CAP
7	8368-5291	1	VANDAL COVER INSTALLATION
8	7738-1465	1	LOCK PLATE

* - Revised inclusion note on 7733-5005, vandal kit components.



Item	Part No.	Qty.	Description Of Part
	8364-5082	1	WARNING LIGHT INSTALLATION, (includes item 1)
1	8364-1734	1	REVOLVING LIGHT



Item	Part No.	Qty.	Description Of Part	Item	Part No.	Qty.	Description Of Part
	7734-9002	1	SINGLE WIPER/WASHER INSTALLATION COMPONENTS, (includes all items)	17	8869-1390	2	TUBING CLIP, DOUBLE
1	8364-1822	1	WIPER BASE PLATE	18		AR	CLEAR PLASTIC TUBING, (13 feet)
2	8364-1819	1	WIPER BOX	19	8368-3085	1	WASHER BOTTLE
3	8832-1038	4	SELF-TAPPING SCREW, #10-32X3/8	20	8820-1003	4	HEX HDCAPSCREW, 1/4-20X3/4, GR5
4	8855-1007	4	LOCKWASHER, #10	21	8850-1004	4	HEX NUT, 1/4-20
5	8364-1820	1	SPACER, (field installation only)	22	8855-1009	4	LOCKWASHER, 1/4
6	7734-3046	1	WIPER MOTOR	23	8856-1107	4	FLAT WASHER, 1/4
7	8820-1017	1	HEX HDCAPSCREW, 5/16-18X5/8	*24	8832-1022	5	SELF-TAPPING SCREW, #8-32X3/8
8	8850-1005	1	HEX NUT, 5/16-8	25	7716-3102	5	FEMALE SPADE TERMINAL
9	8855-1010	1	LOCKWASHER, 5/16	26	8698-3188	1	RING TERMINAL, #10
10	7716-3117	1	GROMMET	27		AR	NYLON WOVEN LOOM, (30 foot)
11	8668-3103	1	GROMMET	28		AR	WIRE, 16 GAUGE, BLACK, (216 inches)
12	7734-3079	1	WIPER BLADE				
13	7734-3080	1	WASHER NOZZLE KIT				
14	9103-3464	1	WIPER ARM				
15	7736-3141	1	WIPER & WASHER SWITCH				
16	8869-1387	3	TUBING CLIP, SINGLE				

NOTE: ONLY ITEMS WITH PART NUMBERS ARE AVAILABLE FOR SERVICE.

* - Changed part number on item 24.