

GRADALL®

PART MANUAL

XL4100

24604153

Starting S/N
Upperstructures - 0412265
Undercarriage - GO4514

Revised
July 21st, 2016
Q

GRADALL
406 Mill Avenue S.W.
New Philadelphia, OH, 44663, USA
Telephone: (330) 339-2211
Fax: (330) 339-3579

SECTION 1 — INTRODUCTION

Table of Contents UP1-1
 Alphabetical Index UP1-4
 Service Kits UP1-9
 Parts Index UP1-10

SECTION 2 — BOOM ASSEMBLIES

Boom Cradle UP2-1
 Tilt Transmission Assembly UP2-2
 Main Boom Assembly UP2-3
 Telescope Boom Assembly UP2-4
 Inside Hose Trough UP2-5
 Roller Bracket Assembly UP2-6

SECTION 3 — CAB & RELATED COMPONENTS

Cab Assembly UP3-1
 Cab Door UP3-2
 Accoustical Liners UP3-3
 Cab Console UP3-4
 Seat Assembly UP3-5
 Batteries & Miscellaneous Electrical Components UP3-6
 Cab Heater & Installation UP3-7
 Upper Air System UP3-8
 Swing Bearing, Cradle & Hoist Cylinder
 Mounting Pins & Lube System UP3-9
 Fuel Tank Assembly UP3-10
 Decals UP3-11
 Tools UP3-12
 Power Unit Assembly (engine left side view) UP3-13
 Power Unit Assembly (engine right side view) UP3-14
 Exhaust System UP3-15
 Oil Cooler, Radiator & Hoses UP3-16
 Air Cleaner & Installation UP3-17
 Air Cleaner Assembly UP3-18
 Distribution Box Assembly UP3-19
 Foot Pedals & Installation UP3-20
 Rotating Platform (right side view) UP3-21
 Rotating Platform (left side view) UP3-22

SECTION 4 — HYDRAULIC SYSTEM COMPONENTS

Main Pump Assembly	UP4-1
Gear Pump Assembly	UP4-3
Pump Coupler Assembly	UP4-4
Swing Transmission Assembly	UP4-5
Swing Motor Assembly	UP4-7
Swing Brake Assembly	UP4-8
Valve Assembly	UP4-9
Pilot/Steer Valve Assembly	UP4-10
Thermal By-Pass Valve Assembly	UP4-11
Foot Operated Pedal Valve Assembly	UP4-12
Directional Control Valve Assembly	UP4-13
Tilt Motor Assembly	UP4-14
Hoist Cylinder Assembly	UP4-15
Boom Cylinder Assembly	UP4-16
Tool Cylinder Assembly	UP4-17
Swing Brake Release Valve Assembly	UP4-18
Solenoid Valve Assembly	UP4-19
Boom & Propel Control Valve Assembly	UP4-20
Propel Valve Section Assembly	UP4-21
Boom Valve Section Assembly	UP4-22
Hoist, Tilt, Tool Control Valve Assembly	UP4-23
Hoist Valve Section Assembly	UP4-24
Tilt Valve Section Assembly	UP4-25
Tool Valve Section Assembly	UP4-26
Joystick Assembly	UP4-27
Center Pin Assembly	UP4-28
Oil Filter Assembly	UP4-29
Oil Filter Assemblies	UP4-30
Oil Filters & Hosing	UP4-31
Swing Pump Assembly	UP4-32 thru UP4-35
Auxiliary Valve Section Assembly	UP 4-36
Pressure Reducing Valve Assembly	UP4-37 & UP4-38

SECTION 5 — MAIN HYDRAULIC SYSTEMS

Reservoir Assembly UP5-1
 Oil Supply to Pumps UP5-2
 Hydraulic Pressure to Control Valves UP5-3
 Swing & Swing Brake Hydraulic Circuit UP5-4
 Swing Motor Hydraulic Circuit UP5-5
 Boom Cylinder Hydraulic Circuit UP5-6
 Tilt Motor Hydraulic Circuit UP5-7
 Hoist Cylinder Hydraulic Circuit UP5-8
 Tool Cylinder Hydraulic Circuit UP5-9
 Upper Steering Hydraulic Circuit UP5-10
 Upper Propelling Hydraulic Circuit UP5-11
 Dump Circuit UP5-12
 Hydraulic Hosing to Joystick & Foot Operated Valves UP5-13

SECTION 6 — PILOT HYDRAULIC SYSTEMS

Clamp Sets & Miscellaneous Hydraulic Components UP6-1
 Boom Pilot Hydraulic Circuit UP6-2
 Hoist Pilot Hydraulic Circuit UP6-3
 Tool Pilot Hydraulic Circuit UP6-4
 Propel Pilot Hydraulic Circuit UP6-5

SECTION 7 — ATTACHMENTS

Bucket Linkage UP7-1
 Excavating Buckets, 24" UP7-2
 Excavating Bucket, 30" UP7-3
 Excavating Bucket, 36" UP7-4
 Excavating Bucket, 42" UP7-5
 Excavating Bucket, 48" UP7-6
 Pavement Removal Bucket UP7-7
 Ditching Bucket, 60", 66" & 72" UP7-8
 Boom Extension, 4' & 6' UP7-9
 Boom Extension, 8' & 12' UP7-10
 Trenching Bucket, 15"/Single Tooth Ripper UP7-11
 Ditching Bucket w/ Cutting Edge, 60" UP7-12
 Ditching Bucket, 66"/Guardrail Back Scraper UP7-13
 Grading Blade, 8'/Grapple Assembly UP7-14
 Telestick Assembly UP7-15, UP7-16
 Tool Cylinder Assembly, (Telestick) UP7-17
 Grapple Assembly, (Telestick) UP7-18
 Grapple Assembly UP7-19

Accoustical Liners	UP3-3
Air Cleaner & Element.....	UP3-17, UP3-18
Air Dryer	UP3-8
Air Filter Gauge	UP3-4
Air Pressure Gauge	UP3-8
Air System	UP3-8
Alternator	UP3-14
Auxiliary Hydraulic Control Valve Assembly	UP4-36
Battery	UP3-6
Boom Control Valve	UP4-20
Boom Cradle	UP2-1
Boom Cylinder	UP4-16
Boom Cylinder Main Hydraulic Circuit	UP5-6
Boom Cylinder Pilot Hydraulic Circuit	UP6-2
Boom Extension	UP7-5
Boom Rollers	UP2-6
Boom Valve Section Assembly	UP4-22
Bucket Linkage	UP7-1
Cab	UP3-1
Cab Air System	UP3-8
Cab Door	UP3-2
Center Pin	UP4-28
Circuit Breakers	UP3-6
Counterweight	UP3-21
Cradle	UP2-1
Decals	UP3-11
Dig Brake Valve	UP3-8
Directional Control Valve	UP4-13
Distribution Box	UP3-17
Ditching Buckets	UP7-3
Doors	UP3-2, UP3-21, UP3-22

Dump Circuit	UP5-12
Eccentric Shaft	UP2-1
Electronic Monitoring Unit	UP3-5
Excavating Buckets	UP7-2, UP7-3
Exhaust System	UP3-15
Fan & Fan Belt	UP3-14
Filter Elements	UP3-8, UP5-1
Filter/Regulator	UP3-8
Flasher Module	UP3-19
Floor Mat	UP3-3
Foot Operated Pedal Valve	UP4-12
Fuel Filters	UP3-14
Fuel Level Sender	UP3-10
Fuel Tank	UP3-10
Fuses	UP3-19
Gear Pump	UP4-3
Governor	UP3-13
Grab Rails	UP3-21
Heater	UP3-7
Heater Control Cable & Valve	UP3-4, UP3-7
Heater Switch	UP3-19
Hoist Control Valve	UP4-23
Hoist Cylinder	UP4-15
Hoist Cylinder Main Hydraulic Circuit	UP5-8
Hoist Cylinder Mounting Pins	UP3-9
Hoist Cylinder Pilot Hydraulic Circuit	UP6-3
Hoist Valve Section Assembly	UP4-24
Horn	UP3-21
Horn Relay	UP3-19
Hose Trough	UP2-5
Hourmeter	UP3-4

Ignition Switch	UP3-19
Inside Door Rotary Latch	UP3-2, UP3-21, UP3-22
Inside Hose Trough	UP2-5
Inside Paddle Latch	UP3-2
Joysticks	UP4-27
Kits	UP1-9
Latches	UP3-2, UP3-21, UP3-22
Main Boom	UP2-3
Miscellaneous Electrical Components	UP3-6
Oil Cooler	UP3-16
Oil Filters	UP3-14, UP4-30
Oil Temperature Sender	UP5-1
Outside Door Paddle Latch w/ Key	UP3-2
Pavement Removal Bucket	UP7-4
Pilot/Steer Valve	UP4-10
Power Unit	UP3-13, UP3-14
Pressure Gauges	UP4-29
Pressure Reducing Valve Assembly	UP4-37 & UP4-38
Propel Control Valve	UP4-20
Propel Pilot Hydraulic Circuit	UP6-5

Pump Coupler	UP4-4
Radiator & Hoses	UP3-16
Rear Hoist Pin	UP3-9
Reservoir	UP5-1
Rock Bucket	UP7-6
Roller Brackets & Rollers	UP2-6
Rotating Platform	UP3-21, UP3-22
Seat & Seat Support	UP3-5
Service Kits	UP1-24
Shuttle Valve	UP6-5
Single Tooth Ripper	UP7-6
Solenoid Relay	UP4-29
Solenoid Valve	UP5-4
Starting Motor	UP3-14
Starting Switch	UP3-19
Swing Brake	UP4-8
Swing Brake Release Valve	UP4-18
Swing Gear Bearing	UP3-9
Swing Motor	UP4-7
Swing Pinion	UP4-5
Swing & Swing Brake Hydraulic Circuit	UP5-4
Swing Transmission	UP4-5, UP4-6

Switches	UP3-5, 3-19, UP4-29
Telescope Boom	UP2-4
Telescope & Main Boom Rollers	UP2-6
Throttle Cable	UP3-5, UP3-13
Tilt Bearing	UP2-3
Tilt Motor	UP4-14
Tilt Motor Main Hydraulic Circuit	UP5-7
Tilt Speed Rheostat	UP3-19
Tilt Transmission	UP2-2
Tilt Valve Assembly	UP4-23
Tilt Valve Section Assembly	UP4-25
Tool Control Valve	UP4-23
Tool Cylinder	UP4-17
Tool Cylinder Bracket	UP2-4
Tool Cylinder Main Hydraulic Circuit	UP5-9
Tool Cylinder Pilot Hydraulic Circuit	UP6-4
Tool Eye	UP2-4
Tool Kit	UP3-12
Tool Valve Section Assembly	UP4-26
Trunnion Bushing	UP2-1
Trunnion Pin	UP3-9
Upperstructure Air System	UP3-8
Upper Propelling Hydraulic Circuit	UP5-11
Upper Propelling Pilot Hydraulic Circuit	UP6-5
Upper Steering Hydraulic Circuit	UP5-10
Water Temperature Sender	UP3-13
Weatherstrip	UP3-1
Window Frame	UP3-1
Wiring Harness	UP3-14

<u>DESCRIPTION</u>	<u>PART NUMBER</u>	<u>PAGE NUMBER</u>
DECAL KIT	8068-5126	UP3-11
TOOL KIT	8090-5004	UP3-12
ENGINE FILTER KIT	8097-4001	UP3-14
MAIN PUMP SEAL KIT	8093-4270	UP4-1
MAIN PUMP CONTROL KIT	8093-4389	UP4-2
GEAR PUMP SEAL KIT	8093-4211	UP4-3
SWING MOTOR SEAL KIT	8093-4050	UP4-7
SWING BRAKE BEARING KIT	7734-4021	UP4-8
SWING BRAKE GASKET KIT	7734-4020	UP4-8
SWING BRAKE O-RING KIT	7734-4022	UP4-8
SWING BRAKE STACK KIT	7734-4045	UP4-8
DIRECTIONAL VALVE REPAIR SEAL KIT	7736-4179	UP4-13
TILT MOTOR SEAL KIT	8093-4001	UP4-14
HOIST CYLINDER PACKING KIT	8000-3127	UP4-15
BOOM CYLINDER PACKING KIT	8000-3116	UP4-16
TOOL CYLINDER PACKING KIT	8000-3236	UP4-17
JOYSTICK SEAL KIT	8093-4226	UP4-27
CENTER PIN PACKING KIT	8093-3020	UP4-28
SWING PUMP SEAL KIT	8093-4083	UP4-32

Part Number	Page	Part Number	Page	Part Number	Page
0036-0578	UP2-2		UP6-1	7714-4022	UP4-6
1440-2466	UP3-12	7713-3281	UP3-16	7714-4023	UP4-6
2413-1037	UP7-11	7713-3306	UP3-6	7714-4024	UP4-6
2413-1039	UP7-11	7713-3389	UP5-4, UP5-12	7714-4025	UP4-6
2413-1047	UP7-11	7713-3400	UP6-5	7714-4026	UP4-6
2429-1026	UP7-5, UP7-9, UP7-10	7713-3498	UP5-3	7714-4028	UP4-6
2429-1027	UP7-5, UP7-9, UP7-10	7713-3499	UP5-3	7714-4034	UP4-6
2443-1386	UP3-13, UP3-14	7713-4073	UP4-8	7714-4036	UP4-6
2460-4068	UP3-11	7713-4074	UP4-8	7716-3064	UP3-2
2462-1052	UP2-1, UP4-16	7713-4202	UP5-4	7716-3104	UP3-1, UP3-2
2486-1170	UP3-13, UP3-14, UP3-16	7713-4212	UP4-8	7717-3009	UP3-18
2492-1393	UP3-21, UP3-22	7713-4220	UP4-8	7717-3010	UP3-17
2492-1394	UP3-21, UP3-22	7714-1036	UP2-2, UP4-5, UP4-6	7717-3014	UP3-17
2492-1395	UP3-21, UP3-22	7714-3003	UP3-1, UP3-4	7717-4001	UP3-14, UP3-18
7702-3003	UP3-2, UP3-11		UP3-7, UP3-15, UP3-21, UP3-22, UP5-4, UP6-1	7717-4002	UP3-18
7702-3004	UP3-11	7714-3004	UP3-8, UP3-10, UP3-16, UP3-17, UP3-21, UP3-22	7717-4003	UP3-18
7702-3006	UP3-11		UP3-1, UP3-4, UP3-5, UP3-6, UP3-8, UP3-10, UP3-16, UP3-17, UP3-20, UP3-21, UP3-22, UP5-4, UP6-1	7717-4004	UP3-18
7702-3007	UP3-11	7714-3006	UP3-1, UP3-4, UP3-5, UP3-6, UP3-8, UP3-10, UP3-16, UP3-17, UP3-20, UP3-21, UP3-22, UP5-4, UP6-1	7717-4005	UP3-18
7702-3008	UP3-11		UP3-6, UP3-16, UP3-21, UP3-22	7717-4006	UP3-18
7702-3009	UP3-11	7714-3013	UP3-6, UP3-16, UP3-21, UP3-22	7717-4007	UP3-18
7710-3051	UP3-8		UP3-8, UP3-10, UP3-16, UP3-17, UP3-20, UP3-21, UP3-22, UP5-4, UP6-1	7718-3002	UP3-16
7710-3158	UP3-8	7714-3015	UP3-8, UP3-17, UP3-21, UP3-22, UP5-2, UP5-12	7720-4028	UP2-2
7712-4007	UP4-6	7714-3016	UP3-1, UP3-4, UP3-21, UP3-22	7721-3022	UP3-13
7712-4024	UP4-6		UP3-1, UP3-21, UP3-22	7722-6014	UP3-6
7712-4027	UP4-6	7714-3017	UP3-1, UP3-21, UP3-22	7724-1003	UP5-7
7712-6027	UP7-13		UP3-6, UP3-15, UP3-6, UP3-15, UP3-22	7732-3029	UP5-10
7713-3052	UP5-3	7714-3025	UP3-6, UP3-15	7732-6038	UP7-13
7713-3073	UP5-3	7714-3103	UP3-22	7733-3027	UP3-11
7713-3089	UP3-13, UP4-9, UP4-10, UP4-39, UP5-3, UP5-6, UP5-7, UP5-8, UP5-9, UP5-11	7714-3137	UP3-6	7733-3047	UP3-11
7713-3125	UP7-6, UP7-7		UP3-6	7734-3070	UP4-5
7713-3136	UP3-6, UP5-5, UP5-7	7714-4004	UP4-6	7734-4004	UP4-6
7713-3137	UP5-4, UP5-5, UP5-7, UP5-10, UP5-12	7714-4005	UP4-6	7734-4006	UP4-6
7713-3139	UP5-12	7714-4007	UP4-6	7734-4007	UP4-6
7713-3140	UP5-12	7714-4008	UP4-6	7734-4009	UP4-6
7713-3167	UP4-31	7714-4012	UP4-6	7734-4010	UP4-6
7713-3168	UP5-4	7714-4014	UP4-6	7734-4011	UP4-6
7713-3177	UP5-12	7714-4015	UP4-6	7734-4012	UP4-6
7713-3251	UP4-29	7714-4019	UP4-6	7734-4014	UP4-6
7713-3270	UP3-9, UP5-4,	7714-4020	UP4-6	7734-4015	UP4-6
				7734-4016	UP4-6
				7734-4017	UP4-6
				7734-4018	UP4-6
				7734-4019	UP4-6
				7734-4020	UP4-8
				7734-4021	UP4-8
				7734-4022	UP4-8
				7734-4024	UP4-8
				7734-4026	UP4-8
				7734-4027	UP4-8

Part Number	Page	Part Number	Page	Part Number	Page
7734-4028	UP4-8	7738-3567	UP3-6	8000-5117	UP4-16
7734-4029	UP4-8	7738-3742	UP3-8	8000-6022	UP4-17
7734-4030	UP4-8	7738-3790	UP5-2	8000-6023	UP4-15
7734-4043	UP4-8	7738-3819	UP3-10, UP3-14	8000-6025	UP4-16
7734-4044	UP4-8	7738-4188	UP4-13	8000-6026	UP4-16
7734-4045	UP4-8	7738-4718	UP3-14	8000-6126	UP4-17
7734-4046	UP4-8	8000-1121	UP4-15, UP4-17	8000-6128	UP4-15
7734-4047	UP4-8	8000-1123	UP4-16	8060-3001	UP3-11
7734-4048	UP4-8	8000-1126	UP4-15, UP4-17	8060-3002	UP3-11
7734-4049	UP4-8	8000-1166	UP4-16	8060-3003	UP3-11
7734-4050	UP4-8	8000-1180	UP4-16	8060-3004	UP3-11
7734-4051	UP4-8	8000-1182	UP4-15, UP4-17	8060-3005	UP3-11
7734-4052	UP4-8	8000-1184	UP4-16	8060-3006	UP5-3
7734-4053	UP4-8	8000-1187	UP4-16	8060-5003	UP4-5
7736-1082	UP3-20	8000-1188	UP4-16	8060-5004	UP3-12
7736-3038	UP5-12	8000-1190	UP4-15, UP4-17,	8062-1074	UP7-1
7736-3124	UP4-15, UP4-17		UP7-12	8062-1077	UP2-5
7736-3165	UP3-5	8000-1191	UP7-1, UP7-6,	8062-1078	UP5-9
7736-3265	UP3-19		UP7-7	8062-1079	UP5-9
7736-3267	UP3-19	8000-1201	UP4-16	8062-1080	UP2-1
7736-4004	UP4-14	8000-1273	UP4-15, UP4-17	8062-1088	UP2-1
7736-4142	UP5-1	8000-1276	UP4-16	8062-1089	UP2-1
7736-4143	UP5-1	8000-1360	UP5-8	8062-1091	UP7-1, UP7-6,
7736-4179	UP4-13	8000-1362	UP4-16		UP7-7
7736-4180	UP4-13	8000-3001	UP4-15, UP4-17	8062-1092	UP2-1
7736-4181	UP4-13	8000-3009	UP4-16	8062-1108	UP2-5
7736-4182	UP4-13	8000-3021	UP4-15, UP4-17	8062-1109	UP2-5
7736-4183	UP4-13	8000-3023	UP4-16	8062-3002	UP5-9
7736-4184	UP4-13	8000-3061	UP4-15, UP4-17	8062-3003	UP5-9
7736-4185	UP4-13	8000-3065	UP4-16	8062-3004	UP5-9
7736-4186	UP4-13	8000-3081	UP4-15, UP4-17	8062-3005	UP5-9
7736-4187	UP4-13	8000-3083	UP4-16	8062-3006	UP5-9
7738-1205	UP3-14	8000-3139	UP4-16	8062-3008	UP5-9
7738-1466	UP3-13, UP3-15	8000-3152	UP4-15, UP4-16,	8062-3009	UP5-9
7738-1580	UP3-15		UP4-17	8062-3011	UP5-6
7738-3056	UP3-7	8000-3194	UP4-15, UP4-17	8062-3014	UP2-1
7738-3069	UP3-14	8000-3221	UP4-15	8062-3016	UP2-1
7738-3144	UP3-22	8000-3231	UP4-16	8062-3028	UP5-9
7738-3153	UP3-15	8000-3254	UP4-16	8062-3052	UP5-6
7738-3187	UP3-8	8000-3256	UP4-16	8062-3053	UP5-6
7738-3201	UP3-14	8000-3257	UP4-16	8062-5002	UP7-1
7738-3303	UP3-14	8000-3259	UP4-17	8062-5003	UP7-1, UP7-6,
7738-3358	UP3-14	8000-3319	UP4-16		UP7-7
7738-3377	UP3-13, UP3-19,	8000-3336	UP4-16	8062-5004	UP2-1
	UP4-29	8000-3363	UP4-16	8062-6001	UP2-4
7738-3446	UP3-2	8000-4022	UP4-15, UP4-17	8062-6009	UP2-4
7738-3470	UP3-19	8000-5063	UP4-17	8062-6010	UP2-3
7738-3536	UP3-4	8000-5064	UP4-15	8062-6011	UP2-4
7738-3540	UP3-7, UP3-13	8000-5105	UP7-13	8062-6013	UP7-1

Part Number	Page	Part Number	Page	Part Number	Page
8062-6014	UP3-9	8063-4004	UP4-7	8065-1004	UP7-4
8062-6021	UP2-1	8063-4010	UP4-21	8065-1005	UP7-2, UP7-3, UP7-4
8062-6031	UP2-1	8063-4017	UP4-22	8065-1006	UP7-4
8063-3001	UP4-7	8063-4018	UP4-22	8065-1007	UP7-3, UP7-4
8063-3002	UP5-5	8063-4019	UP4-22, UP4-24, UP4-26	8065-1008	UP7-4
8063-3003	UP5-5	8063-4022	UP4-22, UP4-23	8065-1009	UP7-4
8063-3004	UP5-5	8063-4023	UP4-22	8065-1010	UP7-3, UP7-4
8063-3008	UP5-12	8063-4024	UP4-21, UP4-23, UP4-24, UP4-25, UP4-26, UP4-37	8065-1011	UP7-4
8063-3009	UP5-12	8063-4025	UP4-22	8065-1013	UP7-4
8063-3010	UP5-6	8063-4028	UP4-23	8065-1014	UP7-4
8063-3011	UP6-5	8063-4029	UP4-26	8065-1015	UP7-5, UP7-9
8063-3012	UP6-5	8063-4030	UP4-24	8065-1016	UP7-5
8063-3013	UP3-13, UP5-2	8063-4031	UP4-25	8065-1017	UP7-5, UP7-9, UP7-10
8063-3014	UP5-2	8063-4036	UP4-24	8065-1018	UP7-5
8063-3015	UP5-8	8063-4041	UP4-25, UP4-37	8065-1019	UP7-5
8063-3017	UP5-2, UP5-12	8063-4042	UP4-25	8065-1020	UP7-5
8063-3018	UP5-12	8063-4052	UP4-21, UP4-22, UP4-24, UP4-25, UP4-26, UP4-37	8065-1021	UP7-5
8063-3026	UP4-23	8063-4053	UP4-22	8065-1022	UP7-5, UP7-9, UP7-10
8063-3027	UP4-23	8063-4054	UP4-22, UP4-24, UP4-26	8065-1023	UP7-5
8063-3028	UP4-20	8063-4055	UP4-24	8065-1024	UP7-5, UP7-10
8063-3030	UP5-2	8063-4058	UP4-22, UP4-24, UP4-25, UP4-26	8065-1025	UP7-5
8063-3032	UP5-5	8063-4059	UP4-37	8065-1026	UP7-5, UP7-9, UP7-10
8063-3034	UP5-5	8063-4060	UP4-23	8065-1027	UP7-5
8063-3036	UP5-11	8063-4061	UP4-7	8065-1028	UP7-5
8063-3037	UP5-11	8063-4062	UP4-7	8065-1029	UP7-5, UP7-9, UP7-10
8063-3040	UP5-6	8063-4063	UP4-22	8065-1030	UP7-5, UP7-9, UP7-10
8063-3041	UP5-6	8063-4491	UP4-37	8065-1032	UP7-4
8063-3042	UP5-3	8063-5005	UP5-4	8065-1033	UP7-4
8063-3048	UP5-8	8063-5010	UP4-10	8065-1035	UP7-4
8063-3049	UP5-8	8063-5011	UP4-29	8065-1036	UP7-4
8063-3051	UP5-7	8063-5013	UP4-38	8065-1043	UP7-5, UP7-9
8063-3055	UP5-3	8063-6001	UP6-1	8065-1044	UP7-5, UP7-9
8063-3056	UP5-8	8064-0001	UP3-21	8065-1045	UP7-5, UP7-9
8063-3060	UP5-4	8064-1015	UP4-5	8065-1046	UP7-5, UP7-9
8063-3061	UP5-4	8064-1047	UP5-3	8065-1047	UP7-5, UP7-9
8063-3062	UP5-3	8064-3001	UP3-9	8065-1048	UP7-5, UP7-9
8063-3066	UP5-9	8065-1001	UP7-2, UP7-3, UP7-4	8065-1049	UP7-5, UP7-9
8063-3067	UP5-9	8065-1002	UP7-2, UP7-3, UP7-4	8065-1050	UP7-5, UP7-9, UP7-10
8063-3070	UP4-31, UP5-12	8065-1003	UP7-2, UP7-3, UP7-4	8065-1051	UP7-5, UP7-9
8063-3071	UP5-2			8065-1052	UP7-5, UP7-9
8063-3072	UP4-31			8065-1053	UP7-5, UP7-9
8063-3073	UP3-16, UP4-31			8065-1054	UP7-5, UP7-9,
8063-3074	UP3-16, UP4-31				
8063-3075	UP4-31				
8063-3076	UP4-29				
8063-3077	UP4-29				
8063-3078	UP5-3				
8063-4001	UP4-7				
8063-4002	UP4-7				

Part Number	Page	Part Number	Page	Part Number	Page
.....	UP7-10	8065-1122	UP7-3	8065-5007	UP7-11
8065-1055	UP7-5, UP7-10	8065-1123	UP7-3	8065-6001	UP7-4
8065-1056	UP7-5	8065-1124	UP7-3	8065-6002	UP7-5
8065-1058	UP7-5, UP7-10	8065-1125	UP7-3	8065-6004	UP7-2
8065-1059	UP7-5, UP7-10	8065-1126	UP7-3	8065-6005	UP7-2
8065-1060	UP7-5, UP7-10	8065-1127	UP7-3	8065-6006	UP7-5
8065-1061	UP7-5, UP7-10	8065-1128	UP7-3	8065-6007	UP7-5
8065-1063	UP7-5, UP7-10	8065-1129	UP7-3	8065-6008	UP7-3
8065-1064	UP7-5, UP7-10	8065-1134	UP7-11	8065-6009	UP7-8
8065-1065	UP7-3	8065-1135	UP7-10, UP7-11	8065-6010	UP7-3
8065-1066	UP7-3	8065-1140	UP7-6, UP7-7	8065-6011	UP7-8
8065-1067	UP7-3, UP7-4	8065-1141	UP7-6, UP7-7	8065-6016	UP7-6
8065-1068	UP7-2, UP7-3	8065-1151	UP7-11	8065-6017	UP7-6
8065-1069	UP7-3	8065-1162	UP7-11	8065-6018	UP7-7
8065-1070	UP7-3	8065-1164	UP7-8	8065-6019	UP7-7
8065-1071	UP7-3	8065-1165	UP7-8	8065-6020	UP7-7
8065-1072	UP7-3	8065-1180	UP7-8	8065-6021	UP7-7
8065-1073	UP7-5, UP7-9,	8065-1181	UP7-8	8065-6022	UP7-6
.....	UP7-10	8065-1182	UP7-8	8065-6023	UP7-6
8065-1084	UP7-2	8065-1183	UP7-8	8065-6024	UP7-11
8065-1085	UP7-2	8065-1184	UP7-4	8065-6026	UP7-11
8065-1086	UP7-2	8065-1185	UP7-4	8065-6027	UP7-11
8065-1087	UP7-2	8065-1186	UP7-4	8065-6030	UP7-4
8065-1088	UP7-2	8065-1187	UP7-4	8065-6032	UP7-9
8065-1089	UP7-2	8065-1188	UP7-4	8065-6034	UP7-9
8065-1090	UP7-2	8065-1189	UP7-4	8065-6036	UP7-10
8065-1091	UP7-2	8065-1190	UP7-5	8065-6038	UP7-12
8065-1092	UP7-2	8065-1191	UP7-9	8065-6039	UP7-12, UP7-13
8065-1093	UP7-2	8065-1192	UP7-9	8065-6041	UP7-12
8065-1094	UP7-2	8065-1199	UP7-9	8067-1019	UP3-22
8065-1095	UP7-2	8065-1200	UP7-9	8067-1020	UP3-22
8065-1096	UP7-2	8065-1201	UP7-9	8067-1047	UP3-22
8065-1097	UP7-6, UP7-7	8065-1202	UP7-10	8067-1048	UP3-22
8065-1098	UP7-6, UP7-7,	8065-1203	UP7-10	8067-3007	UP5-1
.....	UP7-12	8065-1205	UP7-10	8067-3008	UP3-17
8065-1100	UP7-6, UP7-7,	8065-1206	UP7-10	8067-3009	UP3-13
.....	UP7-12	8065-1207	UP7-10	8067-3011	UP3-6, UP3-14
8065-1106	UP7-2	8065-1213	UP7-12	8067-3012	UP3-6, UP3-14
8065-1107	UP7-2, UP7-3	8065-1263	UP7-4	8067-3014	UP3-15
8065-1108	UP7-2	8065-1264	UP7-4	8067-4001	UP5-1
8065-1109	UP7-2	8065-1446	UP7-5	8067-4002	UP5-1
8065-1110	UP7-2	8065-3001	UP7-4	8067-4003	UP5-1
8065-1111	UP7-2	8065-3002	UP7-4	8067-4004	UP5-1
8065-1112	UP7-2	8065-3003	UP7-4	8067-4005	UP5-1
8065-1113	UP7-2	8065-5001	UP7-6	8067-4006	UP5-1
8065-1114	UP7-2	8065-5002	UP7-6	8067-4007	UP5-1
8065-1115	UP7-2	8065-5003	UP7-7	8067-4008	UP5-1
8065-1116	UP7-2	8065-5004	UP7-7	8067-4009	UP5-1
8065-1121	UP7-3	8065-5005	UP7-12, UP7-13	8067-4010	UP5-1

Part Number	Page	Part Number	Page	Part Number	Page
8067-4011	UP5-1	8092-3010	UP5-9	8093-1001	UP4-28
8067-4012	UP5-1	8092-3020	UP2-1	8093-1002	UP4-28
8067-4013	UP5-1	8092-3025	UP2-3	8093-1003	UP4-28
8067-5001	UP3-13, UP3-14	8092-3026	UP4-14	8093-1004	UP4-28
8067-5004	UP5-1	8092-3027	UP2-2	8093-1005	UP4-28
8067-5007	UP3-13, UP3-14	8092-3028	UP2-2	8093-1006	UP4-28
8067-6003	UP3-21	8092-3030	UP2-2	8093-1009	UP4-29
8067-6006	UP3-21	8092-3031	UP2-2	8093-1012	UP5-3
8067-6008	UP5-1	8092-3032	UP2-2	8093-1013	UP6-1
8067-6013	UP3-21	8092-3034	UP2-1	8093-1014	UP5-3, UP5-6, UP5-7, UP5-8
8067-6015	UP3-22	8092-3035	UP2-5	8093-1015	UP5-4, UP6-1
8067-6018	UP3-21	8092-3036	UP2-4	8093-1020	UP6-1
8067-6019	UP3-22	8092-3055	UP5-6	8093-1022	UP4-38
8068-1028	UP4-28	8092-3056	UP5-6	8093-1024	UP5-12
8068-1050	UP3-16	8092-3057	UP5-2, UP5-9	8093-1025	UP5-12
8068-3005	UP3-8	8092-3058	UP2-2	8093-1027	UP6-1
8068-3013	UP5-3	8092-3059	UP5-7, UP5-9	8093-1038	UP4-28
8068-3015	UP4-28	8092-4001	UP4-14	8093-1040	UP5-6
8090-3003	UP3-11	8092-4002	UP4-14	8093-1048	UP4-29
8090-3004	UP3-11	8092-4003	UP4-14	8093-3003	UP4-32, UP4-33, UP4-34, UP4-35
8090-3005	UP4-5	8092-4004	UP4-14	8093-3005	UP4-1
8090-3006	UP4-5	8092-4005	UP4-14	8093-3010	UP4-27
8091-3016	UP3-19	8092-4006	UP4-14	8093-3013	UP4-28
8091-3020	UP3-19	8092-4007	UP4-14	8093-3014	UP4-28
8091-3021	UP3-19	8092-4008	UP4-14	8093-3015	UP4-28
8091-3027	UP3-11	8092-4009	UP4-14	8093-3016	UP4-28
8091-3031	UP3-11	8092-4010	UP4-14	8093-3017	UP4-28
8091-3042	UP3-5	8092-4011	UP4-14	8093-3018	UP4-28
8092-1027	UP4-16	8092-4012	UP4-14	8093-3019	UP4-28
8092-1028	UP2-4	8092-4013	UP4-14	8093-3020	UP4-28
8092-1074	UP7-1, UP7-6, UP7-7, UP7-12	8092-4014	UP4-14	8093-3022	UP5-11
8092-1091	UP2-4	8092-4015	UP4-14	8093-3023	UP5-6, UP5-11
8092-1092	UP2-4	8092-4016	UP4-14	8093-3024	UP5-9
8092-1093	UP2-1, UP2-4	8092-4017	UP4-14	8093-3025	UP5-7
8092-1094	UP2-4	8092-4018	UP4-14	8093-3027	UP5-6
8092-1117	UP2-1	8092-4019	UP4-14	8093-3035	UP4-10
8092-1120	UP2-1	8092-4020	UP4-14	8093-3037	UP5-13, UP6-5
8092-1138	UP2-2	8092-4021	UP4-14	8093-3043	UP5-3
8092-1139	UP2-2	8092-5006	UP2-4	8093-3045	UP3-8
8092-1141	UP2-2	8092-5009	UP2-2	8093-3046	UP5-3
8092-1142	UP2-2	8092-6012	UP3-9, UP4-15, UP7-1, UP7-12	8093-3047	UP4-30
8092-1143	UP2-2	8092-6013	UP3-9, UP4-15	8093-3048	UP4-30
8092-1144	UP2-2	8092-6014	UP4-17, UP7-1, UP7-6, UP7-7	8093-3049	UP4-29
8092-1155	UP5-9	8092-6020	UP2-1, UP2-4	8093-3050	UP4-19, UP5-7
8092-1159	UP7-1	8092-6025	UP2-2	8093-3051	UP4-29
8092-1174	UP7-1, UP7-13	8092-6029	UP7-1	8093-3055	UP4-9, UP4-10
8092-1209	UP2-2	8093-0001	UP4-28	8093-3056	UP4-30
8092-3009	UP2-1, UP2-4				

Part Number	Page	Part Number	Page	Part Number	Page
8093-3057	UP4-30	8093-3171	UP4-29	8093-4077	UP4-7
8093-3058	UP5-4	8093-3191	UP5-9	8093-4079	UP4-3
8093-3059	UP4-29, UP5-2, UP5-4	8093-3192	UP5-9	8093-4080	UP4-7
8093-3060	UP5-12	8093-3211	UP5-4	8093-4081	UP4-7
8093-3061	UP5-1	8093-3212	UP5-4	8093-4082	UP4-7, UP4-32
8093-3062	UP5-8	8093-3224	UP5-2	8093-4083	UP4-32
8093-3063	UP5-6	8093-3225	UP3-10	8093-4084	UP4-32
8093-3064	UP5-7	8093-3228	UP4-22	8093-4085	UP4-32
8093-3066	UP5-5, UP5-8, UP5-9	8093-3236	UP4-29	8093-4086	UP4-32
8093-3067	UP3-16	8093-3237	UP5-2	8093-4087	UP4-32
8093-3068	UP3-8	8093-3376	UP4-21	8093-4090	UP4-32
8093-3075	UP3-16	8093-4001	UP4-10	8093-4091	UP4-32
8093-3076	UP4-3	8093-4002	UP4-10	8093-4092	UP4-32
8093-3078	UP6-5	8093-4003	UP4-10	8093-4093	UP4-33
8093-3079	UP6-2, UP6-5	8093-4004	UP4-10	8093-4099	UP4-33
8093-3081	UP6-5	8093-4005	UP4-39	8093-4100	UP4-33
8093-3082	UP6-2, UP6-5	8093-4006	UP4-18, UP4-39	8093-4116	UP4-34
8093-3083	UP6-3	8093-4032	UP4-1	8093-4117	UP4-34
8093-3084	UP6-4	8093-4035	UP4-19	8093-4118	UP4-34
8093-3085	UP6-4	8093-4036	UP4-19	8093-4119	UP4-34
8093-3086	UP5-4	8093-4037	UP4-19	8093-4121	UP4-34
8093-3087	UP6-3	8093-4038	UP4-19	8093-4122	UP4-34
8093-3088	UP5-4	8093-4039	UP4-19	8093-4123	UP4-34
8093-3089	UP5-4, UP5-13	8093-4041	UP4-30	8093-4124	UP4-2, UP4-34
8093-3090	UP5-4, UP5-13	8093-4042	UP4-30	8093-4125	UP4-34
8093-3091	UP5-4	8093-4043	UP4-30	8093-4126	UP4-34
8093-3092	UP5-4	8093-4044	UP4-30	8093-4128	UP4-34
8093-3095	UP5-4	8093-4045	UP4-18	8093-4129	UP4-34
8093-3096	UP5-4	8093-4046	UP4-18	8093-4130	UP4-34
8093-3097	UP6-1	8093-4047	UP4-18	8093-4148	UP4-34
8093-3101	UP4-18	8093-4048	UP4-18	8093-4149	UP4-34
8093-3102	UP4-29	8093-4049	UP4-18	8093-4151	UP4-34
8093-3105	UP4-39	8093-4050	UP4-7	8093-4152	UP4-34
8093-3108	UP5-12	8093-4052	UP4-7	8093-4153	UP4-34
8093-3109	UP4-12	8093-4054	UP4-7	8093-4154	UP4-35
8093-3113	UP3-13, UP5-2	8093-4063	UP4-12	8093-4156	UP4-35
8093-3117	UP3-12	8093-4064	UP4-12	8093-4157	UP4-35
8093-3120	UP4-30	8093-4065	UP4-12	8093-4158	UP4-35
8093-3126	UP3-12	8093-4066	UP4-12	8093-4159	UP4-35
8093-3127	UP3-12	8093-4067	UP4-12	8093-4160	UP4-35
8093-3128	UP3-12	8093-4068	UP4-12	8093-4161	UP4-35
8093-3129	UP3-12	8093-4069	UP4-12	8093-4162	UP4-1, UP4-35
8093-3130	UP3-12	8093-4070	UP4-12	8093-4163	UP4-35
8093-3131	UP3-12	8093-4071	UP4-12	8093-4164	UP4-35
8093-3137	UP3-8, UP4-29	8093-4072	UP4-12	8093-4167	UP4-35
8093-3139	UP3-13	8093-4073	UP4-7, UP4-12	8093-4168	UP4-35
8093-3170	UP4-29	8093-4074	UP4-7, UP4-12	8093-4169	UP4-35
		8093-4075	UP4-7, UP4-12	8093-4170	UP4-35
		8093-4076	UP4-7	8093-4172	UP4-35

Part Number	Page	Part Number	Page	Part Number	Page
8093-4173	UP4-35	8093-4264	UP4-12	UP4-24, UP4-25,
8093-4174	UP4-35	8093-4265	UP4-30	UP4-26
8093-4176	UP4-32	8093-4266	UP4-30	8093-4333	UP4-21, UP4-22,
8093-4184	UP4-2	8093-4267	UP4-30	UP4-24, UP4-25,
8093-4211	UP4-3	8093-4268	UP4-30	UP4-26
8093-4212	UP4-3	8093-4269	UP4-30	8093-4334	UP4-21, UP4-22,
8093-4213	UP4-3	8093-4270	UP4-1	UP4-24, UP4-25,
8093-4214	UP4-3	8093-4271	UP4-1	UP4-26, UP4-37
8093-4215	UP4-3	8093-4272	UP4-1	8093-4335
8093-4216	UP4-3	8093-4273	UP4-1	8093-4336	UP4-21, UP4-22,
8093-4217	UP4-3	8093-4274	UP4-1	UP4-24, UP4-25,
8093-4218	UP4-3	8093-4275	UP4-1	UP4-26, UP4-37
8093-4219	UP4-3	8093-4276	UP4-1	8093-4337	UP4-21, UP4-22,
8093-4220	UP4-3	8093-4277	UP4-1	UP4-24, UP4-25,
8093-4221	UP4-3	8093-4278	UP4-1	UP4-26, UP4-37
8093-4222	UP4-3	8093-4279	UP4-1	8093-4338	UP4-24, UP4-26
8093-4223	UP4-3	8093-4280	UP4-1	8093-4339	UP4-21, UP4-22,
8093-4224	UP4-3	8093-4281	UP4-1	UP4-24, UP4-25,
8093-4225	UP4-3	8093-4282	UP4-1	UP4-37
8093-4226	UP4-27	8093-4283	UP4-1	8093-4340	UP4-21, UP4-22,
8093-4227	UP4-27	8093-4284	UP4-1	UP4-23, UP4-24,
8093-4228	UP4-27	8093-4285	UP4-1	UP4-25, UP4-26,
8093-4229	UP4-27	8093-4286	UP4-1	UP4-37
8093-4230	UP4-27	8093-4303	UP4-1	8093-4342	UP4-21, UP4-22,
8093-4231	UP4-27	8093-4304	UP4-1	UP4-24, UP4-26,
8093-4232	UP4-27	8093-4305	UP4-1	UP4-37
8093-4233	UP4-27	8093-4306	UP4-1	8093-4350
8093-4234	UP4-27	8093-4307	UP4-1	8093-4351
8093-4235	UP4-27	8093-4308	UP4-1	8093-4352
8093-4236	UP4-27	8093-4309	UP4-1	8093-4354
8093-4237	UP4-27	8093-4310	UP4-1	8093-4356
8093-4238	UP4-27	8093-4311	UP4-1	8093-4357
8093-4239	UP4-27	8093-4312	UP4-1	8093-4358
8093-4240	UP4-27	8093-4313	UP4-1, UP4-2	8093-4359
8093-4241	UP4-27	8093-4314	UP4-1	8093-4363
8093-4242	UP4-27	8093-4315	UP4-1	8093-4364
8093-4243	UP4-27	8093-4317	UP4-20, UP4-23	8093-4365
8093-4244	UP4-27	8093-4318	UP4-20, UP4-23	8093-4368	UP4-24, UP4-26
8093-4245	UP4-27	8093-4325	UP4-20	8093-4378
8093-4247	UP4-12	8093-4326	UP4-20, UP4-23	8093-4379
8093-4248	UP4-12	8093-4327	UP4-20	8093-4382
8093-4253	UP4-12, UP4-27	8093-4329	UP4-21, UP4-22,	8093-4383	UP4-25, UP4-37
8093-4254	UP4-12, UP4-27	UP4-24, UP4-25	8093-4384	UP4-25, UP4-37
8093-4256	UP4-27	8093-4330	UP4-21, UP4-22,	8093-4385
8093-4257	UP4-27	UP4-24, UP4-25,	8093-4386
8093-4258	UP4-12, UP4-27	UP4-26, UP4-37	8093-4388	UP4-22, UP4-26
8093-4259	UP4-27	8093-4331	UP4-21, UP4-22,	8093-4389
8093-4261	UP4-27	UP4-24, UP4-26	8093-4390
8093-4263	UP4-27	8093-4332	UP4-21, UP4-22,	8093-4393

Part Number	Page	Part Number	Page	Part Number	Page
8093-4394	UP4-2	8093-4446	UP3-8	8095-1051	UP7-3
8093-4395	UP4-2	8093-4447	UP3-8	8095-1053	UP7-3, UP7-5, UP7-10
8093-4396	UP4-2	8093-4461	UP4-20, UP4-23	8095-1054	UP7-5, UP7-9, UP7-10
8093-4397	UP4-2	8093-4476	UP4-22, UP4-24, UP4-25, UP4-26, UP4-37	8095-1057	UP7-2, UP7-3, UP7-4, UP7-5, UP7-8, UP7-9, UP7-10, UP7-11
8093-4398	UP4-2	8093-4477	UP4-25, UP4-37	8095-1062	UP7-5, UP7-10
8093-4399	UP4-2	8093-4478	UP4-20, UP4-23	8095-1072	UP7-4
8093-4400	UP4-2	8093-4481	UP4-20, UP4-23	8095-1074	UP7-4
8093-4401	UP4-2	8093-4483	UP4-23	8095-1075	UP7-4, UP7-5
8093-4402	UP4-2	8093-4486	UP4-1	8095-1098	UP7-3
8093-4403	UP4-2	8093-4488	UP4-37	8095-1100	UP7-3
8093-4404	UP4-2	8093-4489	UP4-37	8095-1101	UP7-3, UP7-5, UP7-9
8093-4405	UP4-2	8093-4490	UP4-37	8095-1103	UP7-2
8093-4406	UP4-2	8093-4494	UP4-23	8095-1105	UP7-3
8093-4407	UP4-2	8093-4495	UP4-21, UP4-22, UP4-24, UP4-25, UP4-26, UP4-37	8095-1111	UP7-3
8093-4410	UP4-2	8093-4496	UP4-27	8095-1124	UP7-2
8093-4411	UP4-2	8093-4497	UP4-27	8095-1127	UP7-2
8093-4412	UP4-2	8093-4498	UP4-27	8095-1128	UP7-2
8093-4413	UP4-2	8093-4500	UP4-33	8095-1129	UP7-2
8093-4414	UP4-2	8093-4507	UP4-12	8095-1135	UP7-5
8093-4415	UP4-2	8093-4508	UP4-32	8095-1136	UP7-5
8093-4416	UP4-2	8093-4516	UP4-33	8095-1137	UP7-5, UP7-10
8093-4417	UP4-2	8093-5005	UP4-28	8095-1179	UP7-8
8093-4419	UP4-2	8093-5006	UP4-9	8095-1180	UP7-8
8093-4420	UP4-2	8093-5011	UP4-29	8095-1181	UP7-8, UP7-10, UP7-11
8093-4421	UP4-2	8094-1001	UP4-6	8095-1186	UP7-5, UP7-9
8093-4422	UP4-2	8094-1016	UP-2	8095-1189	UP7-5, UP7-9
8093-4424	UP4-2	8094-1065	UP3-21	8095-1190	UP7-10
8093-4425	UP4-2	8094-1066	UP3-21	8095-1191	UP7-5, UP7-9
8093-4426	UP4-2	8094-3002	UP4-6	8095-1204	UP7-10
8093-4427	UP4-2	8094-3004	UP3-22	8095-1235	UP7-11
8093-4428	UP4-2	8094-3005	UP7-12	8095-1236	UP7-11
8093-4429	UP4-2	8094-3007	UP3-21	8095-1237	UP7-11
8093-4430	UP4-2	8094-3008	UP4-8	8095-1238	UP7-11
8093-4431	UP4-2	8094-4034	UP4-6	8095-1239	UP7-11
8093-4432	UP4-2	8094-4035	UP4-6	8095-1240	UP7-11
8093-4433	UP4-2	8094-4036	UP4-6	8095-1241	UP7-11
8093-4434	UP4-2	8094-4037	UP4-6	8095-1242	UP7-11
8093-4435	UP4-2	8094-4038	UP4-6	8095-1245	UP7-8
8093-4436	UP4-2	8094-4039	UP4-8	8095-1251	UP7-8
8093-4437	UP4-2	8094-6001	UP3-21	8095-1252	UP7-8, UP7-10, UP7-11
8093-4438	UP4-2	8094-6002	UP4-5	8095-3001	UP7-2, UP7-3,
8093-4439	UP4-2	8095-1012	UP7-4		
8093-4440	UP4-2	8095-1015	UP7-5, UP7-10		
8093-4441	UP3-8	8095-1049	UP7-5		
8093-4442	UP3-8	8095-1050	UP7-5, UP7-10		
8093-4443	UP3-8				
8093-4444	UP3-8				
8093-4445	UP3-8				

Part Number	Page	Part Number	Page	Part Number	Page
.....	UP7-4, UP7-8	8096-3047	UP5-1	8096-4021	UP3-5
8095-3002	UP7-2, UP7-3,	8096-3048	UP3-4	8096-4022	UP3-5
.....	UP7-4, UP7-8	8096-3058	UP3-22	8096-4023	UP3-5
8095-3003	UP7-2, UP7-3,	8096-3060	UP4-27	8096-4024	UP3-5
.....	UP7-4, UP7-8	8096-3065	UP4-27	8096-4025	UP3-5
8095-3004	UP7-8	8096-3066	UP3-22	8096-4026	UP3-5
8095-3005	UP7-8	8096-3069	UP3-22, UP4-27	8096-4027	UP3-5
8095-3006	UP7-8	8096-3071	UP3-6, UP3-14	8096-4028	UP3-5
8095-3007	UP7-12	8096-3073	UP3-7	8096-4029	UP3-5
8095-3037	UP7-12	8096-3078	UP3-21, UP3-22	8096-4030	UP3-5
8095-6016	UP7-12	8096-3082	UP3-1	8096-4031	UP3-5
8096-1069	UP3-2	8096-3084	UP3-1	8096-4032	UP3-5
8096-1091	UP3-4	8096-3098	UP3-5	8096-4033	UP3-5
8096-1093	UP3-5	8096-3099	UP3-5	8096-4034	UP3-5
8096-1097	UP3-6	8096-3100	UP3-1	8096-4036	UP3-7
8096-1098	UP3-6	8096-3103	UP3-19	8096-4037	UP3-5
8096-1099	UP3-6	8096-3106	UP3-3	8096-4039	UP3-5
8096-1106	UP3-19	8096-3107	UP3-3	8096-4041	UP3-5
8096-1110	UP3-5	8096-3110	UP6-5	8096-4042	UP3-5
8096-1115	UP3-5	8096-3116	UP3-2	8096-4043	UP3-5
8096-1116	UP3-5	8096-3117	UP3-2	8096-5003	UP3-6
8096-1119	UP3-1	8096-3119	UP3-1	8096-5007	UP3-5
8096-1127	UP3-5	8096-3120	UP3-4	8096-5010	UP3-21, UP3-22
8096-1146	UP3-2	8096-3136	UP3-1	8096-5012	UP3-1
8096-1193	UP3-21, UP3-22	8096-3143	UP3-2	8096-5014	UP4-27
8096-1200	UP3-5	8096-3144	UP3-2	8096-6004	UP3-20
8096-1252	UP3-21, UP3-22	8096-3145	UP3-2	8096-6006	UP3-2
8096-1275	UP3-5	8096-3146	UP3-22	8096-6008	UP3-1
8096-1276	UP3-5	8096-3151	UP3-19	8096-6009	UP3-1
8096-3008	UP3-1	8096-3199	UP5-4	8096-6011	UP3-1
8096-3011	UP3-1	8096-3200	UP5-4	8096-6012	UP3-1
8096-3016	UP3-14	8096-3220	UP5-1	8096-6013	UP3-1
8096-3020	UP3-1	8096-3222	UP3-5	8096-6016	UP3-1
8096-3021	UP3-1	8096-4001	UP3-19	8096-6017	UP3-1
8096-3022	UP3-21, UP3-22	8096-4002	UP3-19	8096-6020	UP3-19
8096-3023	UP3-1	8096-4003	UP3-19	8096-6023	UP3-1
8096-3024	UP3-4	8096-4008	UP3-19	8096-6029	UP3-4
8096-3025	UP3-4	8096-4009	UP3-19	8096-6030	UP3-1
8096-3028	UP3-1	8096-4010	UP3-7	8097-1005	UP5-1
8096-3029	UP3-1	8096-4011	UP3-7	8097-1021	UP3-22
8096-3030	UP3-5	8096-4012	UP3-7	8097-1049	UP3-22
8096-3033	UP3-3	8096-4013	UP3-7	8097-1069	UP4-28
8096-3034	UP3-3	8096-4014	UP3-7	8097-1081	UP3-21, UP3-22
8096-3035	UP3-3	8096-4015	UP3-7	8097-1082	UP3-21, UP3-22
8096-3038	UP3-3	8096-4016	UP3-7	8097-1085	UP3-16
8096-3039	UP3-19	8096-4017	UP3-7	8097-1086	UP3-16
8096-3042	UP3-1	8096-4018	UP3-7	8097-1097	UP3-22
8096-3043	UP3-1	8096-4019	UP3-7	8097-1111	UP3-21
8096-3044	UP3-3	8096-4020	UP3-7	8097-1112	UP3-21

Part Number	Page	Part Number	Page	Part Number	Page
8097-1113	UP3-21	8097-4003	UP3-17	8320-1024	UP2-3
8097-1126	UP3-22	8097-4004	UP3-17	8320-1034	UP4-15, UP4-17
8097-1136	UP3-22	8097-4005	UP3-17	8320-1035	UP2-1
8097-1147	UP3-10	8097-4006	UP4-11	8320-1038	UP2-1
8097-1172	UP3-13	8097-4007	UP4-11	8320-1039	UP2-1, UP4-5
8097-1177	UP3-21	8097-4010	UP4-11	8320-1041	UP7-11
8097-1183	UP3-15	8097-4012	UP4-11	8320-1042	UP3-9
8097-1189	UP3-15	8097-4013	UP4-11	8320-1044	UP3-9
8097-1202	UP3-16	8097-4014	UP4-4	8320-1047	UP4-17, UP7-1, UP7-6, UP7-7, UP7-12, UP7-13
8097-1203	UP3-16	8097-4015	UP4-4	8320-1048	UP5-6, UP5-11
8097-1232	UP3-16	8097-4016	UP4-4	8320-1057	UP4-28
8097-3002	UP3-13	8097-4017	UP4-4	8320-1061	UP2-1
8097-3003	UP5-1	8097-4018	UP4-4	8320-1065	UP2-2
8097-3004	UP4-4	8097-4019	UP4-4	8320-1066	UP2-2, UP4-5, UP4-6
8097-3006	UP5-1	8097-4021	UP4-11	8320-1067	UP2-4, UP7-1, UP7-6, UP7-7, UP7-12
8097-3008	UP5-1	8097-5004	UP3-13	8320-1111	UP5-6, UP5-9
8097-3010	UP4-11	8097-6002	UP3-13, UP3-14	8320-1115	UP3-21, UP3-22
8097-3011	UP3-16	8097-6003	UP3-14	8320-1118	UP7-13
8097-3014	UP3-14	8097-6010	UP3-16	8320-1119	UP7-13
8097-3016	UP5-2	8097-6016	UP3-14	8320-1123	UP3-9, UP7-13
8097-3018	UP3-16	8097-6018	UP3-22	8320-1126	UP3-10
8097-3019	UP3-21, UP3-22	8097-6019	UP3-22	8320-1132	UP4-16
8097-3020	UP3-16	8097-6023	UP3-22	8320-1137	UP2-3
8097-3024	UP3-10	8097-6026	UP3-21	8320-1141	UP7-1
8097-3025	UP3-6, UP3-8, UP3-21, UP3-22, UP4-5, UP4-31	8097-6028	UP3-8	8320-1143	UP5-6
8097-3030	UP3-21	8097-6031	UP3-22	8325-1287	UP4-29
8097-3031	UP3-21	8097-6042	UP3-21	8325-1289	UP5-6, UP5-11
8097-3034	UP3-21, UP3-22	8097-6045	UP3-22	8325-1291	UP5-3, UP5-6, UP5-11
8097-3035	UP3-14	8097-6047	UP3-22	8325-3003	UP5-8
8097-3038	UP5-1	8097-6050	UP3-22	8325-3004	UP5-3, UP5-6
8097-3039	UP3-14, UP3-16	8097-6054	UP3-13	8325-3009	UP5-8, UP5-9
8097-3040	UP3-16	8097-6061	UP3-13	8325-3010	UP5-8, UP5-9
8097-3041	UP3-17	8097-6062	UP3-16	8342-1165	UP2-3
8097-3042	UP3-16	8098-3056	UP3-6	8342-1214	UP2-3
8097-3043	UP3-21, UP3-22	8306-1304	UP5-9	8343-1013	UP3-20
8097-3044	UP3-8	8309-1186	UP2-1	8344-1316	UP4-8
8097-3045	UP3-13	8309-1306	UP2-2	8345-1128	UP5-12
8097-3050	UP5-12	8319-1004	UP3-6, UP3-13, UP3-14	8345-1129	UP5-12
8097-3059	UP3-15	8319-1013	UP3-13	8345-1221	UP7-10
8097-3068	UP3-13, UP5-2	8319-1021	UP3-13	8345-1222	UP7-10
8097-3069	UP3-16	8319-1027	UP3-13	8345-3002	UP7-9, UP7-10
8097-3070	UP3-16	8319-1032	UP3-13	8345-6032	UP7-10
8097-3076	UP3-16	8319-1039	UP3-14	8348-1673	UP7-6, UP7-7,
8097-3077	UP3-14, UP3-16	8319-1048	UP3-14		
8097-3082	UP3-16	8319-1054	UP3-14		
8097-4001	UP3-14	8319-3009	UP3-13		
8097-4002	UP3-14	8320-1003	UP2-1		
		8320-1018	UP2-1		

Part Number	Page	Part Number	Page	Part Number	Page
.....	UP7-12	8366-1454 UP5-12	8395-3053 UP3-6, UP7-12
8348-3497 UP3-16	8366-3117 UP4-13	8407-1251 UP4-5
8360-1011 UP3-11, UP7-12	8366-3119 UP5-4	8423-1107 UP3-14, UP3-16
8360-1018 UP3-11	8366-3186 UP3-13	8452-1054 UP3-13
8362-1027 UP7-1, UP7-6, UP7-7, UP7-12, UP7-13	8366-3187 UP3-21	8452-1056 UP3-16
8362-1035 UP7-12, UP7-13	8366-3188 UP3-2	8471-1333 UP5-3, UP5-6, UP5-7, UP5-8, UP5-9, UP5-10, UP5-11
8362-1134 UP2-5	8366-3205 UP3-8	8471-1334 UP5-3, UP5-6, UP5-12
8362-1141 UP2-5	8366-3299 UP3-10 UP5-11
8362-1145 UP2-6	8366-4242 UP4-13	8471-1369 UP5-7, UP5-8, UP5-9
8362-1235 UP7-12, UP7-13	8366-4243 UP4-13 UP5-12
8362-1238 UP4-17, UP7-13	8366-4244 UP4-13	8471-1427 UP5-12
8362-1245 UP7-12, UP7-13	8366-4245 UP4-13	8471-2737 UP5-5
8362-1257 UP7-6, UP7-7	8366-4246 UP4-13	8471-2738 UP5-3
8362-1262 UP2-6	8366-4247 UP4-13	8471-2742 UP3-7, UP3-14
8362-1283 UP3-9, UP4-15, UP7-1, UP7-6, UP7-7, UP7-12, UP7-13	8366-4248 UP4-13	8471-2742 UP3-7, UP3-14
8362-3005 UP2-4, UP2-6	8367-1138 UP3-8, UP4-29	8471-4002 UP7-12
8362-3017 UP7-1, UP7-6, UP7-7, UP7-13	8367-1284 UP3-18	8471-6138 UP4-31
8362-3018 UP7-1, UP7-13	8367-1290 UP3-18	8471-6248 UP3-13
8362-3019 UP7-1, UP7-6, UP7-7, UP7-12, UP7-13	8367-1291 UP3-18	8471-6384 UP3-13, UP4-31
8362-3026 UP5-12	8367-1556 UP3-13	8471-6499 UP4-31, UP5-5, UP5-13
8362-3027 UP5-12	8367-1587 UP4-29	8471-6606 UP5-4
8362-5043 UP2-3, UP2-6	8367-3107 UP2-1, UP5-7	8471-6636 UP3-8
8362-5044 UP2-3, UP2-6	8368-1481 UP3-16, UP6-1	8471-6841 UP3-8
8362-5072 UP7-13	8368-3029 UP3-6	8471-7008 UP3-10
8362-5073 UP7-13	8368-3030 UP3-10	8471-7226 UP4-31
8362-6031 UP7-13	8368-3126 UP3-8	8471-7295 UP5-13
8362-6032 UP7-13	8368-3132 UP3-6	8471-7302 UP5-4, UP5-12
8364-1146 UP3-21	8368-3182 UP3-7	8471-7304 UP5-12
8364-1147 UP3-21	8368-3273 UP3-17	8471-7314 UP5-12, UP5-13
8364-1606 UP4-29	8368-3308 UP6-1	8471-7474 UP4-31
8364-1673 UP3-11	8368-3377 UP3-10	8471-7490 UP5-4
8364-1850 UP2-1	8368-3385 UP3-2	8471-7494 UP5-7
8364-1853 UP4-5	8368-3387 UP3-2	8471-7522 UP4-31
8364-3035 UP3-11	8368-3435 UP3-8, UP3-17, UP4-29	8471-7906 UP4-31
8364-3044 UP3-11	8368-3540 UP3-21, UP3-22	8471-7955 UP4-31
8364-4010 UP4-6	8368-3910 UP3-1	8471-7958 UP4-31, UP6-5
8366-1145 UP3-1	8368-4742 UP3-14	8471-7967 UP4-31, UP5-10
8366-1304 UP5-3, UP5-6, UP5-8, UP5-11	8369-3016 UP3-1	8471-7978 UP5-12
8366-1305 UP5-3	8371-3009 UP3-15	8471-8060 UP3-13, UP4-31
8366-1316 UP5-5	8376-3056 UP3-13, UP4-9, UP4-10, UP4-39, UP5-3, UP5-7, UP5-8, UP5-9, UP5-11	8471-8074 UP3-16, UP4-31
.....	8392-4120 UP4-34	8471-8077 UP5-13
.....	8392-4160 UP4-1	8471-8091 UP5-6
.....	8395-3037 UP3-8	8471-8105 UP5-11
.....	8471-8109 UP5-8, UP5-11
.....	8471-8110 UP5-8
.....	8471-8111 UP5-8

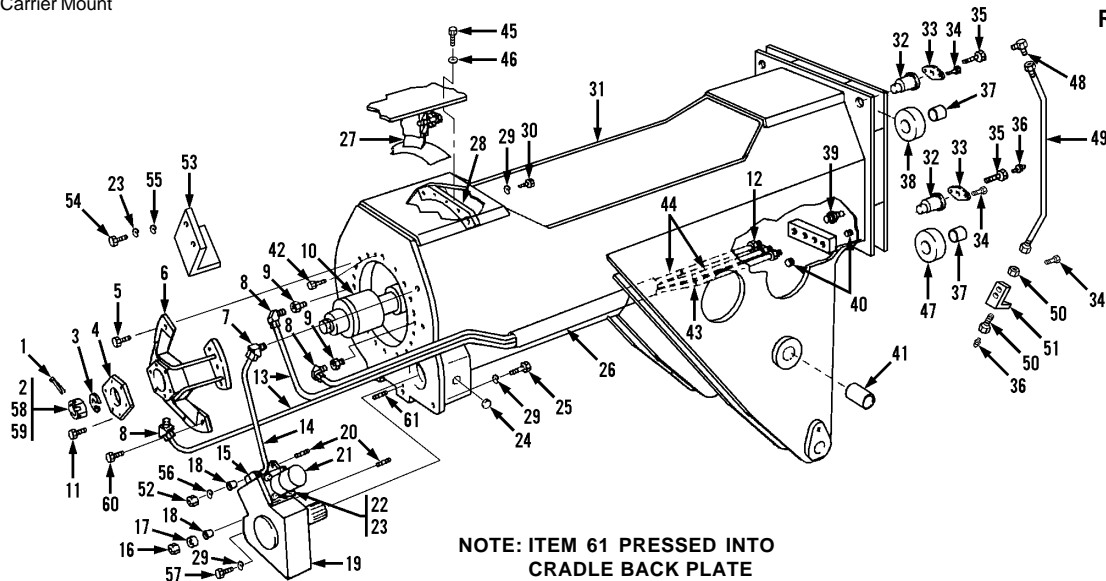
Part Number	Page	Part Number	Page	Part Number	Page
8471-8112	UP5-3	8471-8599	UP4-31	8663-1001	UP3-8
8471-8115	UP5-6	8471-8600	UP4-31	8664-1304	UP3-12
8471-8116	UP5-9	8471-8603	UP4-31, UP5-5	8664-1305	UP3-12
8471-8128	UP5-3	8471-8604	UP5-7, UP5-12	8664-1475	UP3-12
8471-8130	UP3-13, UP5-2	8471-8605	UP4-31	8666-1075	UP5-9
8471-8131	UP3-13, UP5-2	8471-8606	UP5-3	8667-1121	UP3-7, UP3-14
8471-8143	UP5-4, UP5-13	8471-8608	UP5-12	8667-1187	UP3-7
8471-8149	UP5-7, UP5-12	8471-8609	UP5-4, UP5-5	8667-1200	UP3-13
8471-8196	UP5-3	8471-8616	UP5-7	8667-1395	UP5-1
8471-8201	UP5-12	8471-8617	UP5-7, UP5-12	8667-1397	UP5-1
8471-8212	UP5-6	8471-8618	UP5-9	8668-1272	UP4-17
8471-8213	UP5-6	8471-8619	UP5-12	8668-3109	UP3-8
8471-8214	UP5-9	8471-8634	UP3-16	8668-3298	UP3-8
8471-8215	UP5-6	8471-8636	UP5-12	8668-3302	UP3-8
8471-8216	UP5-6	8503-1405	UP3-16	8668-3431	UP3-1, UP3-2
8471-8218	UP5-9	8503-1525	UP5-8, UP5-9	8668-3526	UP3-8
8471-8219	UP5-3	8504-1300	UP3-12	8669-1290	UP4-8
8471-8220	UP5-3	8504-1301	UP3-12	8669-1296	UP4-8
8471-8226	UP3-16, UP4-31	8504-1302	UP3-12	8669-3001	UP4-8
8471-8274	UP5-12	8504-1356	UP3-12	8681-1002	UP5-10, UP5-11
8471-8275	UP5-12	8504-1604	UP3-16	8684-1069	UP3-6
8471-8287	UP3-8, UP5-12	8507-1058	UP3-10	8687-1176	UP3-17
8471-8297	UP3-9	8507-1128	UP3-14, UP3-16	8687-6049	UP3-16
8471-8300	UP5-13	8521-1031	UP3-22	8688-1010	UP3-1
8471-8307	UP5-4, UP5-13, UP6-2, UP6-3, UP6-4	8521-1088	UP3-1, UP3-21	8688-1227	UP3-21
8471-8326	UP3-10	8540-3085	UP4-5	8688-1272	UP2-4
8471-8327	UP4-31	8562-1030	UP7-12	8688-1273	UP2-1, UP3-8, UP3-13
8471-8328	UP4-31, UP5-10	8582-1020	UP3-12	8688-1276	UP3-8, UP4-29
8471-8329	UP5-12	8584-1094	UP5-2	8688-1281	UP2-1
8471-8331	UP5-12, UP5-13	8584-1150	UP5-3	8688-1287	UP3-21
8471-8379	UP5-9	8588-1153	UP2-3	8688-3044	UP3-8, UP4-5
8471-8386	UP5-9	8594-1016	UP3-6, UP3-13, UP3-16	8688-3045	UP2-1, UP3-8, UP3-10
8471-8482	UP3-9	8594-1043	UP2-1	8688-3046	UP3-8
8471-8487	UP7-12	8612-1186	UP4-28	8688-3047	UP4-28
8471-8488	UP7-12	8622-1055	UP2-1, UP4-16	8688-3127	UP3-15
8471-8490	UP5-5	8630-1004	UP7-8	8688-3130	UP3-15
8471-8514	UP5-3	8630-1005	UP7-8	8688-3172	UP3-13
8471-8515	UP4-31	8630-1010	UP7-8	8688-3177	UP3-13
8471-8516	UP5-4	8630-1013	UP7-8	8688-3216	UP2-1, UP3-8
8471-8517	UP5-6	8630-1014	UP7-8	8688-3217	UP3-8
8471-8518	UP5-6	8656-1309	UP4-29	8688-3291	UP4-5
8471-8578	UP5-11	8656-1311	UP3-13	8688-3327	UP3-16
8471-8579	UP5-11	8656-1326	UP3-8, UP4-28, UP5-4, UP6-5	8688-3467	UP3-8, UP4-29
8471-8586	UP5-3	8656-1333	UP4-9, UP5-5	8692-1083	UP2-1
8471-8587	UP3-13, UP4-31	8662-1012	UP7-13	8692-1294	UP2-5
8471-8597	UP5-4, UP5-12	8662-1103	UP2-2	8692-1322	UP2-5
8471-8598	UP3-16	8662-1223	UP7-13	8692-5014	UP2-1

Part Number	Page	Part Number	Page	Part Number	Page
8696-1128	UP4-16	8820-1037	UP5-5, UP6-1	8830-1092	UP3-6
8697-1094	UP2-2, UP5-1	8820-1038	UP5-5, UP5-11	8830-1101	UP3-21, UP3-22
8697-1172	UP3-13	8820-1039	UP3-16	8830-1123	UP3-6
8697-1197	UP3-11	8820-1041	UP5-9	8830-1403	UP3-4
8697-1355	UP5-3	8820-1042	UP5-9	8830-2095	UP3-10
8697-2321	UP5-3	8820-1043	UP5-3, UP5-6	8830-4925	UP3-2, UP3-21, UP3-22
8698-1043	UP3-15	8820-1046	UP3-13	8832-1014	UP3-5
8698-1272	UP3-6	8820-1047	UP5-8	8832-1029	UP3-2
8698-3041	UP3-6	8820-1051	UP3-13, UP5-3, UP5-6, UP5-12	8832-1030	UP3-1
8698-3194	UP3-1	8820-1053	UP5-3	8832-1031	UP3-1
8698-3647	UP3-8	8820-1063	UP2-1, UP2-4, UP3-1	8832-1038	UP3-4
8698-3651	UP3-8	8820-1065	UP2-1, UP3-21, UP4-15, UP4-29,	8832-1051	UP3-1
8800-1175	UP2-2	8820-1066	UP3-21, UP5-12, UP6-1	8834-1012	UP3-11
8820-1001	UP3-22	8820-1067	UP2-2, UP3-21	8842-1038	UP7-11
8820-1002	UP3-1, UP4-29	8820-1069	UP6-1	8850-1004	UP3-6, UP3-20, UP4-29, UP4-38, UP6-1
8820-1003	UP3-13, UP3-16, UP3-21, UP3-22, UP4-29	8820-1070	UP5-12	8850-1005	UP3-1, UP3-4
8820-1004	UP3-5	8820-1072	UP5-8	8850-1006	UP3-1, UP3-7, UP3-14, UP6-1
8820-1005	UP3-9	8820-1074	UP5-3	8850-1007	UP3-1, UP3-2
8820-1006	UP6-1	8820-1076	UP5-9	8850-1008	UP3-1, UP4-29, UP6-1
8820-1007	UP5-3	8820-1077	UP5-3, UP5-9	8850-1010	UP7-11
8820-1008	UP4-31, UP4-38, UP5-4, UP6-1	8820-1097	UP3-13, UP5-2	8850-1406	UP3-1
8820-1009	UP3-20, UP4-29, UP6-1	8820-1101	UP3-14	8850-1407	UP5-4, UP6-1, UP6-2, UP6-3, UP6-4, UP6-5
8820-1010	UP6-1	8820-1102	UP3-14, UP5-1	8850-1608	UP3-1, UP3-4, UP3-5, UP3-21
8820-1018	UP3-16	8820-1106	UP3-21	8850-1612	UP3-5, UP3-6, UP5-4
8820-1019	UP3-5, UP3-20, UP4-29	8820-1111	UP4-28	8850-1613	UP3-16
8820-1022	UP3-2	8820-1139	UP3-21	8852-1204	UP3-5, UP3-13
8820-1023	UP5-4, UP5-5, UP5-7, UP5-10, UP5-12, UP6-1	8820-1142	UP3-21	8852-1205	UP3-2, UP3-4, UP3-8
8820-1024	UP3-8	8820-1318	UP5-7, UP7-11	8852-1206	UP3-16, UP5-9, UP7-6, UP7-7, UP7-12
8820-1026	UP3-16	8820-1327	UP2-4, UP7-1, UP7-6, UP7-7, UP7-12	8852-1208	UP2-2
8820-1027	UP3-13	8820-1335	UP7-12	8852-1210	UP2-1, UP2-4, UP3-14, UP3-21, UP4-28, UP7-1, UP7-6, UP7-7, UP7-12
8820-1031	UP3-14, UP3-22	8821-1032	UP3-5	8852-1304	UP3-1, UP5-9
8820-1033	UP3-13, UP4-4, UP5-8	8821-1040	UP4-29	8852-1305	UP3-6, UP3-20, UP5-6
8820-1034	UP3-2, UP3-21, UP4-28, UP5-1, UP6-1	8821-1042	UP4-16		
8820-1035	UP2-5	8821-1073	UP5-9		
8820-1036	UP3-14, UP5-1, UP5-3, UP5-6, UP5-7, UP5-8, UP5-9, UP5-10, UP5-11	8821-1107	UP2-1		
		8821-2252	UP5-3		
		8822-1386	UP4-15, UP4-17		
		8825-1029	UP3-20		
		8826-1030	UP2-5		
		8830-1057	UP3-1, UP3-21		
		8830-1088	UP3-8		
		8830-1090	UP5-4		

Part Number	Page	Part Number	Page	Part Number	Page
8852-1306	UP3-13, UP6-1		UP3-20, UP4-29		UP5-12, UP5-13,
8852-1308	UP3-15, UP5-9,	8856-1004	UP3-16, UP5-8,		UP6-2, UP6-3,
	UP7-11, UP7-13		UP6-1		UP6-4, UP6-5
8852-1312	UP7-1, UP7-9,	8856-1008	UP5-1	8859-1205	UP2-2, UP3-13,
	UP7-10, UP7-13	8856-1011	UP3-21		UP4-9, UP5-12
8852-1604	UP3-2, UP3-21,	8856-1019	UP7-12	8859-1206	UP3-13, UP4-31,
	UP3-22	8856-1103	UP3-5		UP5-7
8855-1005	UP3-1, UP3-4,	8856-1104	UP2-5	8859-1207	UP2-2, UP3-13,
	UP3-5, UP3-21	8856-1105	UP3-1		UP3-16, UP4-9,
8855-1007	UP3-4, UP3-5,	8856-1107	UP3-20, UP4-29		UP4-28, UP4-31,
	UP3-6, UP3-16,	8856-1108	UP3-6		UP5-1, UP5-5,
	UP4-29, UP5-4	8856-1109	UP3-1		UP5-8, UP5-9,
8855-1009	UP3-5, UP3-6,	8856-1110	UP3-13		UP5-12
	UP3-20, UP4-29,	8856-1111	UP2-1, UP3-1,	8859-1209	UP4-9, UP5-3,
	UP4-31, UP4-38,		UP5-9		UP5-5, UP5-6,
	UP6-1	8856-1115	UP6-1		UP5-12
8855-1010	UP3-1, UP3-13,	8856-1116	UP2-5	8859-1210	UP5-1, UP5-6,
	UP4-29	8856-1204	UP3-13		UP5-12
8855-1011	UP3-1, UP3-2,	8857-1040	UP2-2	8859-1503	UP3-13, UP4-38,
	UP3-7, UP3-13,	8857-1041	UP2-2		UP5-3, UP5-12
	UP3-21, UP4-4,	8857-1042	UP2-2	8859-1506	UP5-3
	UP4-5, UP4-28,	8858-1117	UP3-21	8859-1508	UP4-31, UP5-8,
	UP5-1, UP5-3,	8858-1159	UP2-2		UP5-9
	UP5-5, UP5-6,	8859-1014	UP5-12	8859-1509	UP4-31, UP5-3,
	UP5-7, UP5-8,	8859-1015	UP4-10		UP5-5, UP5-6,
	UP5-9, UP5-10,	8859-1017	UP3-13, UP5-7		UP5-8, UP5-9,
	UP5-11, UP6-1	8859-1019	UP5-9		UP5-11
8855-1012	UP5-3, UP5-6,	8859-1020	UP3-13, UP4-10,	8859-1510	UP5-3, UP5-6,
	UP5-12		UP4-29, UP4-31,		UP7-12
8855-1013	UP2-1, UP2-2,		UP5-5, UP5-8	8859-1511	UP5-12
	UP3-1, UP3-21,	8859-1022	UP5-5	8863-1336	UP2-5
	UP4-29, UP5-3,	8859-1024	UP3-16, UP4-10,	8863-1341	UP7-13
	UP5-6, UP5-7,		UP5-3	8863-1351	UP7-6, UP7-7,
	UP5-8, UP5-12,	8859-1029	UP5-2, UP5-12		UP7-12
	UP6-1	8859-1038	UP4-16	8863-1368	UP2-1, UP4-16
8855-1015	UP3-13,	8859-1108	UP4-28	8863-1481	UP3-1
	UP3-14, UP5-1,	8859-1112	UP7-1, UP7-6,	8863-1684	UP2-3, UP3-9,
	UP5-2, UP5-12,		UP7-7, UP7-12,		UP4-5
	UP7-11		UP7-13	8866-1002	UP2-4, UP3-9
8855-1016	UP4-28	8859-1115	UP5-12	8866-1008	UP5-4
8855-1018	UP3-21, UP7-1,	8859-1141	UP5-1	8866-1013	UP3-8, UP3-13
	UP7-13	8859-1202	UP5-4, UP5-5,	8866-1064	UP5-12
8855-1152	UP5-3		UP6-2, UP6-3,	8866-1102	UP3-9
8855-1154	UP4-28		UP6-4	8866-1103	UP2-1
8856-1001	UP6-1	8859-1204	UP3-13, UP4-9,	8866-1112	UP4-5
8856-1002	UP3-1, UP3-9,		UP4-10, UP4-28,	8866-1113	UP3-8
	UP3-16, UP4-29,		UP4-29, UP4-38,	8866-1116	UP3-10
	UP5-4, UP6-1		UP5-3, UP5-4,	8866-1136	UP3-9
8856-1003	UP3-4, UP3-5,		UP5-7, UP5-8,	8866-1305	UP5-13

Part Number	Page	Part Number	Page	Part Number	Page
8866-1342	UP3-13, UP5-7	8866-2195	UP4-28	8867-1025	UP7-1
8866-1346	UP5-10, UP5-11	8866-2205	UP5-4, UP5-13, UP6-1	8869-1302	UP2-1, UP3-9
8866-1385	UP4-5	8866-2225	UP3-13	8869-1338	UP2-4
8866-1851	UP3-13	8866-2237	UP5-4	8869-1345	UP3-17
8866-2003	UP5-4, UP6-3, UP6-4	8866-2239	UP3-13, UP4-9, UP4-10, UP5-4, UP5-13	8870-1003	UP3-8
8866-2005	UP3-13, UP4-38, UP5-3, UP5-4, UP5-12, UP5-13, UP6-2, UP6-3, UP6-4	8866-2240	UP5-7	8870-1020	UP4-5
8866-2008	UP3-16, UP4-9	8866-2301	UP5-4	8870-1099	UP5-12
8866-2017	UP3-13, UP5-4	8866-2304	UP3-13, UP4-10, UP4-31, UP5-8, UP5-9	8871-1101	UP4-5
8866-2018	UP3-13	8866-2305	UP5-5, UP5-6	8871-1103	UP3-7, UP3-13, UP3-14
8866-2019	UP3-13, UP5-7	8866-2308	UP5-6	8871-1210	UP3-13, UP4-5, UP5-2
8866-2026	UP5-7	8866-2309	UP5-8	8871-1251	UP3-8, UP4-5
8866-2027	UP5-12	8866-2329	UP5-3, UP5-12	8871-1280	UP4-30
8866-2028	UP5-12	8866-2330	UP4-10, UP5-12	8871-1282	UP3-10, UP5-1
8866-2035	UP4-28	8866-2332	UP3-13, UP4-29, UP4-31, UP5-5, UP7-12	8871-1283	UP3-10
8866-2060	UP4-31	8866-2333	UP5-3, UP5-5	8871-1284	UP2-1
8866-2061	UP4-9	8866-2334	UP5-2, UP5-12	8871-1380	UP3-16, UP5-4, UP6-5
8866-2062	UP6-2, UP6-3, UP6-4	8866-2346	UP4-38, UP5-12	8871-1381	UP3-8
8866-2064	UP3-13, UP4-29, UP5-3, UP5-4, UP5-12, UP5-13, UP6-5	8866-2371	UP5-7	8871-1383	UP3-7, UP3-8, UP3-10, UP3-14
8866-2065	UP4-9, UP5-12	8866-2374	UP4-10, UP4-31	8871-1572	UP3-13
8866-2067	UP3-13, UP4-31	8866-2375	UP5-5	8871-1573	UP3-8
8866-2084	UP4-38, UP5-12	8866-2418	UP5-4	8871-2011	UP3-9
8866-2087	UP3-13	8866-2422	UP5-3	8874-2232	UP5-4
8866-2103	UP3-13, UP5-4	8866-2429	UP3-16, UP4-10	8874-3021	UP3-13
8866-2105	UP3-13, UP4-9, UP4-28, UP5-4, UP5-12, UP5-13	8866-2429	UP3-16, UP4-10	8874-3041	UP3-13, UP5-2
8866-2106	UP3-8, UP3-13	8866-2430	UP3-13, UP5-7	8874-3074	UP3-10, UP3-13
8866-2108	UP4-9	8866-2432	UP5-5	8877-1104	UP3-20
8866-2122	UP3-16	8866-2438	UP3-13	8883-1012	UP4-28
8866-2124	UP5-12	8866-2440	UP3-13	8883-1024	UP4-28
8866-2137	UP6-5	8866-2441	UP4-29	9002-1705	UP3-16
8866-2139	UP4-9, UP4-10, UP5-4, UP5-12, UP5-13	8866-2445	UP5-5	9002-7187	UP3-6, UP3-7, UP3-16, UP4-31, UP5-12, UP7-12
8866-2152	UP5-4	8866-2454	UP5-12	9002-7469	UP3-14
8866-2155	UP4-9	8866-2455	UP5-3	9002-7470	UP3-2, UP3-21, UP3-22
8866-2174	UP5-8	8866-2471	UP5-3, UP5-7	9002-7471	UP3-13, UP4-28
8866-2175	UP2-2	8866-2472	UP4-31	9002-7472	UP3-9
8866-2177	UP5-1	8866-2474	UP5-12	9002-7473	UP2-1, UP4-5
8866-2180	UP5-1	8867-1001	UP2-1, UP2-3, UP3-9, UP7-13	9002-7906	UP5-4, UP6-5
		8867-1008	UP2-1, UP3-1, UP7-1, UP7-6, UP7-7, UP7-12, UP7-13	9002-8499	UP5-7
		8867-1018	UP2-1, UP3-9, UP4-15, UP4-17	9002-8674	UP3-16
				9002-8695	UP5-2
				9020-0482	UP5-9
				9020-0755	UP3-4, UP3-7
				9020-2542	UP4-6

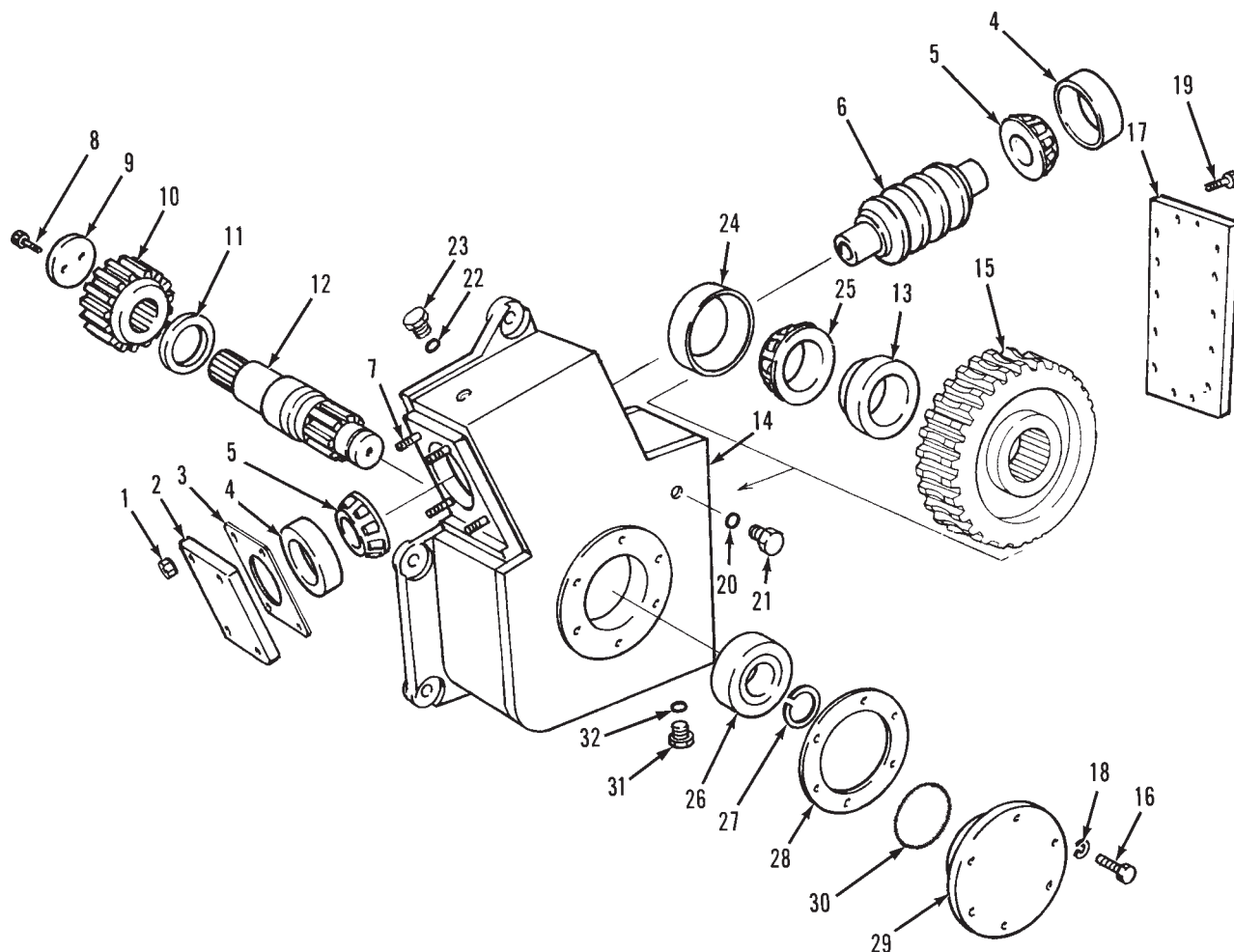
Part Number	Page	Part Number	Page	Part Number	Page
9020-2543	UP4-6	UP4-39		
9020-4028	UP4-31	9120-4198	UP4-39		
9020-4098	UP3-13	9130-4023	UP4-27		
9020-5255	UP5-4				
9020-5688	UP3-4				
9020-5792	UP5-6, UP7-12				
9020-5793	UP5-5, UP5-6				
9020-6194	UP3-2				
9020-6195	UP3-1				
9020-6196	UP3-22				
9020-7304	UP5-13				
9020-7463	UP5-7				
9020-7464	UP5-7, UP5-10				
9020-7472	UP4-28				
9103-3029	UP3-5				
9103-3089	UP3-5				
9103-3102	UP3-1				
9103-3133	UP3-14				
9103-3134	UP3-14				
9103-3138	UP5-3				
9103-3246	UP3-13				
9103-3317	UP3-19				
9103-4058	UP4-3				
9103-4160	UP3-16				
9104-3151	UP5-12				
9104-3157	UP5-12				
9104-3210	UP3-11				
9104-3321	UP3-8				
9105-3020	UP3-13, UP5-6				
9105-3413	UP2-1, UP5-5, UP5-9				
9105-3450	UP3-13, UP4-31				
9105-4002	UP3-13, UP5-6				
9105-7463	UP5-7				
9108-3106	UP5-3, UP5-6, UP5-7, UP5-9, UP5-10, UP5-11				
9108-3155	UP3-7, UP3-13				
9108-3217	UP2-1				
9108-3222	UP4-29, UP5-5				
9108-3310	UP4-31				
9108-3339	UP4-29, UP5-3, UP5-6, UP5-12				
9108-4021	UP4-30				
9108-4028	UP4-32				
9108-4162	UP3-14				
9120-3146	UP3-21				
9120-4190	UP4-10, UP4-18,				



NOTE: ITEM 61 PRESSED INTO
CRADLE BACK PLATE

Item	Part No.	Qty.	Description Of Part	Item	Part No.	Qty.	Description Of Part
1	8863-1368	1	COTTER PIN, 3/8X2-1/2	32	8092-6021	4	ECCENTRIC SHAFT
2	8000-5037	1	BOOM NUT ASSY, (includes items 58 & 59)	33	8092-1093	4	LOCKING PLATE
3	8622-1055	1	WASHER	34	8820-1063	10	HEX HD CAPSCREW, 1/2-13X3/4, GR5
4	8092-1117	1	RETAINING CAP	35	8062-1221	4	SPECIAL CAPSCREW
5	8320-1018	8	HEX HD CAPSCREW, 3/4-10X3-1/2, GR8, (lubricate & torque to 340-365 ft.lbs.), SELF-LOCKING, (nylok)	36	8867-1001	4	LUBE FITTING, STRAIGHT, 1/8
6	8092-6020	1	BOOM CYLINDER RETAINER	37	8692-1083	4	BUSHING
7	8688-3216	1	TUBE FITTING, 45 DEGREES	38	8062-5004	2	ROLLER ASSY, (includes item 37)
8	8688-1281	3	TUBE FITTING, 45 DEGREES	39	8867-1018	3	LUBE FITTING, STRAIGHT, 1/8
9	8869-1302	2	STRAIGHT CONNECTOR	40	8871-1284	2	HEX SOCKET PIPE PLUG, 3/4
10		Ref	BOOM CYLINDER ASSY, (see page UP4-16 for details)	41	8092-3009	2	BUSHING
11	8320-1017	6	HEX HD CAPSCREW, 3/4-10X2-3/4, GR8, SELF-LOCKING, (nylok), (lubricate & torque to 340-365 ft.lbs.)	42	8320-1038	9	HEX HD CAPSCREW, 3/4-10X2-1/4, GR8, (lubricate & torque to 340-365 ft.lbs.), SELF-LOCKING, (nylok)
12	8688-1273	3	MALE CONNECTOR	43	9108-3217	1	CUSHION CLAMP
13		AR	NYLON TUBE, 1/4 O.D.	44	9105-3413	2	CUSHION CLAMP
14		AR	NYLON TUBE, 3/8 O.D.	45	8320-1035	4	HEX HD CAPSCREW, 5/8-11X1-1/2, GR8, (lubricate & torque to 200-215 ft.lbs.)
15	8688-3045	1	TUBE FITTING, 90 DEGREES	46	8594-1043	4	HARDENED WASHER
16	8852-1210	1	HEX LOCKNUT, 5/8-11, (loctite & torque to 140-155 ft.lbs.)	47	8692-5014	2	ROLLER ASSY, (includes item 37)
17	8364-1850	1	SPACER	48	8866-1103	2	MALE ELBOW, 90 DEGREES, 1/4X1/8
18	8062-1211	2	TAPERED DOWEL	49	8062-3014	2	GREASE TUBE
19		Ref	TILT TRANSMISSION ASSY, (see page UP2-2 for details)	50	8062-3016	2	BULKHEAD UNION
20	8092-3034	2	STUD	51	8062-1089	2	BRACKET
21		Ref	TILT MOTOR ASSY, (see page UP4-14 for details)	52	8852-1310	1	HEX LOCKNUT, 5/8-11, (loctite & torque to 140-155 ft.lbs.)
22	8821-1107	2	SOCKET HD CAPSCREW, 1/2-13X1-1/2, GR8	53	8062-1088	1	TUBE BRACKET
23	8855-1013	4	LOCKWASHER, 1/2	54	8820-1065	2	HEX HD CAPSCREW, 1/2-13X1, GR5
24	8092-3071	1	CLOSURE	55	8856-1111	2	FLAT WASHER, 1/2
25	8820-1110	1	HEX HD CAPSCREW, 3/4-10X1-3/4, GR5, (loctite & torque to 180-190 ft.lbs.)	56	7714-1077	1	HARD WASHER, 5/8
26		AR	NYLON TUBE, 3/4 O.D.	57	8820-1111	1	HEX HD CAPSCREW, 3/4-10X2, GR5, (loctite & torque to 180-190 ft.lbs.)
27	8092-3020	1	TILT SEAL	58	8000-1487	1	NUT
28	8062-1080	1	TILT STOP	59	8822-1394	6	HEX SOCKET SET SCREW, (half dog point), 1/2-13X1
29	9002-7473	7	HARDENED WASHER, 3/4	60	8821-4910	1	SOCKET HD CAPSCREW, 3/4-10X3-1/2
30	8320-1039	5	HEX HD CAPSCREW, 3/4-10X2-1/2, GR8, SELF-LOCKING, (nylok) (lubricate & torque to 340-365 ft.lbs.)	61	8863-1684	1	DOWEL PIN, 3/4X2
*31	8062-6051	1	CRADLE WELDMENT				NOTE: ONLY ITEMS WITH PART NUMBERS ARE AVAILABLE FOR SERVICE.

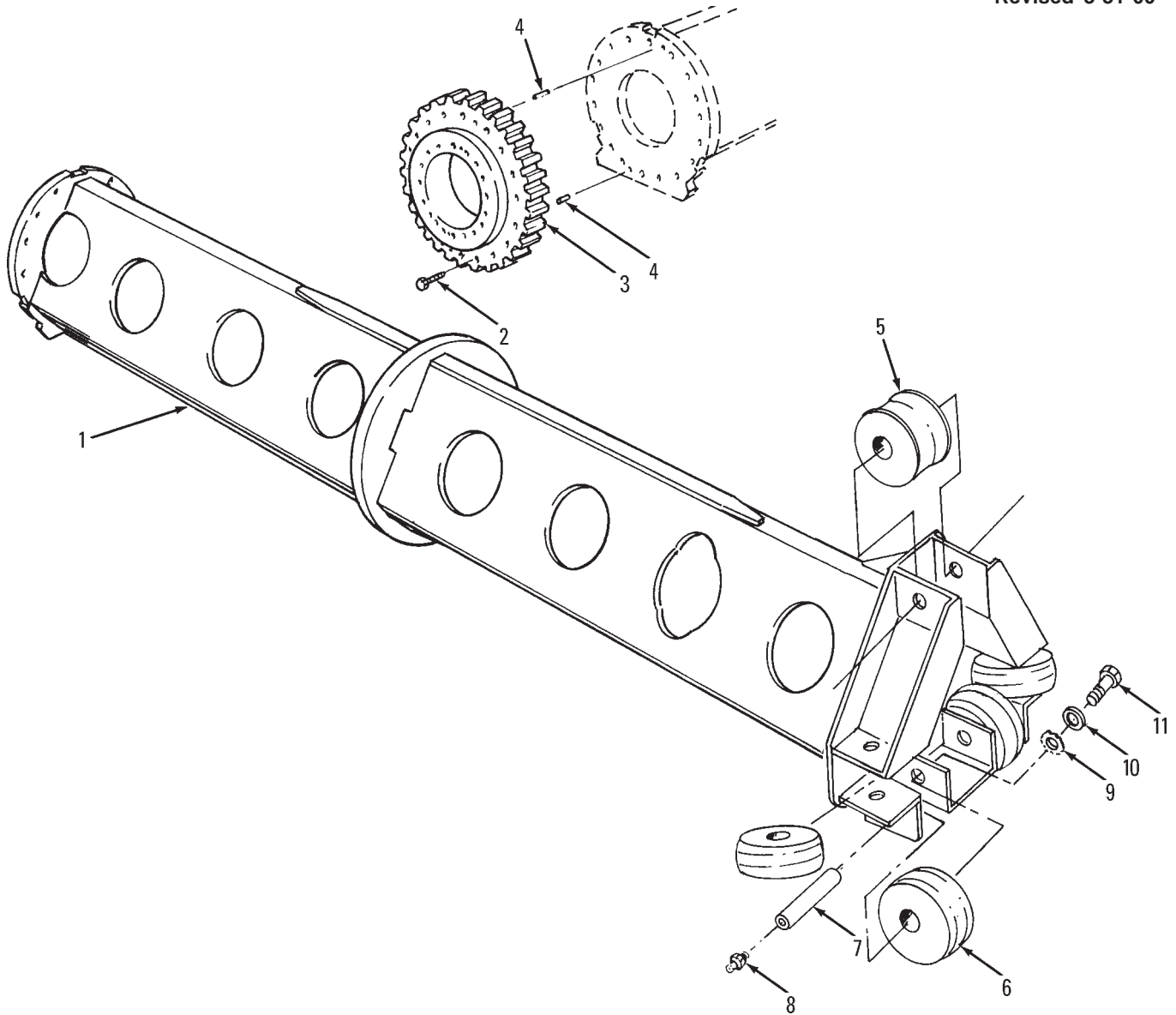
* - Changed part number on item 31.



Item	Part No.	Qty.	Description Of Part
	8092-5024	1	TILT TRANSMISSION ASSY, (includes all items)
*1	8850-1010	4	HEX LOCKNUT, 5/8-11
2	8092-1242	1	BEARING CAP
*3	8092-3068	3	SHIM (.005 thick)
	8092-3067	2	SHIM (.007 thick)
	8092-3066	2	SHIM (.020 thick)
4	8309-1306	2	BEARING CUP
5	7720-4028	2	BEARING CONE
6	8092-1139	1	WORM
7	8092-3069	4	STUD
8	8320-1161	2	HEX HD CAPSCREW, 1/2-20X1-1/4, GR8, SELF-TAPPING, (nylok)
9	7714-1036	1	RETAINER PLATE
10	8092-1138	1	PINION
11	8092-3027	1	OIL SEAL
12	8092-1141	1	SHAFT
13	8092-1142	1	SPACER
14	8092-6046	1	TILT GEAR BOX WELDMENT
15	8662-1103	1	WORM GEAR

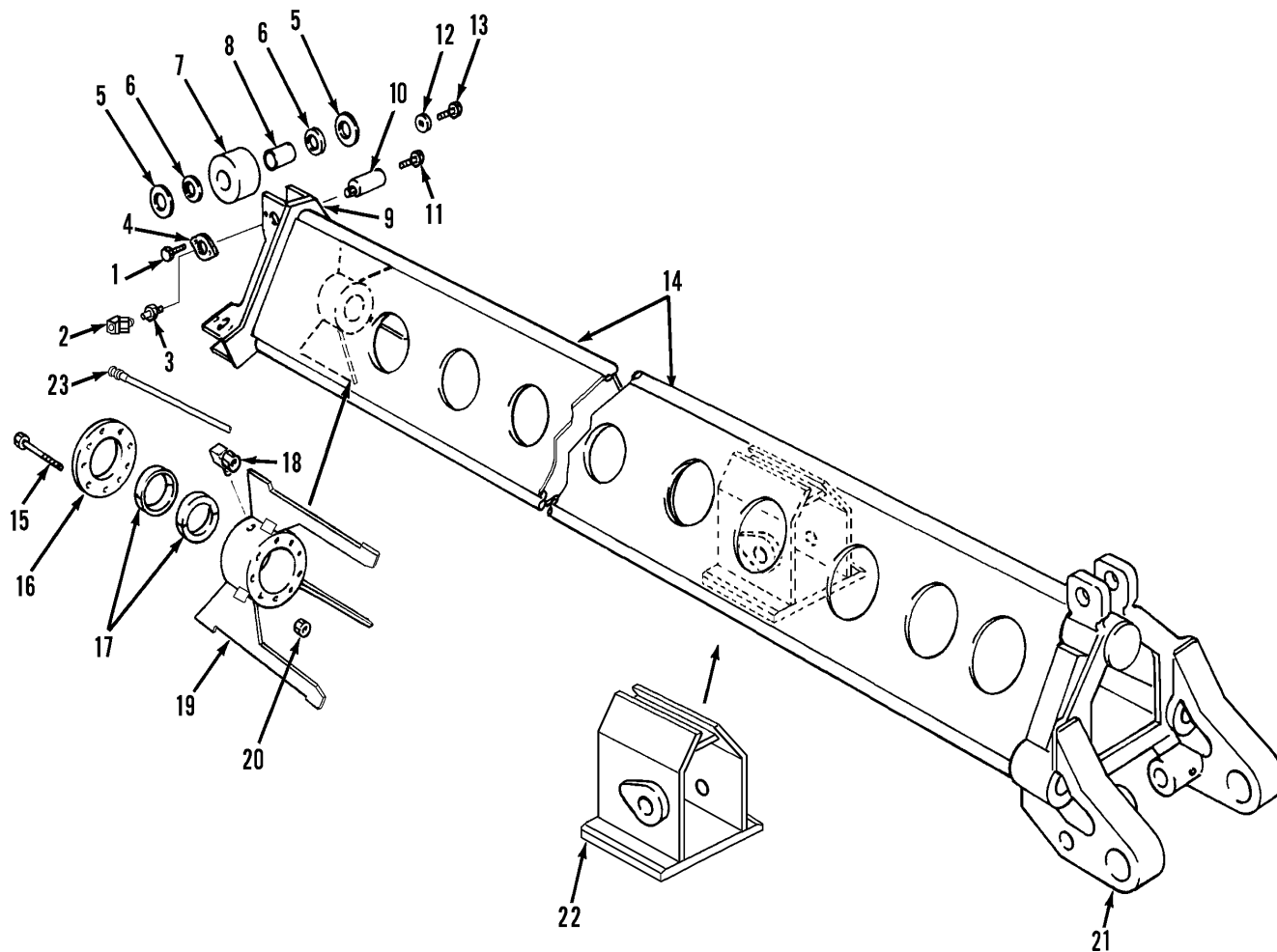
Item	Part No.	Qty.	Description Of Part
16	8320-1160	6	HEX HD CAPSCREW, 1/2-13X1-1/2, GR8
17	8092-1243	1	COVER
18	9002-7471	6	LOCKWASHER, 1/2
*19	8320-1075	20	HEX HD CAPSCREW, 5/16-18X1, GR8, (nylok)
20	8859-1207	1	O-RING
21	8697-1094	1	SITE GAUGE
22	8859-1205	1	O-RING
23	8866-2175	1	HEX HD PLUG, (includes item 22)
24	8092-3028	1	BEARING CUP
25	0036-0578	1	BEARING CONE
26	8800-1175	1	TAPERED BEARING
27	8858-1159	1	RETAINING RING
*28	8857-1040	3	SHIM, (.005 thick)
	8857-1041	2	SHIM, (.007 thick)
	8857-1042	1	SHIM, (.020 thick)
29	8092-1244	1	BEARING CAP
30	8859-1127	1	O-RING
31	8866-2175	1	HEX HD PLUG, (includes item 32)
32	8859-1205	1	O-RING

* - Changed part number on item 1; changed quantity on items 3, 19 & 28.



Item	Part No.	Qty.	Description Of Part
1	8062-6010	1	MAIN BOOM WELDMENT
2	8320-1001	18	HEX HD CAPSCREW, 3/4-10X4-1/4 GR8, SELF-LOCKING, (nylok)
*3	8092-3125	1	TILT BEARING
4	8863-1684	4	DOWEL PIN, 3/4X2
5		Ref	ROLLER, CONCAVE, (see page UP2-6 for details)
6		Ref	ROLLER BRACKET ASSY, FLAT (see page UP2-6 for details)
7	8342-1214	5	ECCENTRIC SHAFT
8	8867-1001	5	LUBE FITTING, STRAIGHT, 1/8
9	8342-1165	5	SERRATED WASHER
10	8588-1153	5	FLAT WASHER
11	8320-1024	5	HEX HD CAPSCREW, 3/8-16X1, GR8

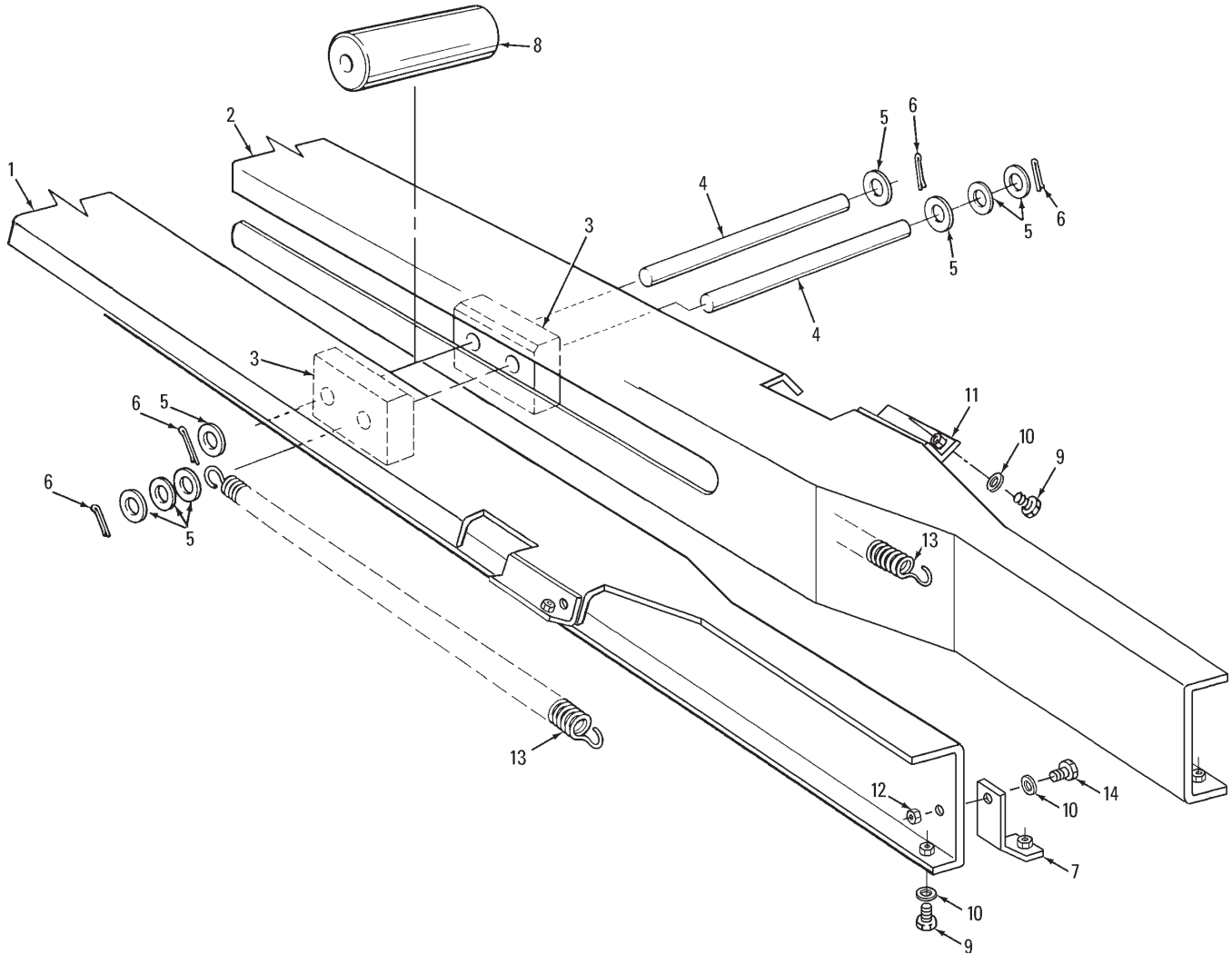
* - Changed part number on item 3.



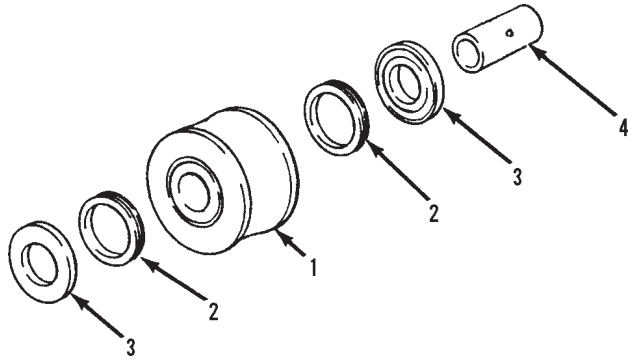
Item	Part No.	Qty.	Description Of Part
1	8092-3036	6	HEX HD CAPSCREW, 1/2-13X3/4, GR8
2	8869-1338	3	BIJUR CONNECTOR, 60 DEGREES
3	8866-1002	3	MALE CONNECTOR
4	8092-1093	3	LOCKING PLATE
5	8092-1091	2	THRUST WASHER
6	8362-3005	2	FACE SEAL
7	8092-5006	3	ROLLER ASSY, (includes items 5, 6 & 8)
8	8092-3008	1	BUSHING
9	8062-6002	1	ROLLER BRACKET WELDMENT
10	8092-1092	3	ECCENTRIC SHAFT
11	8320-1169	3	HEX HD CAPSCREW, 5/8-11X1, GR8
12	8092-1094	3	KEEPER

Item	Part No.	Qty.	Description Of Part
13	8820-1063	3	HEX HD CAPSCREW, 1/2-13X3/4, GR5
14	8062-6054	1	TELESCOPE BOOM WELDMENT, (includes items 9, 19, 21 & 22)
15	8820-1327	9	HEX HD CAPSCREW, 5/8-11X6, GR5
16		Ref	RETAINER CAP, (see page UP4-16 for details)
17	8092-1028	2	BUSHING
*18	8668-1272	1	MALE ELBOW, 90 DEGREES
19		1	BOOM CYLINDER RETAINER, (not available for service)
20	8852-1210	9	HEX LOCKNUT, 5/8-11, (lubricate & torque to 70-75 ft.lbs.)
21	8062-6001	1	TOOLEYE WELDMENT
22		1	TOOL CYLINDER BRACKET, (not available for service)
23	8471-8299	3	HOSE ASSY

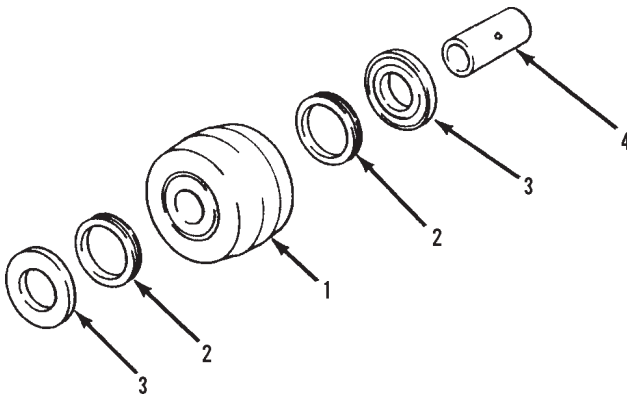
* - Changed part number on item 18.



Item	Part No.	Qty.	Description Of Part
1	8062-6039	1	GUIDE, L.H.
2	8062-6040	1	GUIDE, R.H.
3	8692-1322	2	STABILIZER PAD
4	8062-1099	2	SHAFT
5	8856-1116	8	FLAT WASHER, 7/8
6	8863-1336	4	COTTER PIN, 3/16X1-1/4
7	8062-1184	2	BRACKET
8	8362-1141	1	ROLLER
9	8320-1034	20	HEX HD CAPSCREW, 3/8-16X3/4, GR5
10	8856-1004	22	FLAT WASHER, 3/8
11	8062-1197	4	BRACKET, (includes weld nut)
12	8852-1206	2	HEX NUT, 3/8-16
13	8092-3035	2	SPRING
14	8820-1034	2	HEX HD CAPSCREW, 3/8-16X7/8, GR5

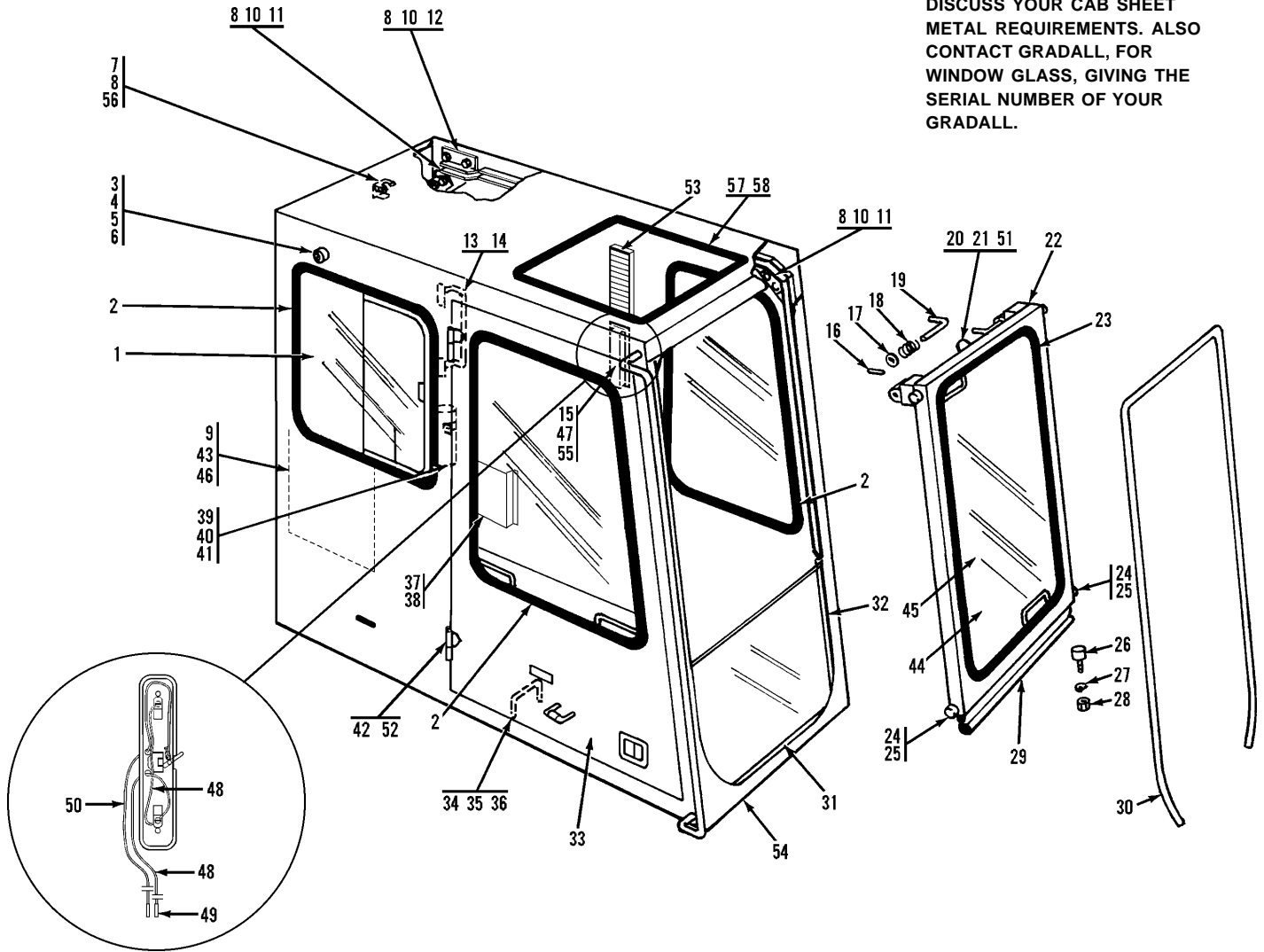


Item	Part No.	Qty.	Description Of Part
1	8362-5044	1	ROLLER ASSY, CONCAVE, (includes all items)
2	8362-1262	2	THRUST WASHER
3	8362-3005	2	FACE SEAL
4	8362-1145	1	INNER BUSHING



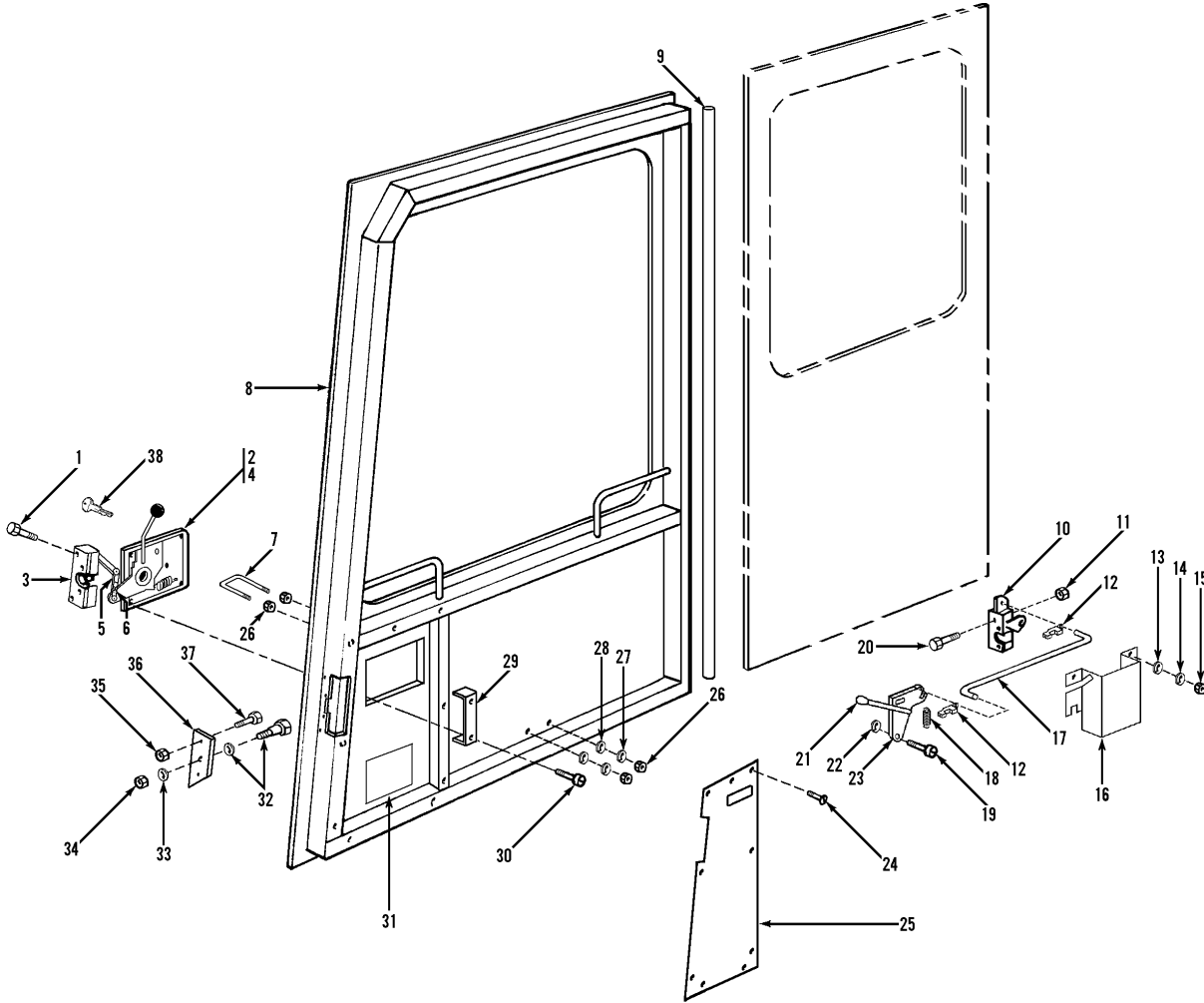
Item	Part No.	Qty.	Description Of Part
1	8362-5043	1	ROLLER ASSY, FLAT, (includes all items)
2	8362-1262	2	THRUST WASHER
3	8362-3005	2	FACE SEAL
4	8362-1145	1	INNER BUSHING
			NOTE: QUANTITIES SHOWN FOR ONE ROLLER ASSEMBLY ONLY.

NOTE: PLEASE CONTACT THE GRADALL PARTS DEPARTMENT TO DISCUSS YOUR CAB SHEET METAL REQUIREMENTS. ALSO CONTACT GRADALL, FOR WINDOW GLASS, GIVING THE SERIAL NUMBER OF YOUR GRADALL.

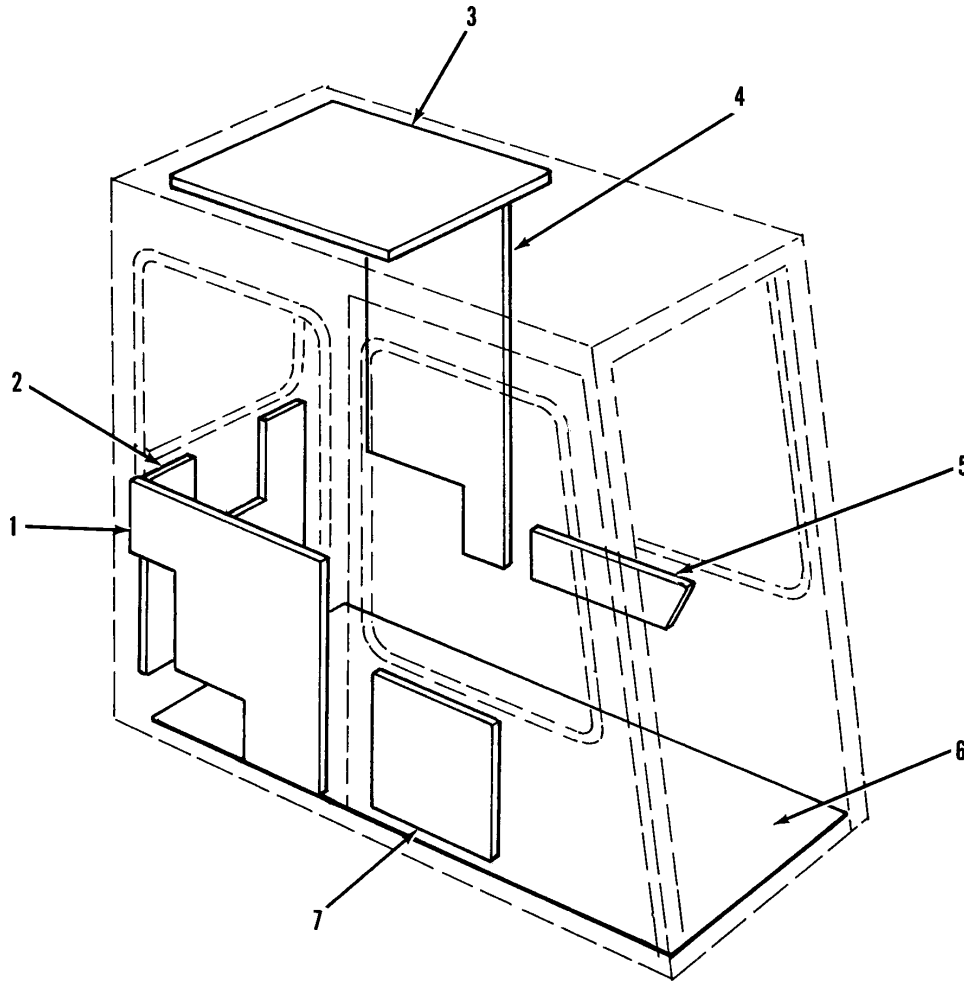


Item	Part No.	Qty.	Description Of Part	Item	Part No.	Qty.	Description Of Part
*1	8096-3043	1	SLIDING WINDOW ASSY	31	8096-3196	1	BEADED CHANNEL, 24" LONG
2	8366-1145	AR	WEATHERSTRIP	32	8096-3020	2	BEADED CHANNEL, 16-3/8" LONG
3	8521-1088	1	RUBBER BUMPER	33		Ref	CAB DOOR, (see page UP3-2 for details)
4	8830-1079	1	ROUND HD MACHINE SCREW, #8-32X1-3/4	34	8688-1010	1	GRAB BAR
*5	8097-3047	1	RUBBER BUMPER	35	8820-1063	2	HEX HD CAPSCREW, 1/2-13X3/4, GR5
6	8852-1604	1	HEX NUT, #8-32	36	8855-1013	2	LOCKWASHER, 1/2
7	8096-6016	1	LATCH WELDMENT	37	9103-3102	1	MANUAL HOLDER
8	7714-3003	14	WHIZ-LOK SCREW, 5/16-18X5/8	38	8096-3119	4	HEX HD SELF-TAPPING SCREW, #6-32X5/8
9	8832-1030	3	SELF-TAPPING SCREW, #10-24X1/2	39	8369-3016	1	FIRE EXTINGUISHER, (includes bracket)
10	8856-1003	12	FLATWASHER, 5/16	40	7714-3017	2	WHIZ-LOK NUT, #10-24
11	8096-6017	4	STOP PLATE WELDMENT	41	7714-3016	2	WHIZ-LOK SCREW, #10-24X3/4
*12	8096-6013	1	REAR TRACK WELDMENT, R.H.	*42	8096-6025	2	HINGE WELDMENT
	8096-6009	1	REAR TRACK WELDMENT, L.H.	43	8096-5012	1	WINDOW STORAGE ASSY
13	8368-3910	1	CAB HANDLE	44	8096-3082	1	DOME PLUG, (w/o wiper option)
14	8832-1051	4	SELF-TAPPING SCREW, 1/4-20X1	45	8096-3084	1	DOME PLUG, (w/o wiper option)
15	8096-3023	1	DOME LIGHT, (includes two bulbs)	46	8856-1105	3	FLATWASHER, #10
16	8863-1481	2	ROLL PIN, 3/16X1-1/2	47	8832-1031	2	SELF-TAPPING SCREW, #10-24X5/8
17	8856-1111	2	FLAT WASHER, 1/2	48		70"	WIRE, (16 GA.), BLACK
18	8096-3100	2	COMPRESSION SPRING	49	8698-3193	2	MALE BULLET TERMINAL
19	8096-1119	2	HANDLE	50		65"	WIRE, (16 GA.), RED
20	7716-3104	1	STRIKER PIN	51	8668-3431	1	CUPPED WASHER
21	8850-1007	2	HEX NUT, 7/16-14	52	8867-1008	2	LUBE FITTING, STRAIGHT, 1/4-28
22	8096-6044	1	FRONT WINDOW FRAME	53	8096-3136	1	LOUVER ASSY
23	8096-3029	AR	WEATHERSTRIP	54	8096-6045	1	CAB WELDMENT
24	8096-3008	4	FRONT WINDOW ROLLER	55	8855-1007	2	LOCKWASHER, #10
25	8850-1406	4	HEX NUT, 3/8-24	56	7714-3006	2	WHIZ-LOK NUT, 5/16-18
26	8096-3042	2	MOLDED BUMPER	*57	1440-4579	AR	URETHANE ADHESIVE
27	8855-1005	2	LOCKWASHER, #6	*58	7207-1112	72"	RUBBER CHANNEL
28	8850-1008	2	HEX NUT, #6-32				
29	8096-3241	1	LATEX FOAM SEAL				
30	8096-3027	1	BULB SEAL				

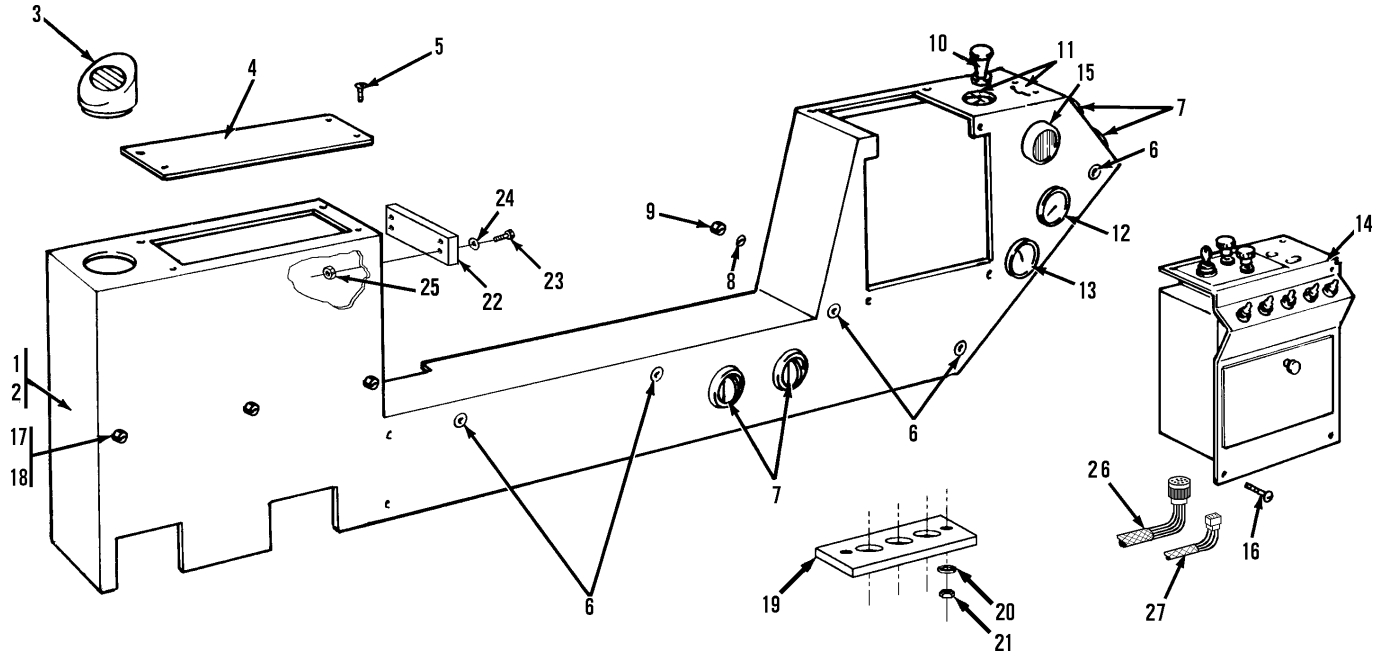
* - Revised illustration; changed part numbers on items 1 & 42; changed quantity on item 5; changed description on item 12; added items 57 & 58.



Item	Part No.	Qty.	Description Of Part	Item	Part No.	Qty.	Description Of Part
1	8820-1002	4	HEX HD CAPSCREW, 1/4-20X5/8, GR5, (hand torque to 130-140 in. lbs.)	21	8096-3079	1	TAPERED KNOB
2	8096-3277	1	PADDLE LATCH ASSEMBLY, (includes 2 keys)	22	8856-1108	4	FLAT WASHER, 5/16
3	8096-3278	1	DOUBLE ROTARY LATCH	23	8096-6065	1	LEVER WELDMENT
4	8096-3281	1	GASKET	24	8832-1029	9	SELF TAPPING SCREW, #10-32X3/8
5	8096-3282	1	LINKAGE ROD	25	8096-1272	1	DOOR COVER PANEL
6	8096-3283	2	CONNECTING CLIP	26	8850-1006	4	HEX NUT, 3/8-16
7	8096-6022	1	U-BOLT	27	8856-1109	2	FLAT WASHER, 3/8
8	8096-6043	1	CAB DOOR WELDMENT	28	8855-1011	2	LOCKWASHER, 3/8
9	7716-3064	200"	WEATHERSTRIPPING	29	8096-3280	2	MOUNTING BRACKET
10	7738-3446	1	ROTARY LATCH	30	8830-2090	4	ROUND HD MACHINE SCREW, #10-24X1/2
11	8852-1205	3	HEX NUT, (nylok), 5/16-18	31	7702-3003	1	WARNING DECAL
12	8096-3149	2	ROD RETAINER CLIP	32	8096-3279	1	STRIKER PIN & CUPPED WASHER
13	8856-1108	2	WASHER, 5/16	33	8668-3431	1	CUPPED WASHER
14	8855-1010	2	LOCKWASHER, 5/16	34	8850-1007	1	HEX NUT, 7/16-14
15	8850-1005	2	HEX NUT, 5/16-18	35	7714-3006	2	WHIZ-LOK NUT, 5/16-18
16	8096-6056	1	LATCH COVER	36	8096-1342	1	STRIKER PIN BRACKET
17	8096-3195	1	LATCH ROD	37	8824-1043	2	SOCKET FLAT HD CAPSCREW, 5/16-18X1-1/2, (lubricate and hand torque to 31-35 ft. lbs.)
18	8688-3147	1	SPRING	38	8096-4051		KEY
19	8825-1017	2	SOCKET HD SHOULDER SCREW, 3/8X3/8				
20	8320-1111	3	HEX HD CAPSCREW, 5/16-18X1-1/2, GR8				

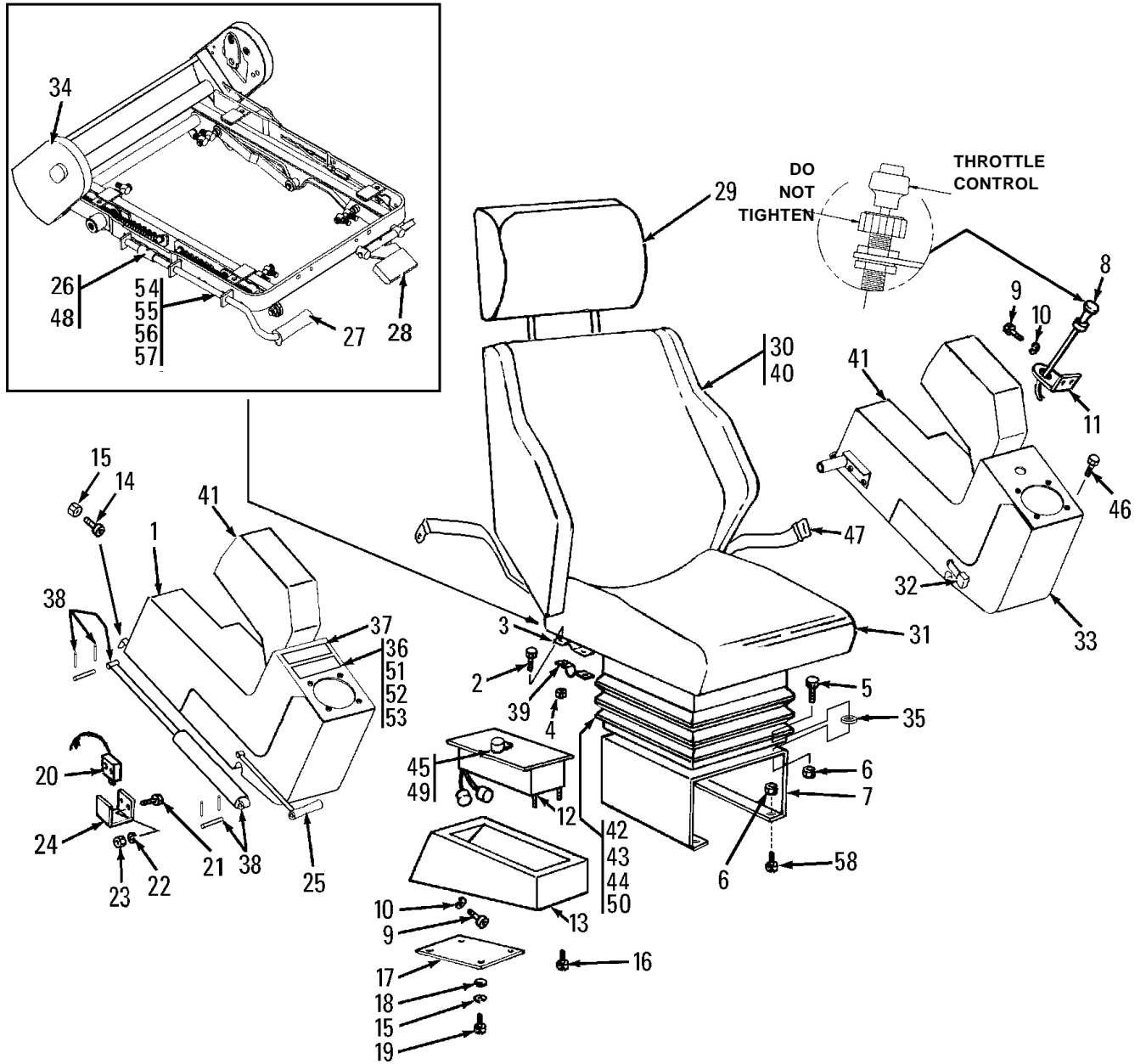


Item	Part No.	Qty.	Description Of Part
1	8096-3034	1	ACOUSTICAL LINER, RIGHT REAR SIDE PANEL
2	8096-3107	1	ACOUSTICAL LINER, REAR PANEL
3	8096-3033	1	ACOUSTICAL LINER, ROOF PANEL
4	8096-3106	1	ACOUSTICAL LINER, LEFT REAR SIDE PANEL
5	8096-3035	1	ACOUSTICAL LINER, LEFT FRONT SIDE PANEL
6	8096-3267	1	FLOOR MAT
7	8096-3268	1	ACOUSTICAL LINER, DOOR PANEL



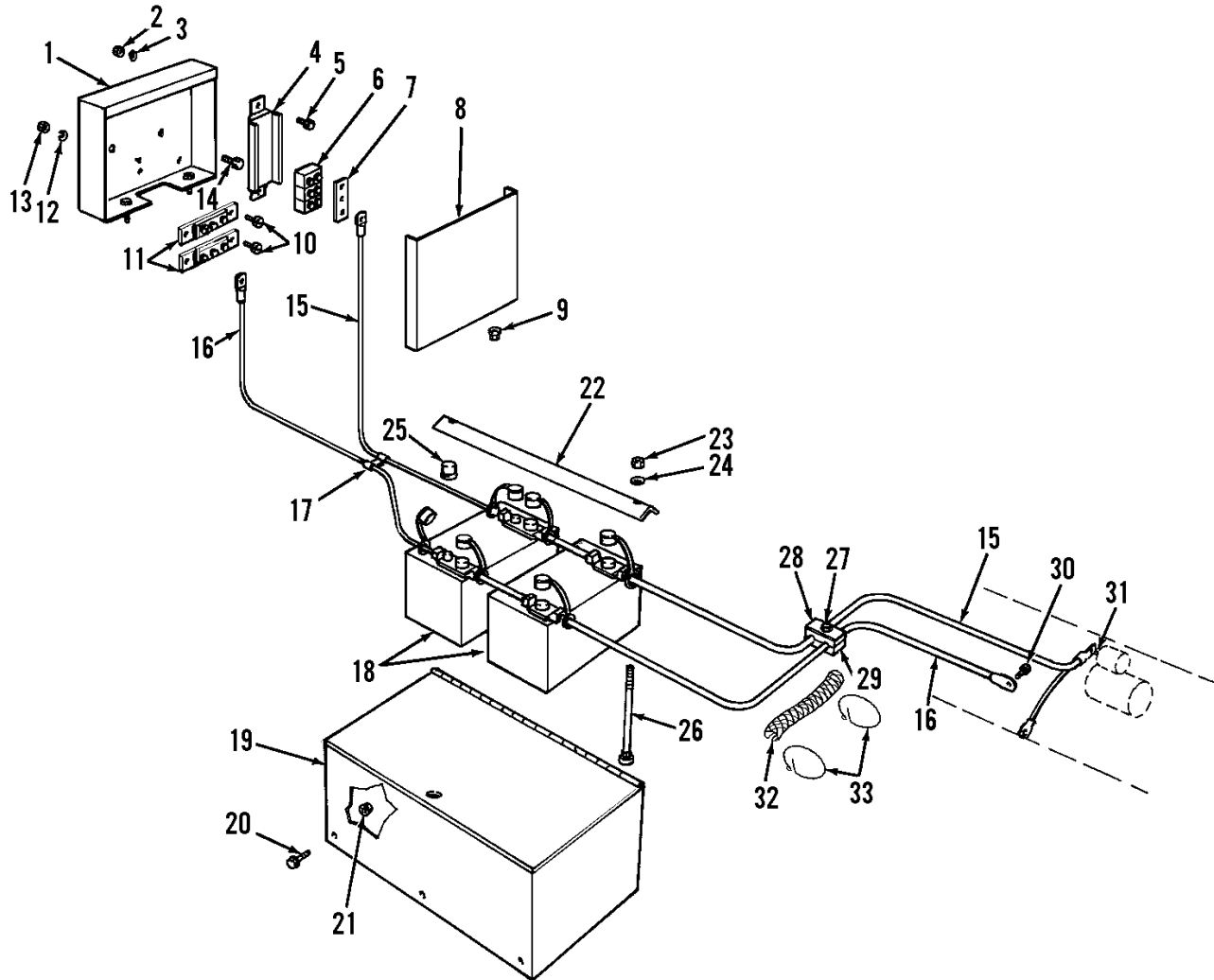
Item	Part No.	Qty.	Description Of Part
1	8096-6029	1	CONSOLE WELDMENT
2	9020-0755	AR	WEATHERSTRIP
3	8096-3024	1	SLANT DUCT
4	8096-1091	1	CONSOLE COVER
5	8832-1038	4	SELF-TAPPING SCREW, #10-32X3/8
6	8096-3026	5	DOME PLUG
7	8096-3025	4	BALL LOUVRE
8	8856-1003	9	FLAT WASHER, 5/16
9	8852-1205	9	HEX LOCKNUT, 5/16-18
10		Ref	HEATER CONTROL CABLE (see page UP3-7 for details)
11		Ref	AIR GAUGE & DIG BRAKE VALVE (see page UP3-8 for details)
12	9020-5688	1	HOURMETER
13	7738-3536	1	AIR FILTER GAUGE
14		Ref	DISTRIBUTION BOX ASSY (see page UP3-19 for details)
15	8096-3115	1	SLANT DUCT
16	7714-3016	14	WHIZ-LOK SCREW, #10-24X3/4
17	7714-3006	14	WHIZ-LOK NUT, 5/16-18
18	7714-3003	5	WHIZ-LOK SCREW, 5/16-18X5/8
19	8096-3120	1	WIRE HARNESS GROMMET
20	8856-1003	4	FLAT WASHER, 5/16
21	8850-1005	4	HEX NUT, 5/16-18
22	8096-3048	1	TERMINAL BOARD
23	8830-1403	4	OVAL HD MACHINE SCREW, #6-32X8
24	8855-1005	4	LOCKWASHER, #6
25	8850-1608	4	HEX LOCKNUT, #6-32
*26	8096-3305	1	UPPER SEAT HARNESS
*27	8096-3014	1	UPPER CAB HARNESS

* - Added items 26 & 27.
GP



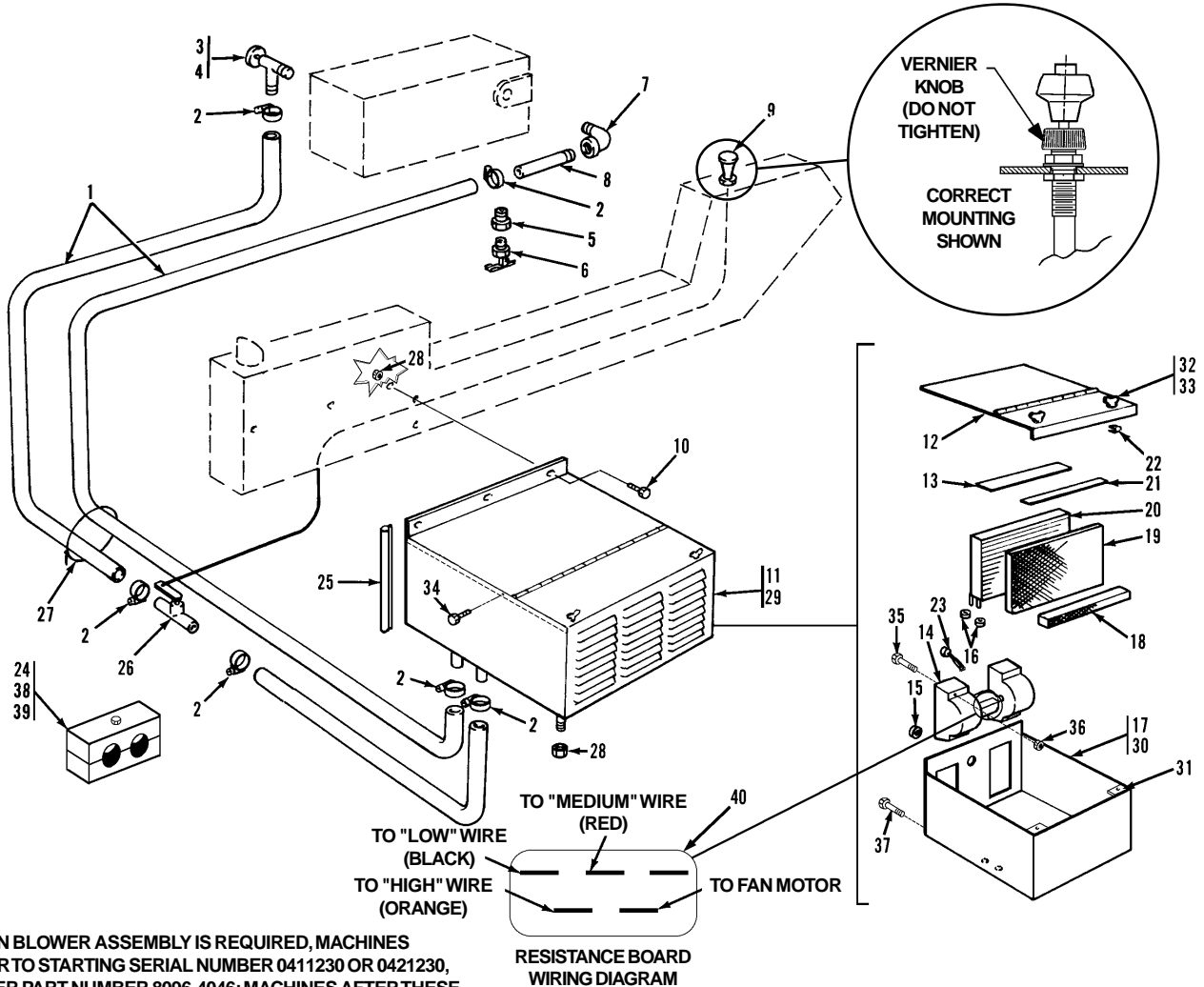
Item	Part No.	Qty.	Description Of Part	Item	Part No.	Qty.	Description Of Part
	8096-3030	1	SEAT ASSY, (includes item 1 and items 25 thru 34, 38 & 40 thru 46 & 48 thru 50)	27		1	HANDLE
	8096-4024	1	SEAT ADJUSTMENT KIT, (includes items 27 & 54 thru 57)	28	8096-4026	1	BACK ADJUSTMENT LEVER
	8096-4047	1	BOTTOM SLIDE REBUILD KIT		8096-4027	1	BACKREST HANDLE
1	8096-4021	1	ARMREST CONSOLE, R.H.	29	8096-4028	1	HEADREST
2	8820-1004	2	HEX HD CAPSCREW, 1/4-20X7/8, GR5	30	8096-4029	1	SEAT, BACKREST
3	8096-1276	1	CLAMP	31	8096-4030	1	SEAT PAN
4	8852-1204	2	HEX LOCKNUT, 1/4-20	32	8096-4031	1	HANDLE
5	8820-1019	4	HEX HD CAPSCREW, 5/16-18X7/8, GR5	33	8096-4032	1	ARMREST CONSOLE, L.H.
6	7714-3006	8	WHIZ-LOKNUT, 5/16-18	34	8096-4033	1	SIDE PLATE COVER KIT
7	8096-6071	1	SEAT SUPPORT	35	8856-1003	2	FLATWASHER, 5/16
*8	8096-3198	1	THROTTLE CONTROL CABLE	36	9103-3089	1	HORN DECAL
9	7736-3165	6	HEX HD CAPSCREW, M6-1-20	37	8091-3042	1	JOYSTICK DECAL, (SPECIAL)
10	8855-1009	6	LOCKWASHER, 1/4	38	8096-4034	1	GAS SHOCK
11	8096-1110	1	THROTTLE BRACKET	39	8096-1200	1	CLAMP
12	8096-3302	1	ELECTRONIC MONITORING UNIT	40	8096-4039	1	BACKREST CABLE
13	8096-1371	1	MONITOR HOUSING	41	8096-4037	2	ARM REST PAD
14	8319-1007	1	HEX HD CAPSCREW, M8-1.25X16	42	8096-4041	1	STATIC RISER
15	9105-3332	1	HEX NUT, M8-1.25	43	8096-4042	1	BOOT BUTTON KIT
16	8096-3304	4	SELF-TAPPING SCREW	44	8096-4043	1	BOOT, (static riser)
17	8096-1115	1	MONITOR COVER	45	8096-3099	1	KNOB
18	8856-1103	4	FLAT WASHER, #6	46	7736-3165	4	SOCKET HD CAPSCREW
19	8832-1014	4	SELF-TAPPING SCREW, #6-32X3/8	47	9103-3029	1	SEAT BELT
20	8096-5007	1	LIMIT SWITCH	48	8096-4044	1	BACK ADJUSTMENT CABLE KIT
21	8821-1032	2	SOCKET HD CAPSCREW, #10-24X1, GR8	49		1	LIGHT BULB
22	8855-1007	2	LOCKWASHER, #10-24	50	8096-4050	1	SEAT SLIDER
23	8850-1612	2	HEX NUT, #10-24	51	8698-3187	2	RING TERMINAL
24	8096-1275	1	SWITCH BRACKET	52	2477-1004	1	STARTER BUTTON
25	8096-4022	1	HANDLE	53	8096-4069	1	SPRING
26	8096-4023	1	SEAT FRAME, (includes items 26, 27, 28 & 34)	54	8096-4067	1	LATCH
				55		1	CLIP
				56	8096-4066	1	ROD
				57		1	PIN
				58	9136-3018	4	WHIZ-LOK SCREW, 5/16-18X1-1/4
							NOTE: ONLY ITEMS WITH PART NUMBERS ARE AVAILABLE FOR SERVICE.

* -Added part number to item 8 & removed reference note.



Item	Part No.	Qty.	Description Of Part
	8096-5003	1	POWER BOX ASSY, (includes items 1 thru 13)
1	8096-1097	1	POWER BOX
2	8850-1004	2	HEX NUT, 1/4-20
3	8855-1009	2	LOCKWASHER, 1/4
4	8368-3029	1	CIRCUIT BREAKER BRACKET
5	8830-1123	2	ROUND HD MACHINE SCREW, 1/4-20X1/2
6	8698-3041	3	CIRCUIT BREAKER, 20 AMP
7	8698-1178	1	BUSS BAR
8	8096-1098	1	POWER BOX COVER
9	7714-3013	2	WHIZ-LOK NUT, 1/4-20
10	8830-1092	4	ROUND HD MACHINE SCREW, #10-24X5/8
11	8368-3132	2	TERMINAL BLOCK
12	8855-1007	4	LOCKWASHER, #10
13	8850-1612	4	HEX NUT, #10-24
14	8097-3025	2	WHIZ-LOK SCREW, 3/8-16X1
15	8067-3011	1	POSITIVE BATTERY CABLE
16	8067-3012	1	NEGATIVE BATTERY CABLE

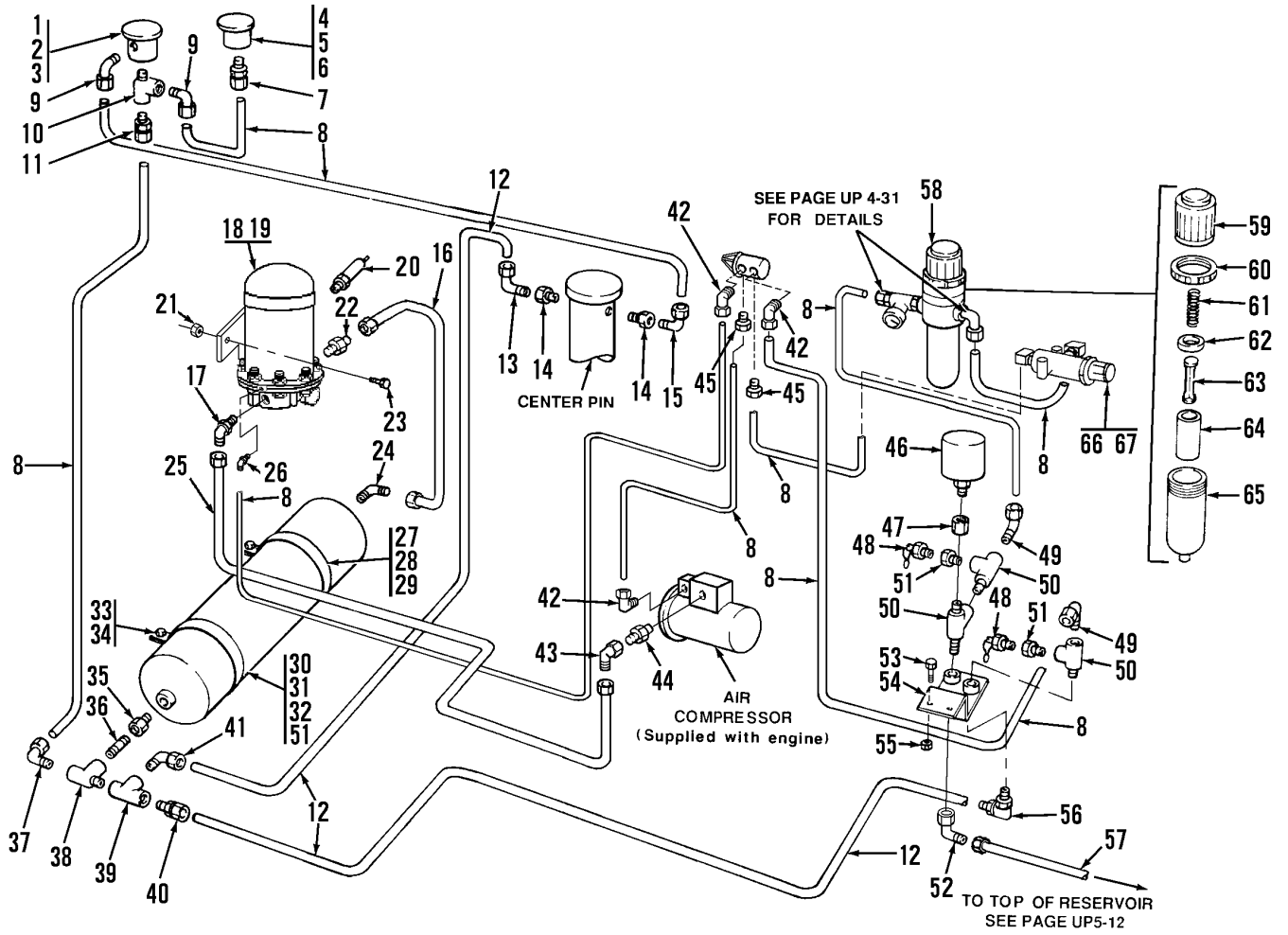
Item	Part No.	Qty.	Description Of Part
17	8594-1016	2	SUPPORT CLAMP
18		2	BATTERY, (purchase locally)
19	7722-6014	1	BATTERY BOX
20	7714-3025	6	WHIZ-LOK SCREW, 3/8-16X1"
21	7714-3015	6	WHIZ-LOK NUT, 3/8-16
22	8684-1069	1	HOLD DOWN ANGLE
23	8852-1305	2	HEX LOCKNUT, 5/16-18
24	8856-1108	2	FLAT WASHER, 5/16
25	7738-3567	4	TOP STUD FASTENER
26	8098-3056	2	ROUND HD CARRIAGE BOLT, 5/16-18X10
27	7713-3306	3	STACKBOLT
28	7714-3137	1	COVER PLATE
29	7713-3136	3	CLAMP SET
30	8319-1004	1	HEX HD CAPSCREW, M12-1.75X30
31	8096-3071	1	POST TERMINAL BOOT, (at starting motor)
32	8395-3053	1	HOSE SLEEVE
33	9002-7187	2	TY-RAP



NOTE: WHEN BLOWER ASSEMBLY IS REQUIRED, MACHINES PRIOR TO STARTING SERIAL NUMBER 0411230 OR 0421230, ORDER PART NUMBER 8096-4046; MACHINES AFTER THESE SERIAL NUMBERS, ORDER 8096-4045.

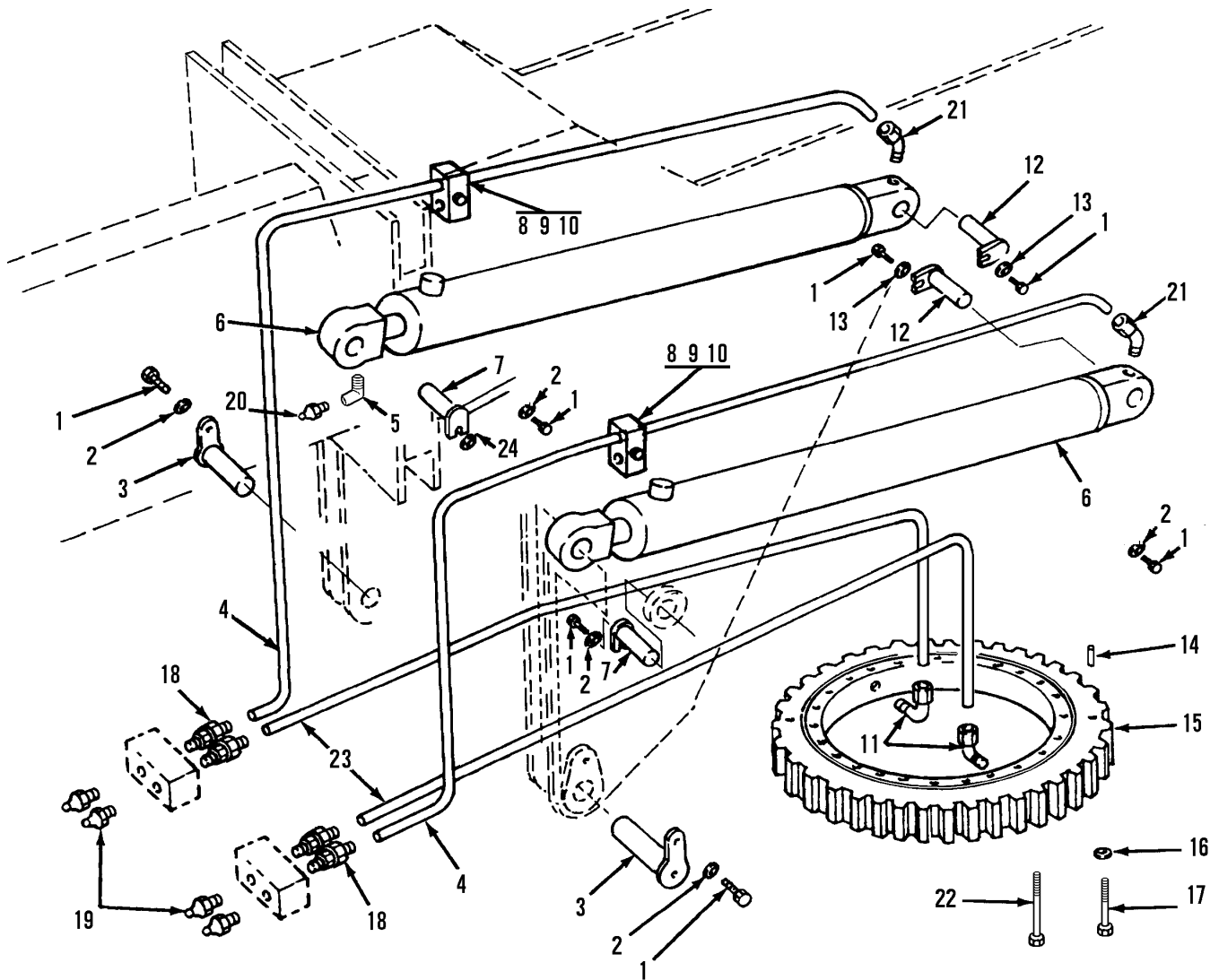
Item	Part No.	Qty.	Description Of Part	Item	Part No.	Qty.	Description Of Part
1		AR	HEATER HOSE, 5/8 I.D.	21	8096-4056	1	FILTER GASKET
2	8667-1187	6	HOSE CLAMP	22	8096-4057	2	RETAINER
3	9108-3155	1	HEATER VALVE	23	8096-4065	1	WIRE HARNESS, 66", (to distribution box)
4	7738-3540	1	COOLANT RESTRICTOR	24	7713-3279	3	CLAMP SET
5	8871-1383	1	REDUCING BUSHING, 1/2X3/8	25	9020-0755	AR	WEATHERSTRIP
6	8667-1121	1	DRAIN VALVE	26	8368-3182	1	HEATER CONTROL VALVE
*7	8698-3833	1	BRASS STREET ELBOW, 1/2	27	9002-7187	6	TY-RAP
8	8471-2742	1	HOSE NIPPLE, BRASS	28	7714-3006	8	WHIZ-LOK NUT, 5/16-18
9	7738-3056	1	HEATER CONTROL CABLE	29	8096-4036	1	RESISTANCE BOARD
10	7714-3003	5	WHIZ-LOK SCREW	30	8096-4058	1	PLATE
*11	8096-3251	1	HEATER ASSY, (includes items 12 thru 23, 29 thru 37 & 40)	31	8096-4020	2	RECEPTACLE NUT
12	8096-4052	1	COVER ASSY	32	8096-4059	2	SPRING
13	8096-4053	1	CORE GASKET	33	8096-4060	2	WING STUD
14	8096-4045	1	BLOWER ASSY	34	8096-4061	4	SCREW
	8096-4046	1	BLOWER & ADAPTER KIT, (for service only, see note above)	35	8096-4062	9	SCREW
15	8096-4054	1	GROMMET	36	8096-4063	9	NUT
16	8096-4014	2	GROMMET	37	8096-4064	7	SCREW
17	8096-4055	1	CASE	38	8820-1023	3	HEX HD CAPSCREW, 5/16-18X1-3/4, GR5
18	8096-4016	1	FILTER	39	7713-3137	3	COVER PLATE
19	8096-4017	1	FILTER, WIRE MESH	*40	8096-4073	1	RESISTOR, (spal)
20	8096-4018	1	HEATER CORE				

* - Changed part number on item 7; revised inclusion note on item 11; added item 40.



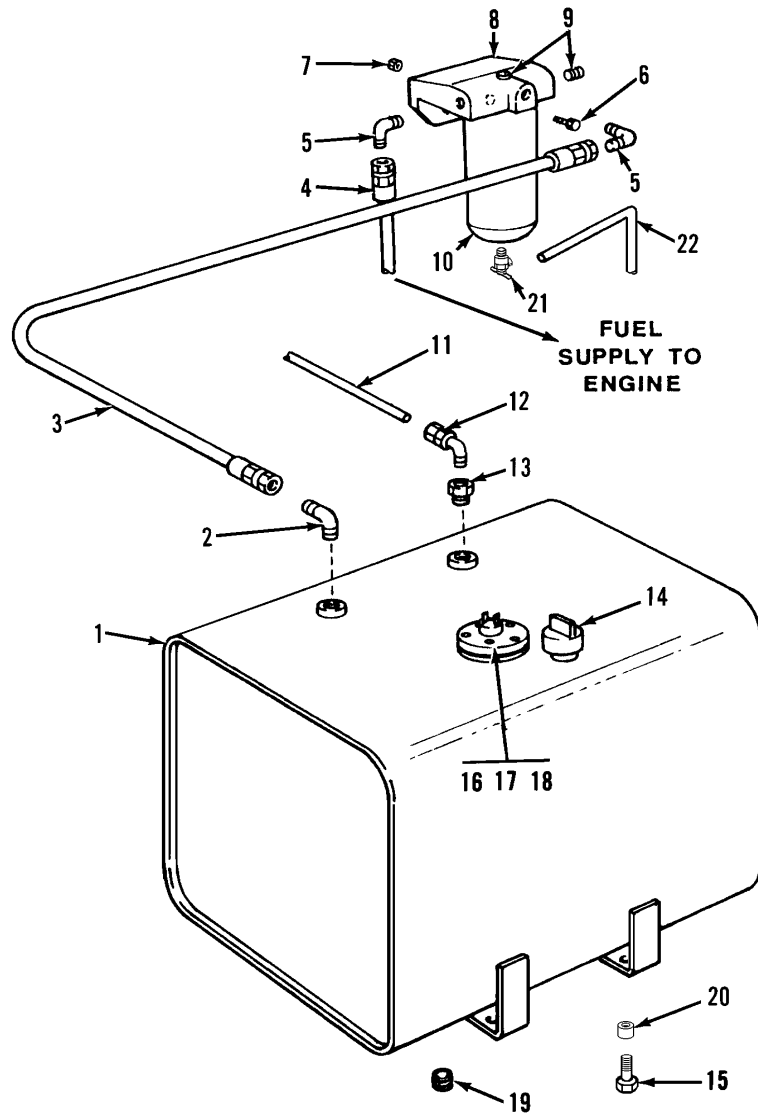
Item	Part No.	Qty.	Description Of Part	Item	Part No.	Qty.	Description Of Par
1	8668-3302	1	DIG BRAKE CONTROL VALVE, (see UN 6-4 for details)	34	8852-1205	2	HEX LOCKNUT, 5/16-18
2	8366-3205	1	DIAL	35	8871-1383	1	REDUCING BUSHING, 1/2X3/8
3	8830-1088	2	ROUND HD MACHINE SCREW, #10-24X3/8	36	8871-2109	1	PIPE NIPPLE, 3/8X1
4	7738-3742	1	AIR PRESSURE GAUGE	37	7738-3187	1	ELBOW, 90 DEGREES, 3/8X1/4, TUBE
5	8368-3126	1	SOCKET ASSY	38	8698-3651	1	STREET TEE, 3/8X3/8 BRASS
6	8668-3109	1	BULB	39	8698-3647	1	TEE, 3/8 BRASS
7	8368-3435	1	TUBE FITTING, 1/8X1/4 TUBE	40	8688-3044	1	TUBE FITTING, 3/8X3/8 TUBE
8		AR	NYLON TUBING, 1/4 O.D.	41	8688-3045	1	ELBOW, 90 DEGREES, 3/8X3/8, TUBE
9	8688-1276	2	ELBOW, 90 DEGREES, 1/8X1/4 TUBE	42	8688-1276	3	CONNECTOR, 90 DEGREES
10	8688-3467	1	TEE, 1/8 BRASS	43	8866-2107	1	ELBOW, 90 DEGREES, (SWIVEL)
11	8688-1273	1	TUBE FITTING, 1/8X1/4 TUBE	44	8874-3004	1	CONNECTOR, 1/2X5/8
12		AR	NYLON TUBING, 3/8 O.D.	45	8688-1273	2	CONNECTOR, 1/8 NPT X 1/4 TUBE
13	8367-1138	1	ELBOW, 90 DEGREES, 1/4X1/4 TUBE	46	8093-3068	1	RESERVOIR BREATHER
14	8656-1326	2	ADAPTER, 9/16-18X1/4 NPT	47	8871-1573	1	REDUCING BUSHING, 1/2X3/8
15	8688-3046	1	ELBOW, 90 DEGREES, 1/4X3/8	48	8097-3044	2	DRAIN VALVE
16	8471-6636	1	TEFLON HOSE ASSY	49	7738-3187	2	TUBE FITTING, 90 DEGREE ELBOW
17	8866-1113	2	MALE ELBOW, 90 DEGREES, 1/2X1/2 TUBE	50	8698-3651	3	STREET TEE, 3/8 BRASS
18	8068-3126	1	AIR DRYER ASSY, (includes item 20)	51	8871-1381	3	REDUCING BUSHING, 3/8X1/4
19	8068-4001	1	CARTRIDGE KIT	52	8688-3045	1	TUBE FITTING, 90 DEGREES
20	7738-4790	1	SAFETY VALVE	53	7714-3004	2	WHIZ-LOK SCREW, 5/16018X1-1/4
21	7714-3015	4	WHIZ-LOK NUT, 3/8-16	54	8097-6078	1	BREATHER BRACKET
22	8866-1013	1	CONNECTOR, 3/8	55	7714-3006	2	WHIZ-LOK NUT, 5/16-18
23	8097-3025	4	WHIZ-LOK BOLT, 3/8-16X1	56	8688-3216	1	TUBE FITTING, 90 DEGREES
24	8866-1112	1	ELBOW, 90 DEGREES, 1/2X3/8	57		100"	NYLON TUBING
25	7738-3208	1	HOSE	58	8093-3045	1	FILTER/REGULATOR ASSY, (includes items 59 & 61 thru 65)
26	8688-3217	1	TUBE FITTING, 1/4X1/4 TUBE	59	8093-4441	1	BONNET ASSY
27	8395-3193	2	AIR TANK BRACKET	60	8093-4442	1	PANEL MOUNTING NUT
28	7714-3004	4	WHIZ-LOK SCREW, 5/16-18X1-1/4	61	8093-4443	1	CONTROL SPRING
29	7714-3006	4	WHIZ-LOK NUT, 5/16-18	62	8093-4444	1	RELIEVING PISTON KIT
30	8663-1001	1	AIR TANK	63	8093-4445	1	UNBALANCED POPPET KIT
31	8871-1251	1	SQUARE HD PIPE PLUG, 1/4	64	8093-4446	1	ELEMENT KIT, 5 MICRON
32	8667-1121	1	DRAIN VALVE	65	8093-4447	1	POLYCARBONATE BOWLW/AUTO DRAIN
33	8820-1024	2	HEX HD CAPSCREW, 5/16-18X2, GR5	66	8093-3137	1	REDUCING VALVE
				67	8367-1138	2	FITTING

* - Revised inclusion note on item 58.



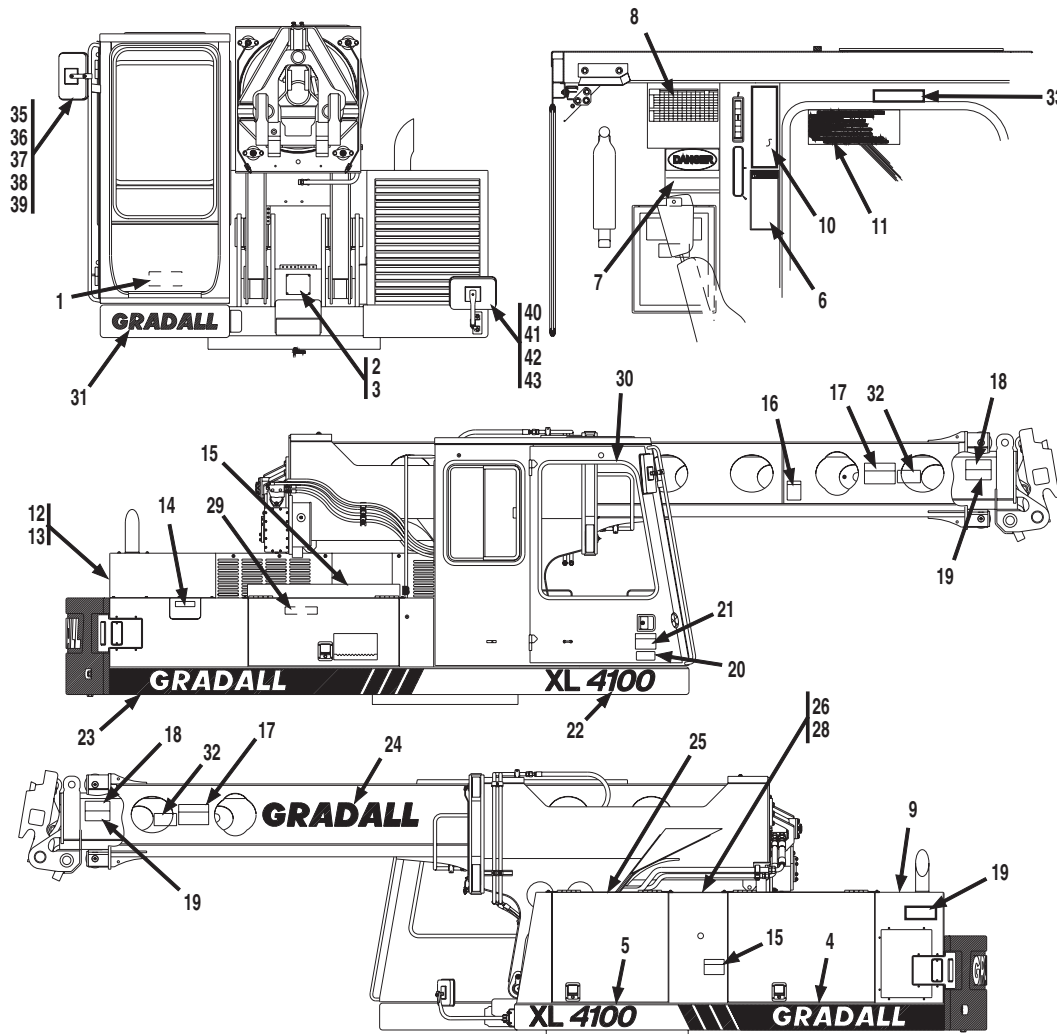
Item	Part No.	Qty.	Description Of Part	Item	Part No.	Qty.	Description Of Part
1	8320-1123	6	HEX HD CAPSCREW, 1/2-13X1, GR8	14	8863-1684	3	DOWEL PIN, 3/4X2
2	8362-1283	4	SPECIAL WASHER	*15	8064-3101	1	SWING BEARING
3	8092-6013	2	PIN WELDMENT	16	9002-7472	42	HARDENED WASHER, 5/8
4	8471-8297	2	HOSE ASSY	17	8320-1042	42	HEX HD CAPSCREW, 5/8-11x3, GR8, (lubricate & torque to 200-215 ft. lbs.)
5	8871-2011	2	STREET ELBOW, 90 DEGREES, 1/8	18	8866-1002	4	CONNECTOR
6		Ref	HOIST CYLINDER ASSY (see page UP4-15 for details)	19	8867-1001	4	LUBE FITTING, STRAIGHT, 1/8
7	8062-6014	2	PIN WELDMENT	20	8867-1018	2	LUBE FITTING, 45 DEGREES, 1/8
8	7713-3270	2	CLAMP SET	21	8866-1102	2	MALE ELBOW, 90 DEGREES, 1/8X3/16 TUBE
9	8820-1005	2	HEX HD CAPSCREW, 1/4-20X1, GR5	22	8320-1044	38	HEX HD CAPSCREW, 5/8-11x3, GR8, (lubricate & torque to 200-215 ft. lbs.)
10	8856-1002	2	FLAT WASHER, 1/4	23	8471-8482	2	HOSE ASSY
11	8866-1136	2	MALE ELBOW, 45 DEGREES, 1/8X3/16 TUBE	24	8869-1302	2	STRAIGHT CONNECTOR
12	8092-6012	2	PIN WELDMENT				
13	8362-1283	2	SPECIAL WASHER				

* - Changed part number on item 15.



Item	Part No.	Qty.	Description Of Part
1	8097-3024	1	FUEL TANK ASSY (includes items 14)
2	8866-1116	1	MALE ELBOW, 90 DEGREES, 1/2X5/8
3	8471-8326	1	HOSE ASSY
4	8471-8156	1	HOSE ASSY
5	8874-3074	2	MALE ELBOW, 90 DEGREES, 1/2X5/8 TUBE
6	7714-3004	2	WHIZ-LOK SCREW, 5/16-18X1-1/4
7	7714-3006	2	WHIZ-LOK NUT, 5/16-18
8	8368-3377	1	MOUNTING BASE
9	8871-1282	2	HEX SOCKET PIPE PLUG, 3/8
10	7738-3819	1	WATER SEPARATOR

Item	Part No.	Qty.	Description Of Part
11		AR	NYLON TUBE, 3/8 O.D.
12	8688-3045	1	ELBOW, 90 DEGREES, 3/8X3/8
13	8871-1383	1	REDUCING BUSHING, 1/2X3/8
14	8368-3030	1	FUEL TANK CAP
15	8320-1126	4	HEX HD CAPSCREW, 3/8-16X2-1/2", GR8
16	8366-3299	1	FUEL LEVEL SENDER
17	8830-2095	5	ROUND HD MACHINE SCREW, #10-24X1
18	8507-1058	1	GASKET
19	8871-1283	1	HEX SOCKET PIPE PLUG, 1/2
20	8097-1147	4	SPACER
21	8093-3225	1	DRAIN VALVE
22		1	NYLON TUBE, 1/4

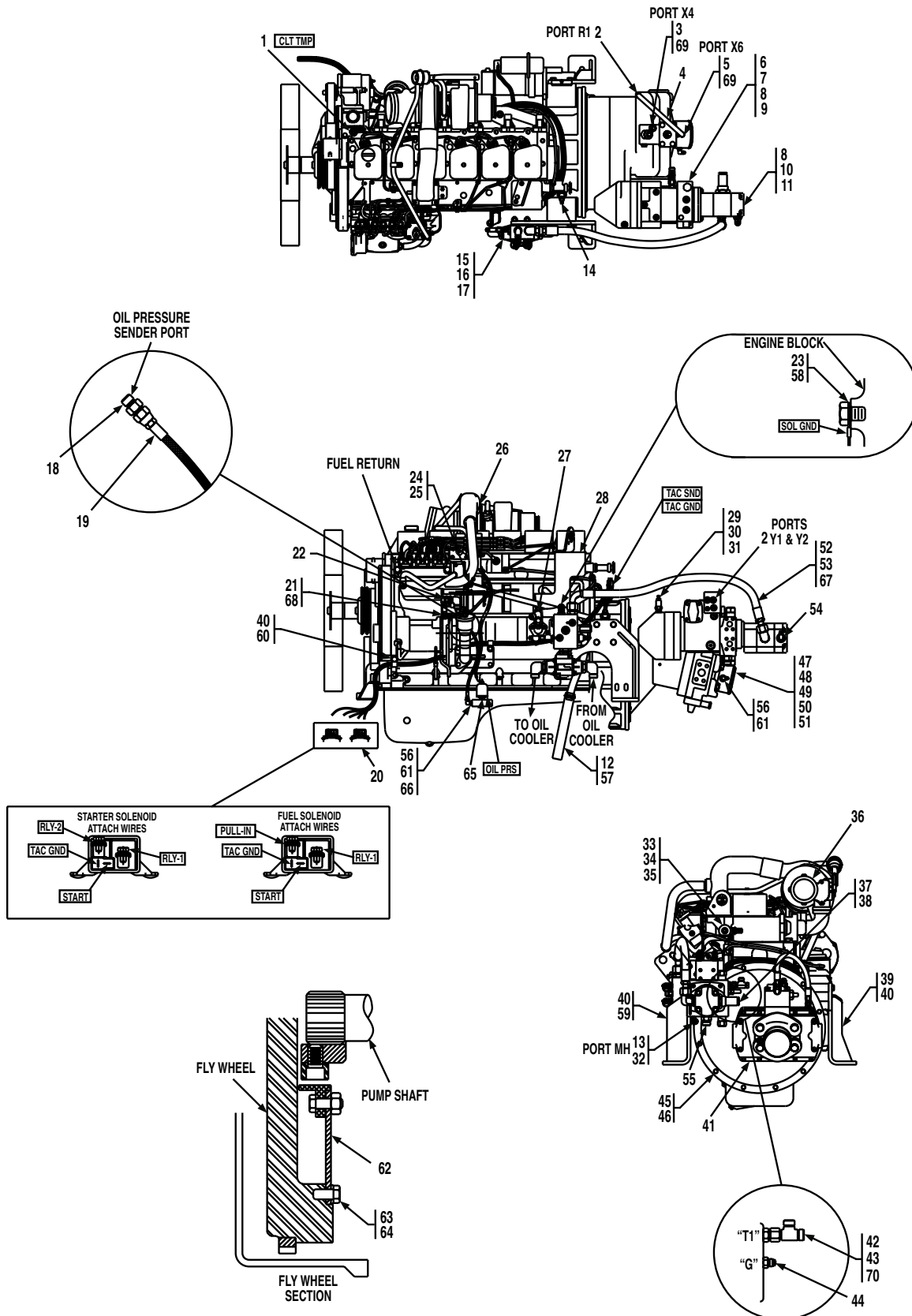


Item	Part No.	Qty.	Description Of Part	Item	Part No.	Qty.	Description Of Part
	8068-5126	AR	DECAL KIT, (includes all items except 2, 3 & 30), (also includes designated items on page UN2-16)	23	8060-3001	1	GRADALL DECAL, RIGHT REAR
1	8321-1037	1	MANUAL DECAL	24	8091-3031	1	GRADALL DECAL, INDIGO
2	7733-3047	1	SERIAL PLATE		8364-1673	1	GRADALL DECAL, WHITE (special)
3	8834-1012	4	DRIVE SCREW, #4X5/16	25	7736-3358	1	INSTRUCTION STICKER (inside compartment)
4	8060-3002	1	DECAL, LEFT REAR	26	8060-3026	1	CAUTION DECAL (inside compartment)
5	8060-3004	1	DECAL, LEFT FRONT	27	9114-3288	1	HYDRAULIC OIL DECAL, (on dump tube, not illustrated)
6	8090-3014	1	ACCIDENT PREVENTION DECAL	28	8097-3102	1	ATTENTION DECAL (inside compartment)
7	8360-1011	1	ACCIDENT PREVENTION DECAL	29	9108-3492	1	OIL WARNING DECAL
8	8060-3035	1	LIFT CAPACITY CHART	30	8060-3029	1	METAL DOT
9	8090-3012	2	HYDRAULIC SYSTEM WARNING DECAL	31	8090-3009	1	GRADALL DECAL, (STD.)
10	8091-3081	1	OPERATING DECAL		8090-3010	1	GRADALL DECAL, (OPT.)
11	8364-3035	1	REMOTE OPERATION	32	8090-3017	2	WARNING DECAL
12	9114-3288	1	HYDRAULIC OIL DECAL (rear of reservoir)	33	8091-3079	1	JOYSTICK DECAL
13	8697-1197	1	RESERVOIR FULL DECAL (front of reservoir)	34	8096-3291	1	NOTICE DECAL, (not illustrated)
14	7702-3008	1	DIESEL FUEL DECAL	*35	8026-3054	1	MIRROR
15	8060-3038	1	WARNING DECAL	*36	8026-3052	1	MIRROR MOUNT
16	8364-3066	2	CAUTION DECAL	*37	8820-1035	1	HEX HD CAPSCREW, 3/8-16X1, GR5
17	8060-3037	2	WARNING DECAL	*38	8852-1306	1	LOCKNUT, 3/8-16
18	8360-1011	2	ACCIDENT PREVENTION DECAL	*39	8856-1109	1	FLAT WASHER, 3/8
19	8060-3039	3	ACCIDENT PREVENTION DECAL	*40	8026-3051	1	MIRROR MOUNT
20	7733-3027	1	MADE IN USA DECAL	*41	8026-3053	1	MIRROR
21	8060-3036	1	WARNING DECAL	*42	8097-3025	2	WHIZ-LOCK BOLT, 3/8-16X1
22	8060-3003	1	GRADALL DECAL, RIGHT FRONT	*43	7714-3015	2	WHIZ-LOCK NUT, 3/8-16

* - Revised illustration; added items 35 thru 43.

GP

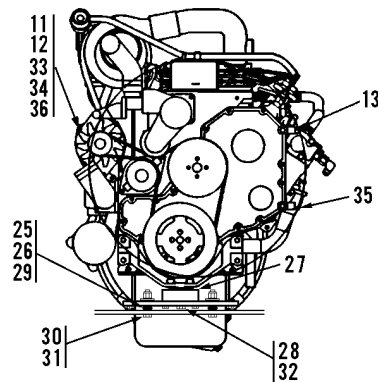
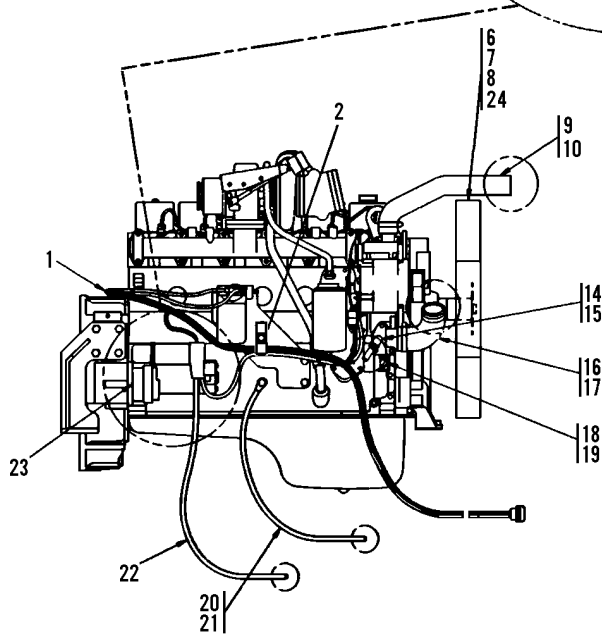
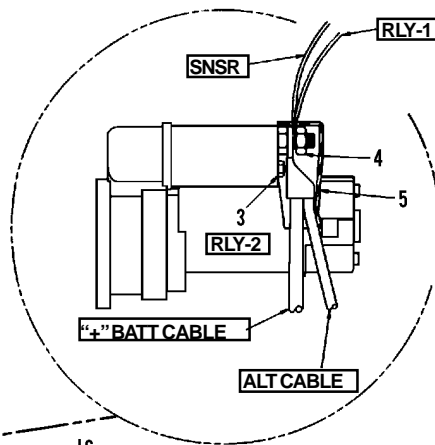
Item	Part No.	Qty.	Description Of Part
	8060-5004	1	TOOL KIT (includes all items)
	8504-1300	1	GREASE GUN
	8504-1301	1	HOSE & COUPLING
	8504-1302	2	GREASE CARTRIDGE
	8504-1356	1	BOX WRENCH, 1-7/8"
	8664-1475	1	LUBRICANT (moly-coat spray)
	1440-2466	1	LOCTITE SEALANT, 50CC (purple 222)
	8582-1020	1	SOCKET SCREW DRIVER
	8664-1304	1	OPEN GEAR LUBE
	8664-1305	1	GEAR LUBE GUN



Item	Part No.	Qty.	Description Of Part	Item	Part No.	Qty.	Description Of Part
	8067-5023	1	POWER UNIT ASSY, (includes all items on page UP3-13 except item 35 and all items on page UP3-14 except item 12 & 25 thru 32)	32	9105-4002	1	VITON O-RING, (lubricate lightly)
*1	7738-3752	1	TEMPERATURE SENDER	33	8698-3833	1	BRASS STREET ELBOW, 1/2
2	8319-3009	3	ADAPTER	34	9108-3155	1	HEATER VALVE
3	8866-2440	1	ADAPTER, (includes item 69)	35	7738-3540	1	COOLANT RESTRICTOR
4	8471-6384	1	HOSE ASSY	36	7738-1466	1	EXHAUST ADAPTER
5	8866-2064	1	ELBOW, 90 DEGREES, (includes item 69)	37	8097-3128	1	BEADED FITTING
6		Ref	SWING PUMP, (see page UP4-32 for details)	38	8859-1027	1	O-RING
7	8319-1032	2	HEX HD CAPSCREW, M12-1.75X35	39	8097-6061	1	R.H. ENGINE MOUNT
8	9002-7471	4	FLAT WASHER	40	8319-1004	10	HEX HD CAPSCREW, M12-1.75X30, (torque to 65 ft. lbs. +10/-0)
9	8093-3139	1	O-RING	41		Ref	MAIN PUMP, (see pg. UP4-1 for details)
10		Ref	GEAR PUMP, (see page UP4-3 for details)	42	8866-2438	1	SWIVEL NUT RUN TEE
11	8820-1051	2	HEX HD CAPSCREW, 7/16-14X1-1/4, GR5	43	8866-2430	1	ADAPTER, (includes item 70)
12		12"	HEATER HOSE, 1" I.D.	44	8366-1316	1	ADAPTER
13	9105-3020	1	MINI CHECK COUPLING, (includes item 32)	45	8319-1021	12	HEX HD CAPSCREW, M10-1.5X30mm
14	8097-5004	1	SPEED SENSOR ASSY	46	8319-1013	12	LOCKWASHER, M10 (torque to 35 ft. lbs. +5/-0)
15	8852-1306	2	HEX LOCKNUT, 3/8-16	47	8063-3122	1	TUBE ASSY
16	8820-1046	2	HEX HD CAPSCREW, 3/8-16X3-3/4, GR5	48	8471-8131	2	FLANGE HALF, 4"
17		Ref	VALVE ASSY, (see page UP4-9 for details)	49	8093-3113	1	O-RING
18	8874-3000	1	ADAPTER, 1/8X1/4 tube	50	8820-1097	4	HEX HD CAPSCREW, 5/8-11X2, GR5
19	8471-8130	1	HOSE ASSY	51	8855-1015	4	LOCKWASHER, 5/8
20	7738-3377	2	STARTER SOLENOID	52	8471-9094	1	HOSE ASSY
21	8688-1273	1	CONNECTOR, 1/8X1/4 tube	*53	8866-2332	1	ELBOW, 90 DEGREES, (includes item 67)
*22	8874-3075	1	ELBOW, 90 DEGREES, 3/4X7/8 tube	54	9104-3157	1	ELBOW
23	8856-1109	1	FLAT WASHER	55	8866-2306	1	ADAPTER
24	8098-1252	1	THROTTLE LEVER	56	8859-1202	2	O-RING
25	8319-1008	2	HEX HD CAPSCREW, M6-1.0X10mm	57	8697-1172	1	HOSE CLAMP
26	8067-3017	1	CUMMINS ENGINE, 6BT5.9-C148, (starting serial no. 0412265)	58	8319-1007	1	HEX HD CAPSCREW, M8-1.25x16
	8067-3029	1	CUMMINS ENGINE, 6BT5.9-C148, (starting serial no. 0418538)	59	8097-6082	1	L.H. ENGINE MOUNT
27	8866-1116	1	MALE ELBOW, 90 DEGREES	60	9114-3122	2	SUPPORT CLAMP
28	8097-1248	1	THROTTLE BRACKET	61	8866-2062	2	ELBOW, 90 DEGREES, (includes item 56)
29	8060-3010	1	END CAP BLEED ADAPTER	62		Ref	PUMP COUPLER, (see page UP4-4 for details)
30	8319-3019	1	CONNECTOR	63	8820-1034	8	HEX HD CAPSCREW, 3/8-16X7/8, GR5
31	8866-2475	1	NUT, ORS	64	8855-1011	8	LOCKWASHER, 3/8
				65	9103-3246	1	OIL PRESSURE SENDER
				66	8097-1270	1	SENDER BLOCK
				*67	8859-1207	1	O-RING
				68	7737-3058	1	STR THD CONNECTOR, M10
				69	8859-1204	2	O-RING
				70	8859-1206	1	O-RING

* - Changed part numbers on items 1, 22 & 67; revised inclusion note on item 53; removed item 71.

CAB & RELATED COMPONENTS
(8067-5023) Power Unit Assembly
Engine Right Side View
(XL4100) Starting Serial No. 0412265
Original Issue 6-97
Revised 8-1-01

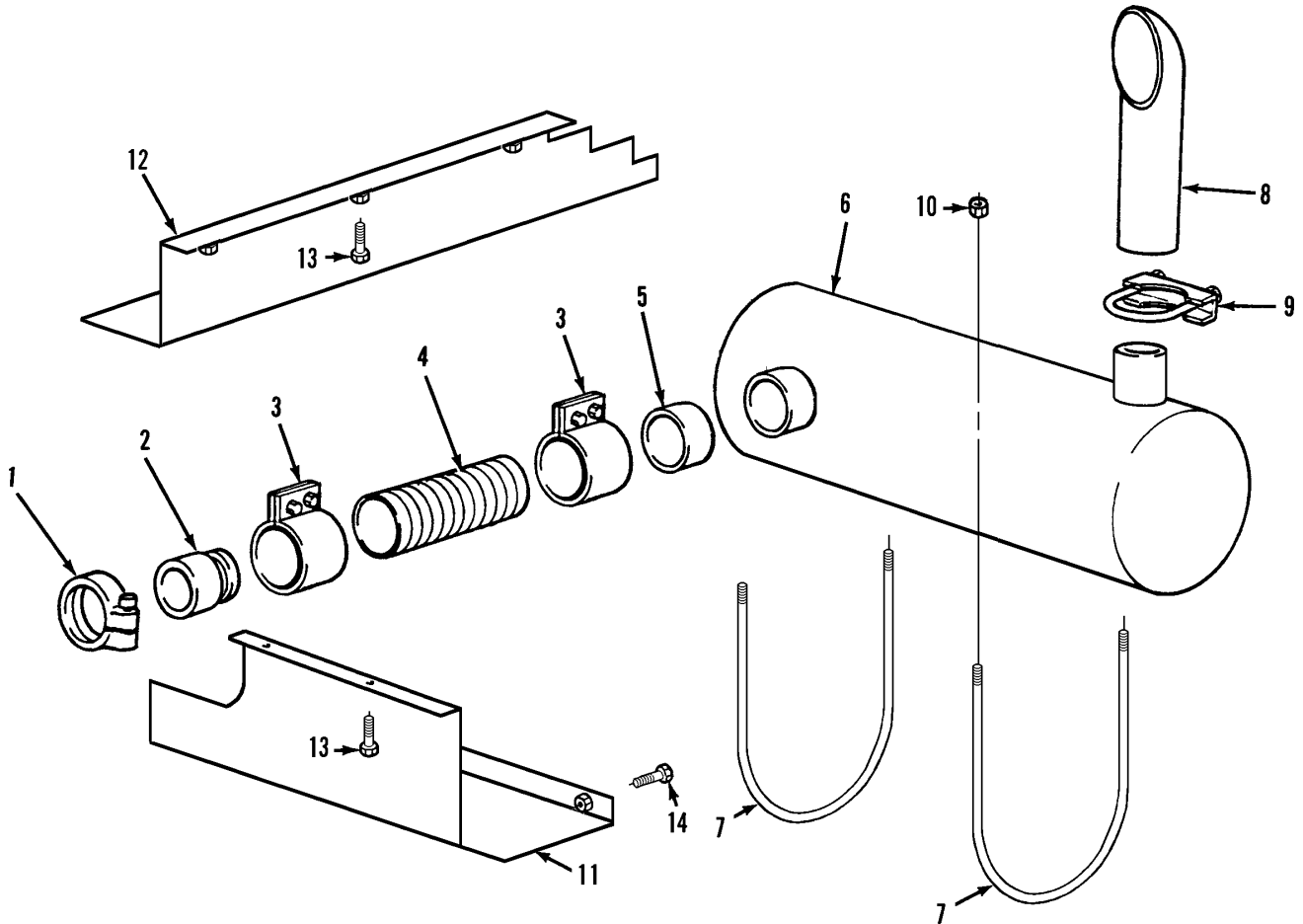


Item	Part No.	Qty.	Description Of Part
	8067-4014	1	ENGINE FILTER KIT, (includes all items)
	7738-3203	1	FUEL FILTER, (secondary)
	7738-3819	1	FUEL FILTER, (primary)
	7738-3201	1	OIL FILTER
	7717-4001	1	AIR FILTER ELEMENT

Item	Part No.	Qty.	Description Of Part
	8067-5023	1	POWER UNIT ASSY, (includes all items on page UP3-13 except item 35 and all items on page UP3-14 except item 12 & 25 thru 32)
1	8096-3301	1	UPPER ENGINE HARNESS
2	8067-3023	2	SUPPORT CLAMP
3	9103-3133	1	HEX NUT, M5-8.8
4	9103-3134	1	HEX NUT, M10-1.5 (torque to 12-14 ft. lb.)
5	8096-3071	1	POST TERMINAL BOOT
6	8068-3101	1	FAN
7	8319-1061	4	HEX HD CAPSCREW, M8-1.25X130
8	9002-7469	4	HARDENED WASHER, 5/16
9	8097-3039	1	RADIATOR HOSE
10	8507-1128	2	HOSE CLAMP
11	8097-3108	1	ALTERNATOR (includes items 33, 34 & 36)
12	9108-3504	1	REGULATOR
13	2486-1170	1	SUPPORT CLAMP
*14	8698-3833	1	BRASS STREET ELBOW, 1/2
15	8471-2742	1	HOSE NIPPLE
16	8097-3077	1	RADIATOR HOSE

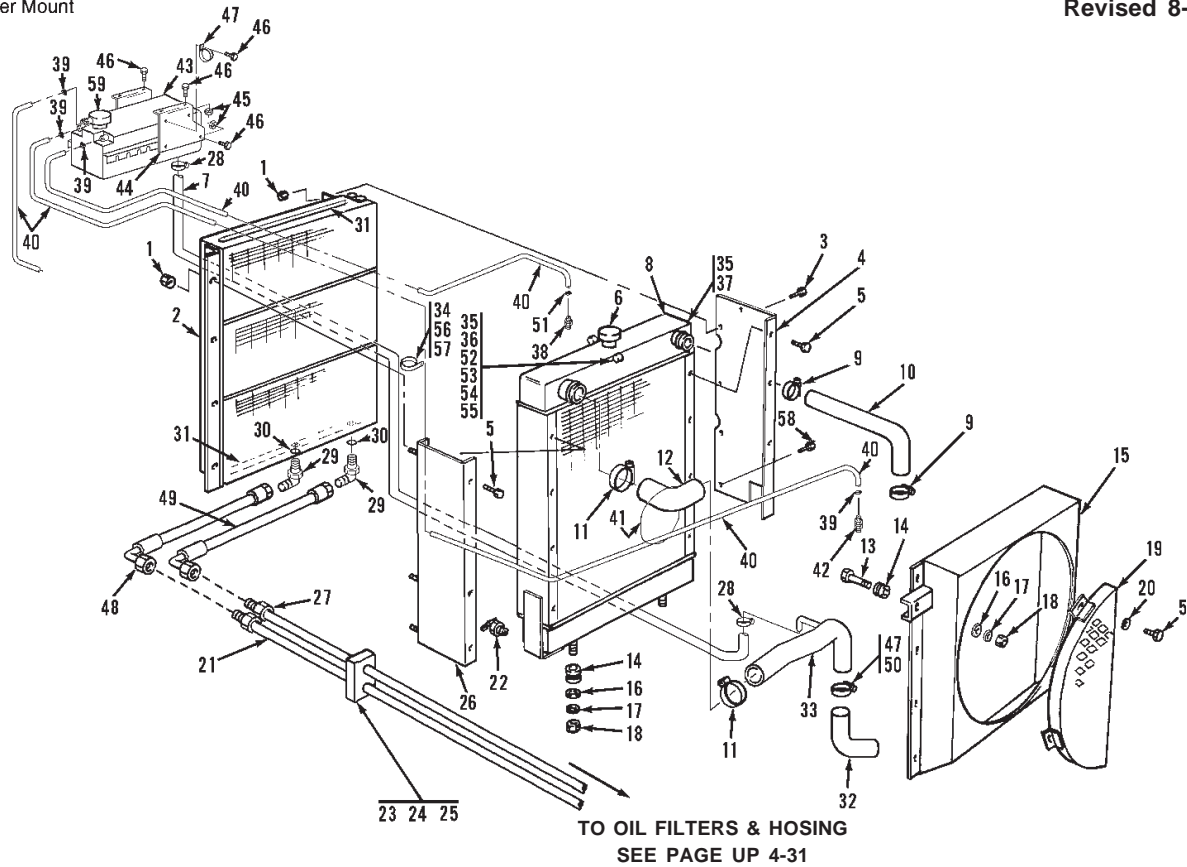
Item	Part No.	Qty.	Description Of Part
17	8688-3327	2	HOSE CLAMP
18	8871-1383	1	REDUCING BUSHING, 1/2-3/8
19	8667-1121	1	DRAIN COCK
20	8319-1004	1	HEX HD CAPSCREW, M12-1.75X30
21	8067-3012	1	BATTERY CABLE, (negative)
22	8067-3011	1	BATTERY CABLE, (positive)
23	7738-4506	1	STARTER
24		1	FAN SPACER, (supplied with engine)
25	7738-1205	4	WASHER
26	7738-3069	4	CENTER BONDED MOUNT
27	8097-6016	1	FRONT ENGINE MOUNT
28	8319-1048	1	HEX HD CAPSCREW, M-16X2X65
29	8820-1031	4	HEX HD CAPSCREW, 3/8-16X1/2, GR5
30	8820-1102	4	HEX HD CAPSCREW, 5/8-11X3-1/4, GR5
31	8852-1210	4	LOCKNUT, 5/8-11
32	8855-1015	1	WASHER, 5/8
33	8097-4028	1	ALTERNATOR PULLEY
34	8097-4029	1	ALTERNATOR FAN
35	8594-1017	1	SUPPORT CLAMP
36	8097-4033	1	SPLIT BUSHING

* - Revised inclusion note for 8067-5023; changed part number on item 14.



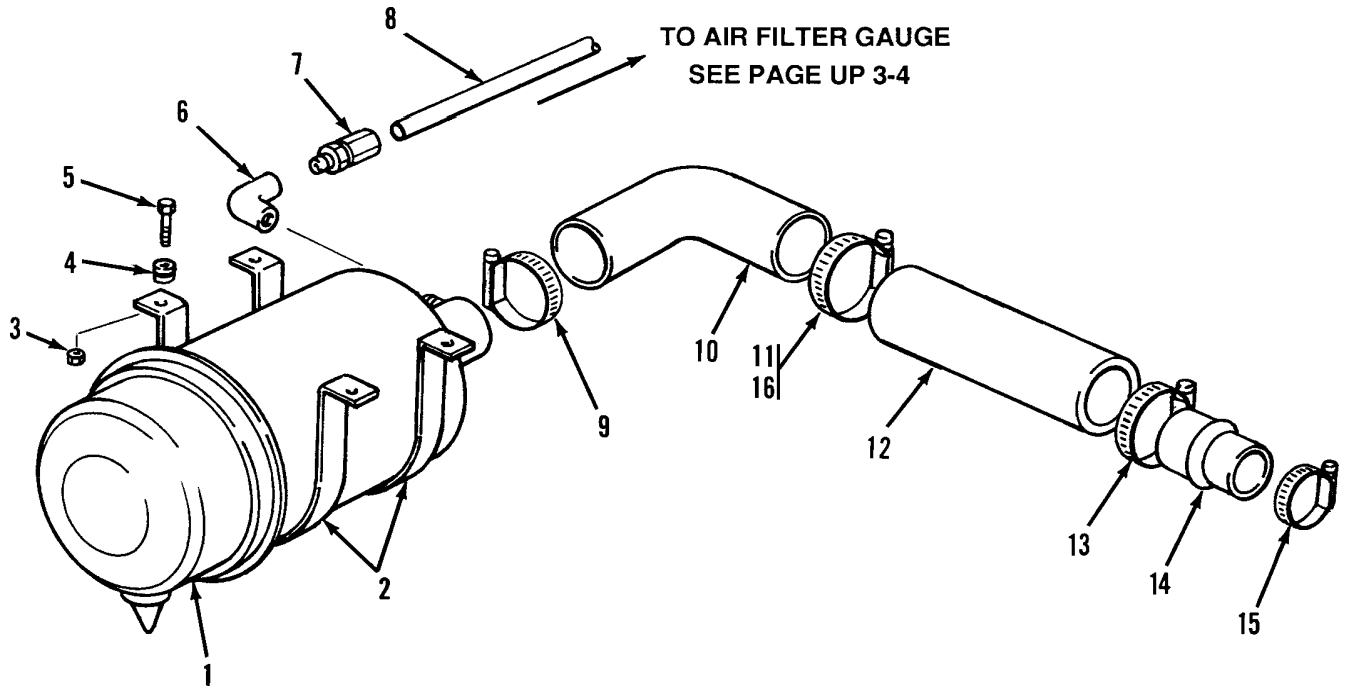
Item	Part No.	Qty.	Description Of Part
1	7738-3153	1	V-BAND CLAMP
2	7738-1466	1	ADAPTER
3	8371-3009	2	SEAL CLAMP
4	8698-1043	1	FLEXIBLE TUBING
5	7738-1580	1	CONNECTOR
6	8097-3059	1	MUFFLER
7	8067-3014	2	U-BOLT
8	8688-3130	1	TAIL SPOUT
9	8688-3127	1	MUFFLER CLAMP
10	8852-1308	4	HEX NUT 1/2-13
11	8097-1183	1	HEAT SHIELD
12	8097-1189	1	HEAT SHIELD
13	7714-3003	9	WHIZ-LOK SCREW, 5/16-18X5/8
*14	8097-3025	2	WHIZ-LOK SCREW, 3/8-16X1

* - Changed part number on item 14.

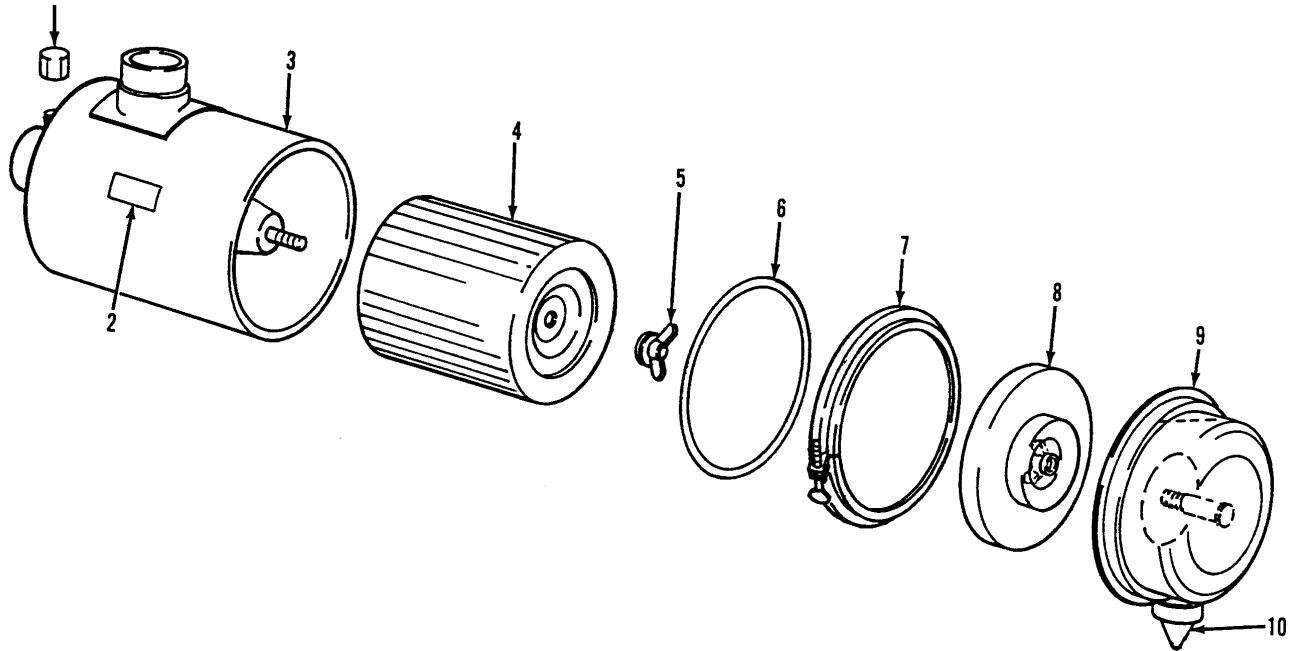


Item	Part No.	Qty.	Description Of Part	Item	Part No.	Qty.	Description Of Part
1	7714-3006	8	WHIZ-LOK NUT, 5/16-18	31	8097-3042	2	FOAM STRIP (top & bottom of oil cooler)
2	8097-3082	1	OIL COOLER	32	8097-3077	1	LOWER RADIATOR HOSE
3	8820-1018	3	HEX HD CAPSCREW, 5/16-18X3/4, GR5	33	8097-3109	1	COOLANT TUBE
4	8097-1202	1	OIL COOLER BRACKET, R.H.	34	8584-1150	1	SUPPORT CLAMP
5	8820-1003	10	HEX HD CAPSCREW, 1/4-20X3/4, GR5	35	7714-3013	2	WHIZ-LOK NUT, 1/4-20
6	8097-4026	1	RADIATOR CAP, (14 PSI)	36	9002-1705	2	SUPPORT CLAMP
7	7718-3002	1	WATER HOSE	37	2486-1170	1	SUPPORT CLAMP
8	8097-3069	1	RADIATOR ASSY, (includes item 6)	38	9002-8674	1	PUSH-LOK FITTING
9	8507-1128	2	HOSE CLAMP	39	8348-3497	4	HOSE CLAMP
10	8097-3039	1	UPPER RADIATOR HOSE	40		114"	NYLON HOSE, 5/16 I.D.
11	8688-3327	2	HOSE CLAMP	41	9002-7187	1	TY-RAP
12	8097-3077	1	RADIATOR HOSE	42		1	RADIATOR VENT W/CHECK VALVE, (supplied with engine)
13	8820-1039	2	HEX HD CAPSCREW, 3/8-16X2, GR5	*43	8097-3070	1	DEAERATION TANK, (includes item 59)
14	8097-3020	4	SHOCK MOUNT	44	8097-1232	2	TANK BRACKET
15	8097-6083	1	FAN SHROUD	45	7714-3006	8	WHIZ-LOK NUT, 5/16-18
16	8368-1481	4	WASHER	46	7714-3003	8	WHIZ-LOK SCREW, 5/16-18X5/8
17	8856-1004	4	FLAT WASHER, 3/8	47	2460-1710	1	SUPPORT CLAMP
18	8852-1206	4	HEX LOCKNUT, 3/8-16	48	8471-8634	1	HOSE ASSY
19	8097-6084	1	FAN GUARD	49	8471-8598	1	HOSE ASSY
20	8856-1002	2	FLAT WASHER, 1/4	50	8097-3025	1	WHIZ-LOK BOLT
21	8063-3073	1	TUBE ASSY	51	8688-3106	1	HOSE CLAMP
22	8452-1056	1	DRAIN COCK	52	8097-3018	1	COOLANT LEVEL PROBE
23	7713-3136	1	TWIN CLAMP SET	53	8871-1380	1	REDUCING BUSHING
24	7713-3137	1	COVER PLATE	54	8855-1007	1	LOCKWASHER, #10
25	8820-1023	1	HEX HD CAPSCREW, 5/16-18X1-3/4, GR5	55	8850-1613	1	HEX NUT, #10-32
26	8097-1203	1	OIL COOLER BRACKET, L.H.	56	7714-3006	1	WHIZ LOCKNUT, 5/16-18
27	8063-3074	1	TUBE ASSY	57	8856-1004	1	FLAT WASHER, 3/8
28	8697-1172	2	HOSE CLAMP	58	7714-3004	1	WHIZ-LOK BOLT, 5/16-18X1-1/4
29	8866-2429	2	ELBOW, 90 DEGREES, (includes item 30)	*59	8097-4046	1	DEAERATION TANK CAP
30	8859-1209	2	O-RING				

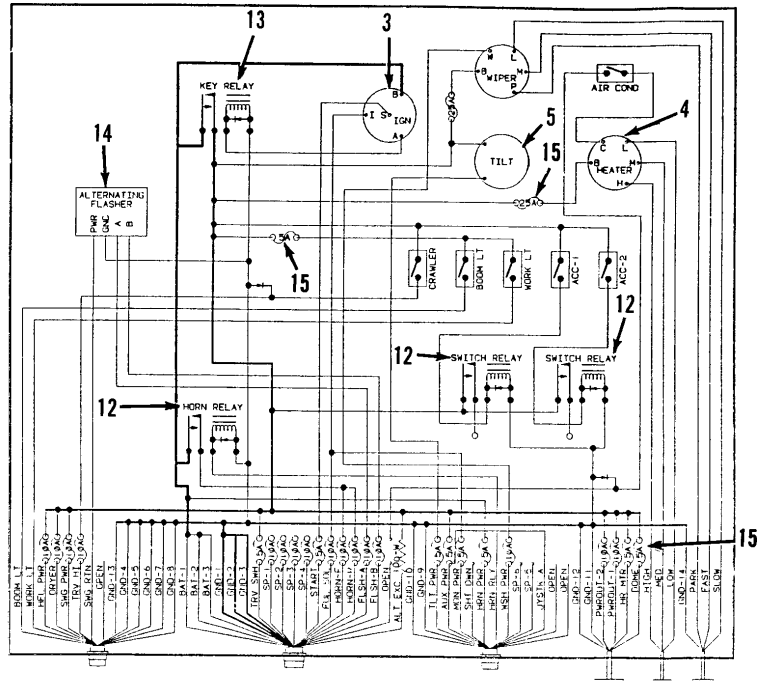
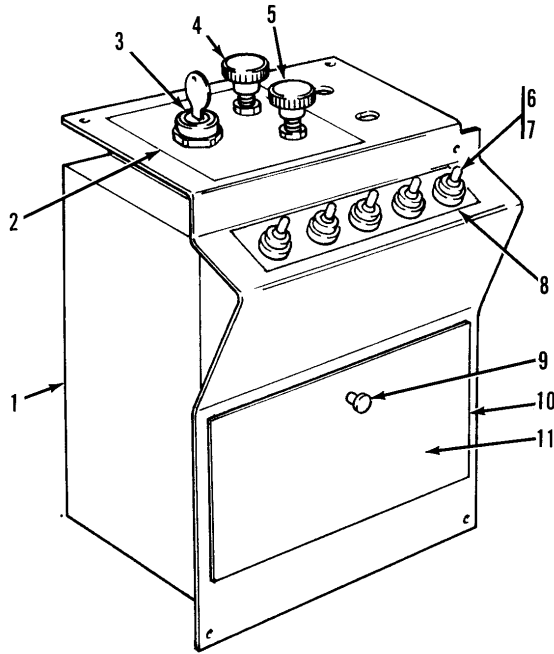
* - Added inclusion note to item 43; added item 59.



Item	Part No.	Qty.	Description Of Part
1		Ref	AIR CLEANER ASSY (see page UP3-18 for details)
2	7717-3010	2	MOUNTING BAND
3	7714-3006	4	WHIZ-LOK NUT, 5/16-18
4	7714-3015	4	WHIZ-LOK NUT, 3/8-16 (use as spacer between door and mounting band)
5	7714-3004	4	WHIZ-LOK SCREW, 5/16-18X1-1/4
6	8869-1345	1	ELBOW, 90 DEGREES
7	8368-3435	1	TUBE FITTING, 1/4 O.D.
8		AR	NYLON TUBE
9	8368-3273	1	HOSE CLAMP
10	7717-3014	1	REDUCING ELBOW, 90 DEGREES
11	8687-1176	1	HOSE CLAMP
12	8067-3021	1	INTAKE TUBE
13	8097-4003	1	HOSE CLAMP
14	8097-4004	1	HUMP HOSE
15	8097-4005	1	HOSE CLAMP
16	8097-3041	1	RUBBER GUARD



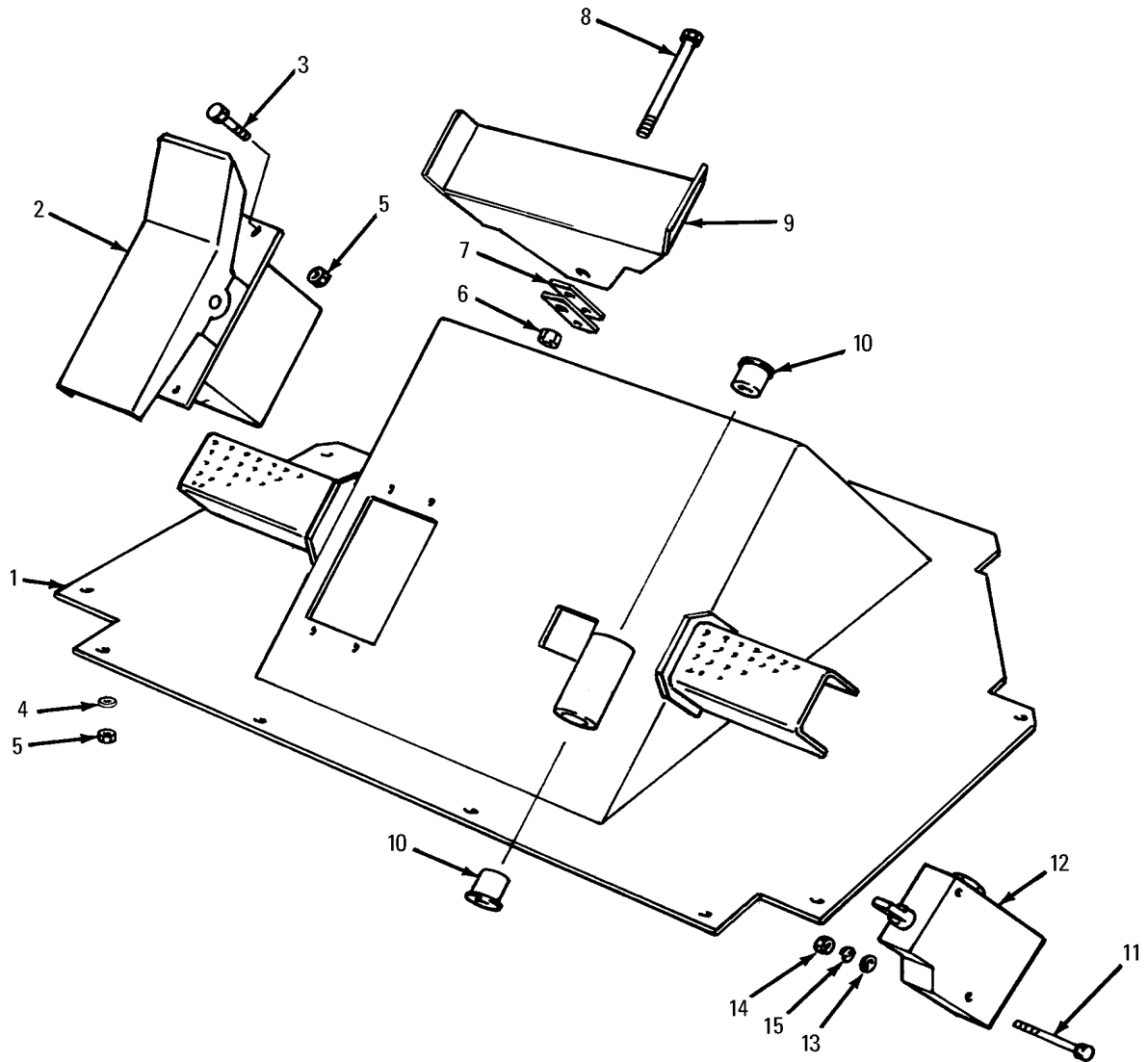
Item	Part No.	Qty.	Description Of Part
	7717-3009	1	AIR CLEANER ASSY, (includes all items)
1	8367-1291	1	CAP
2	7717-4007	1	INSTRUCTION MARKING
3	7717-4006	1	BODY ASSY
4	7717-4001	1	ELEMENT
5	8367-1284	1	NUT ASSY
6	7717-4002	1	O-RING
7	7717-4005	1	CLAMP ASSY
8	7717-4004	1	BAFFLE ASSY, (includes wing nut)
9	7717-4003	1	CUP ASSY, (includes welded stud)
10	8367-1290	1	VACUATOR VALVE



**WIRING DIAGRAM SHOWN WITH OPTIONAL
WIPER & AIR CONDITIONER SWITCHES**

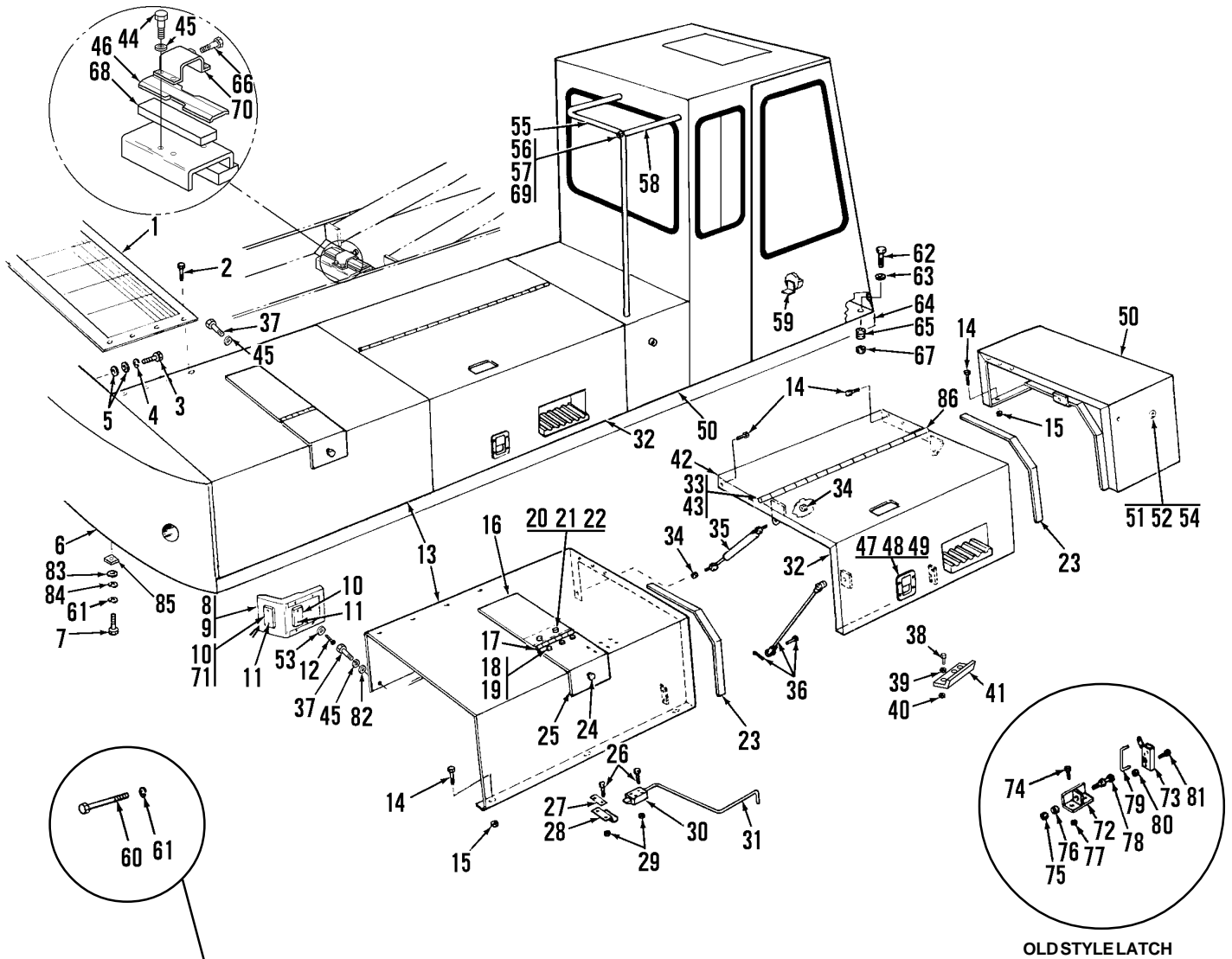
Item	Part No.	Qty.	Description Of Part
	8096-3039	1	DISTRIBUTION BOX ASSY (includes all items)
1	8096-6020	1	BOX WELDMENT
2	8091-3016	1	CONSOLE DECAL
3	9103-3317	1	IGNITION & STARTER SWITCH
4	8096-4001	1	HEATER SWITCH
5	8096-4002	1	TILT SPEED RHEOSTAT
6	8096-4003	5	TOGGLE SWITCH
7	7738-3470	5	TOGGLE SWITCH BOOT
8	8091-3020	1	ACCESSORY DECAL
9	8096-3103	1	LATCH
10	8096-1373	1	COVER
11	8091-3021	1	FUSE DECAL (inside cover)
12	7736-3265	3	RELAY, SINGLE POLE DOUBLE THROW
13	7738-3377	1	RELAY, SINGLE POLE SINGLE THROW
*14	8036-3116	1	FLASHER MODULE
15	8096-4008	AR	FUSE, 5 AMP
	7736-3267	AR	FUSE, 10 AMP
	8096-4009	AR	FUSE, 25 AMP

* - Changed part number on item 14.
PCN 020135-GP



Item	Part No.	Qty.	Description Of Part
1	8096-6004	1	FOOT PEDAL WELDMENT
2		Ref	FOOT OPERATED PEDAL VALVE ASSY (see page UP4-12 for details)
3	8820-1019	4	HEX HD CAPSCREW, 5/16-18X3/4, GR5
4	8856-1003	11	FLAT WASHER, 5/16
5	7714-3006	15	WHIZ-LOK NUT, 5/16-18
6	8852-1305	1	HEX LOCKNUT, 5/16-18
7	8877-1104	1	LINK
8	8825-1029	1	SOCKET HD SHOULDER SCREW, 3/8X3 (5/16-18 thread)

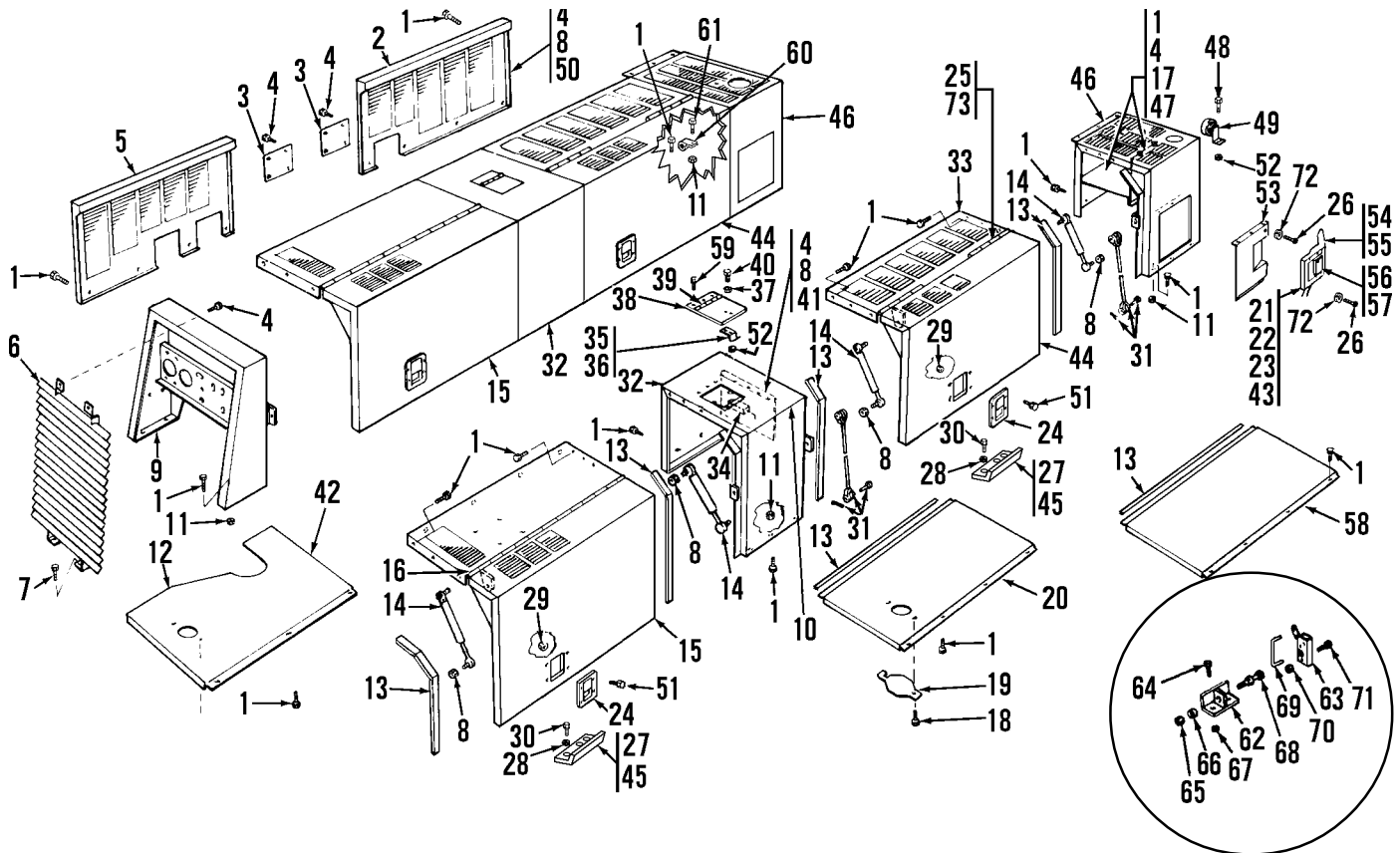
Item	Part No.	Qty.	Description Of Part
9	7736-1082	1	FOOT PEDAL
10	8343-1013	2	NYLON BEARING
11	8820-1009	2	HEX HD CAPSCREW, 1/4-20X2, GR5
12		Ref	DIRECTIONAL CONTROL VALVE ASSY (see page UP4-13 for details)
13	8856-1107	2	FLAT WASHER, 1/4
14	8850-1004	2	HEX NUT, 1/4-20
15	8855-1009	2	LOCKWASHER, 1/4



NOTE: ITEMS 83 AND 84 ARE USED
 AFTER MACHINE SERIAL
 NUMBER 0411287

Item	Part No.	Qty.	Description Of Part	Item	Part No.	Qty.	Description Of Part
1	8067-6016	1	RESERVOIRCOVER	45	8855-1011	4	LOCKWASHER, 3/8
2	8097-3025	10	WHIZ-LOK SCREW, 3/8-16X1	46	8094-1066	1	SHOCK PLATE
3	8820-1142	2	HEX HDCAPSCREW, 1-8X4-1/2, GR5	47	8366-3187	1	LATCH
4	8855-1018	2	LOCKWASHER, 1	48	8830-4925	4	ROUND HD MACHINE SCREW, #8-32X1/2
5	8856-1011	2	FLAT WASHER, 1	49	8852-1604	4	HEX LOCKNUT, #8-32
6	8064-0001	1	COUNTERWEIGHT	50	8067-6012	1	FRONT VALVE COVER
7	8320-1030	2	HEX HDCAPSCREW, 1-8X3-1/2, GR5	51	8521-1088	1	RUBBER BUMPER
8	8096-5010	1	SWING LIGHT ASSY, (includes items 9 thru 11 & 71)	52	8830-1077	1	ROUND HD MACHINE SCREW, #8-32X1-1/4
9	8096-3078	1	SWING LIGHT HOUSING	53	8855-1009	8	LOCKWASHER, 1/4
10	8096-3022	2	SWING LIGHT	54	8852-1604	1	HEX LOCKNUT, #8-32
11	8830-1101	4	ROUND HD MACHINE SCREW, #10-24X2-1/4	55	8067-3003	1	GRAB RAIL
12	8820-1005	4	HEX HDCAPSCREW, 1/4-20X1, GR5	56	8820-1066	3	HEX HDCAPSCREW, 1/2-13X1-1/2, GR5
13	8067-6028	1	FUEL TANK COVER	57	8855-1013	4	LOCKWASHER, 1/2
14	8097-3025	15	WHIZ-LOK SCREW, 3/8-16X1	58	8067-3004	1	GRAB RAIL
15	7714-3015	7	WHIZ-LOK NUT, 3/8-16	59	9114-3357	1	HORN
16	8097-6026	1	DOOR SUPPORT, (includes item 17)	60	8320-1176	2	HEX HDCAPSCREW, 1-8X7-1/2, GR8, (loctite & torque to 795-845 ft. lbs.)
17	8097-3034	1	HINGE	61	8024-1137	4	SPECIAL WASHER
18	8820-1003	3	HEX HDCAPSCREW, 1/4-20X3/4, GR5	62	8820-1105	4	HEX HDCAPSCREW, 5/8-11X4, GR5
19	7714-3013	3	WHIZ-LOK NUT, 1/4-20	63	8688-1287	4	WASHER
20	8097-1112	1	CLAMP BAR	64	8064-6021	4	UPPER FRAME
21	7714-3003	2	WHIZ-LOK SCREW, 5/16-18X5/8	65	8688-1227	1	SHOCK MOUNT
22	7714-3006	2	WHIZ-LOK NUT, 5/16	66	8820-1065	1	HEX HDCAPSCREW, 1/2-13X1, GR5
23	8368-3540	AR	TRIM LOK	67	8852-1210	4	HEX LOCKNUT, 5/8-11
24	8097-3031	1	FLUSH BOLT	68	8094-3007	1	CRADLE STOP
25	8097-1113	1	FUEL TANK DOOR	69	8820-1067	1	HEX HDCAPSCREW, 1/2-13X1-1/2, GR5
26	7714-3016	6	WHIZ-LOK SCREW, #10-24X3/4	70	8094-1065	1	CRADLE STOP CHANNEL
27	8097-1082	AR	SHIM	71	8096-4049	2	SWING LIGHT LENS, RED
28	8097-1081	1	STRIKER	72	8097-6022	1	STRIKER SUPPORT
29	7714-3017	6	WHIZ-LOK NUT, #10-24	73	7738-3446	1	ROTARY LATCH
30	8097-3030	1	SPRING PLUNGER	74	8097-3025	2	WHIZ-LOK SCREW, 3/8-16X1
31	8067-1027	1	LATCH ROD	75	8850-1007	1	HEX NUT, 7/16-14
32	8097-6085	1	DOOR ASSY	76	8668-3431	1	CUPPED WASHER
33	8097-1177	1	HINGE PIN	77	7714-3015	1	WHIZ-LOK NUT, 3/8-16
34	7714-3004	4	WHIZ-LOK NUT, 5/16-18	78	7716-3104	1	STRIKER PIN
35	8097-3019	1	GAS SPRING	79	8097-3027	1	LATCH WIRE
36	9120-3146	1	HOOD STOP CABLE	80	7714-3006	1	WHIZ-LOK NUT, 5/16-18
37	8820-1034	3	HEX HDCAPSCREW, 3/8-16X7/8, GR5	81	8820-1022	2	HEX HDCAPSCREW, 5/16-18X1-1/2, GR5
38	8820-1037	3	HEX HDCAPSCREW, 3/8-16X1-1/2, GR5	82	8856-1004	3	FLAT WASHER, 3/8
39	9002-7470	3	HARDENED WASHER, 3/8	83	8064-1157	AR	SHIM, 1/16
40	8096-1252	AR	LATCHSHIM	84	8064-1158	AR	SHIM, 1/8
41	8097-1261	1	LATCHBRACKET	85	8064-1159	AR	SHIM, 1/4
42	8067-6026	1	VALVE COVER	*86	8097-1257	2	HINGE
43	8858-1117	2	RETAINING RING				
44	8820-1034	4	HEX HDCAPSCREW, 3/8-16X3/4, GR5				

* - Added item 86.



OLD STYLE LATCH

Item	Part No.	Qty.	Description Of Part	Item	Part No.	Qty.	Description Of Part
1	8097-3025	62	WHIZ-LOK BOLT, 3/8-16X1	39	8097-3034	1	HINGE
2	8067-1020	1	FIXED PANEL	41	8094-3004	1	RUBBER FLAP
3	8097-1097	2	COVER	42	8067-1021	3	COVER SUPPORT
4	7714-3003	15	WHIZ-LOK SCREW, 5/16-18X5/8	43	8368-1905	3"	SHRINK WRAP
5	8097-1266	1	FIXED PANEL	44	8097-6079	1	DOOR ASSY
6	8097-6019	1	LOUVRE WELDMENT	45	8097-1265	A/R	LATCH SHIM
7	7714-3004	2	WHIZ-LOK SCREW, 5/16-18X1-1/4	46	8097-6052	1	REAR ENGINE COVER
8	7714-3006	16	WHIZ-LOK NUT, 5/16-18	47	8097-1183	1	HEAT SHIELD
9	8097-6018	1	FRONT ENGINE COVER	48	8820-1003	1	HEX HD CAPSCREW, 1/4-20X3/4, GR5
10	8395-3008	3	TOP GRILL PANEL	49	9114-3357	1	HORN
11	7714-3015	21	WHIZ-LOK NUT, 3/8-16	50	8067-1030	1	OFFSET SUPPORT
12	8067-1019	1	FRONT BELLYPAN	51	8830-1090	8	ROUND HD MACHINE SCREW, #10-24x1/2
13	8368-3540	A/R	TRIM LOK	52	7714-3013	4	WHIZ-LOK NUT, 1/4-20
14	8097-3019	4	GAS SPRING	53	8097-1136	1	ACCESS COVER
15	8067-6029	1	DOOR ASSY	54	8096-5010	1	SWING LIGHT ASSY, (includes items 21, 22, 23, 43, and 55 thru 57)
16	8067-6030	1	FRONT ENGINE COVER	55	8096-3078	1	SWING LIGHT HOUSING
17	8097-1189	1	HEAT SHIELD	56	8096-3022	2	SWING LIGHT
18	8820-1031	6	HEX HD CAPSCREW, 3/8-16X1/2, GR5	57	8830-1101	4	ROUND HD MACHINE SCREW, #10-24X2-1/4
19	8097-1049	1	ACCESS PLATE	58	8067-1048	1	REAR BELLYPAN
20	8067-1047	1	MIDDLE BELLYPAN	59	8820-1001	3	HEX HD CAPSCREW, 1/4-20X1/2, GR5
21	8096-3069	4	MALE TERMINAL	60	9120-3039	1	SUPPORT CLAMP
22	8096-3066	4	CABLE SEAL	8594-1016	1	SUPPORT CLAMP	
23	8096-3058	2	SHROUD CONNECTOR	61	8097-3096	1	WHIZ-LOK BOLT, 3/8-16X1-1/2
24	8027-3004	2	SLAM LATCH	62	8097-6022	2	STRIKER SUPPORT
25	8858-1117	8	RETAINING RING	63	7738-3446	2	ROTARY LATCH
26	8820-1005	10	HEX HD CAPSCREW, 1/4-20X1, GR5	64	8097-3025	4	WHIZ-LOK SCREW, 3/8-16X1
27	8097-1261	2	LATCH BRACKET	65	8850-1007	2	HEX NUT, 7/16-14
28	9002-7470	2	HARDENED WASHER	66	8668-3431	2	CUPPED WASHER
29	8852-1605	8	HEX LOCKNUT, #10-24	67	7714-3015	2	WHIZ-LOK NUT, 3/8-16
30	8820-1037	4	HEX HD CAPSCREW, 3/8-16X1-1/2, GR5	68	7716-3104	2	STRIKER PIN
31	7738-3144	2	HOOD STOP CABLE	69	8097-3027	2	LATCH WIRE
32	8097-6108	1	RADIATOR COVER, (includes item 34)	70	7714-3006	2	WHIZ-LOK NUT, 5/16-18
33	8097-6080	1	ENGINE COVER	71	8820-1022	4	HEX HD CAPSCREW, 5/16-18X1-1/2, GR5
34	8521-1031	1	LATCH BOLT	72	8855-1009	10	LOCK WASHER, 1/4
35	8097-1081	1	STRIKER	73	8097-1262	4	HINGE PIN
36	8097-1082	A/R	SHIM				
37	7714-3017	2	WHIZ-LOK NUT, #10-24				
38	8097-6023	1	RADIATOR FILL LID, (includes item 39)				

NOTE: PREVIOUS STYLE SWING LIGHT COMPONENTS

INCLUDE: 8096-3022 SWING LIGHT

8097-1115 LIGHT BRACKET

8820-1003 HEX HD CAPSCREW, 1/4-20X3/4, GR5

7714-3013 WHIZ-LOK NUT, 1/4-20

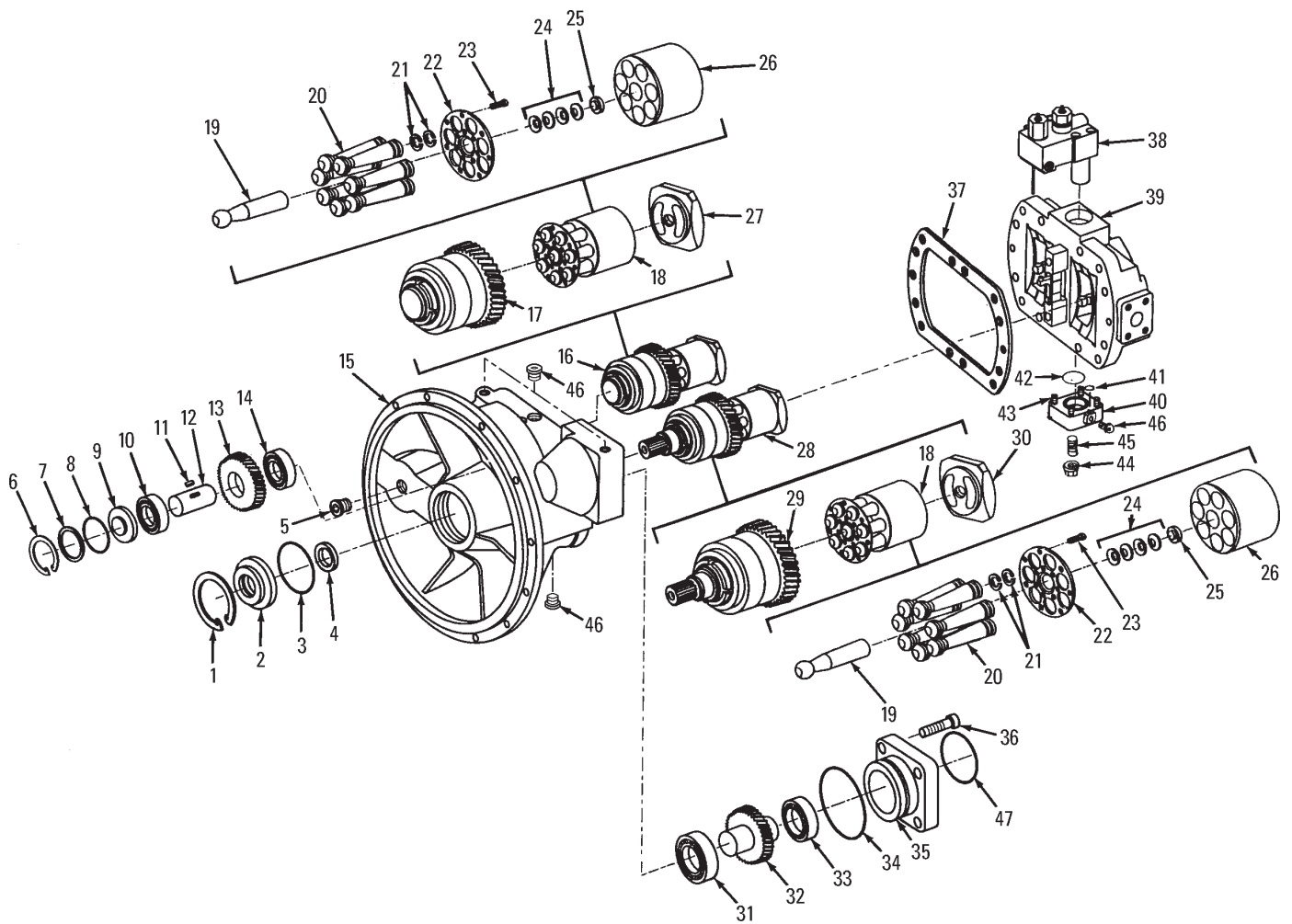
8830-1101 ROUND HD MACHINE SCREW, #10-24X2-1/4

8852-1605 HEX LOCKNUT, #10-24

PLUS ITEMS 21 THRU 23 FROM THE ABOVE LIST.

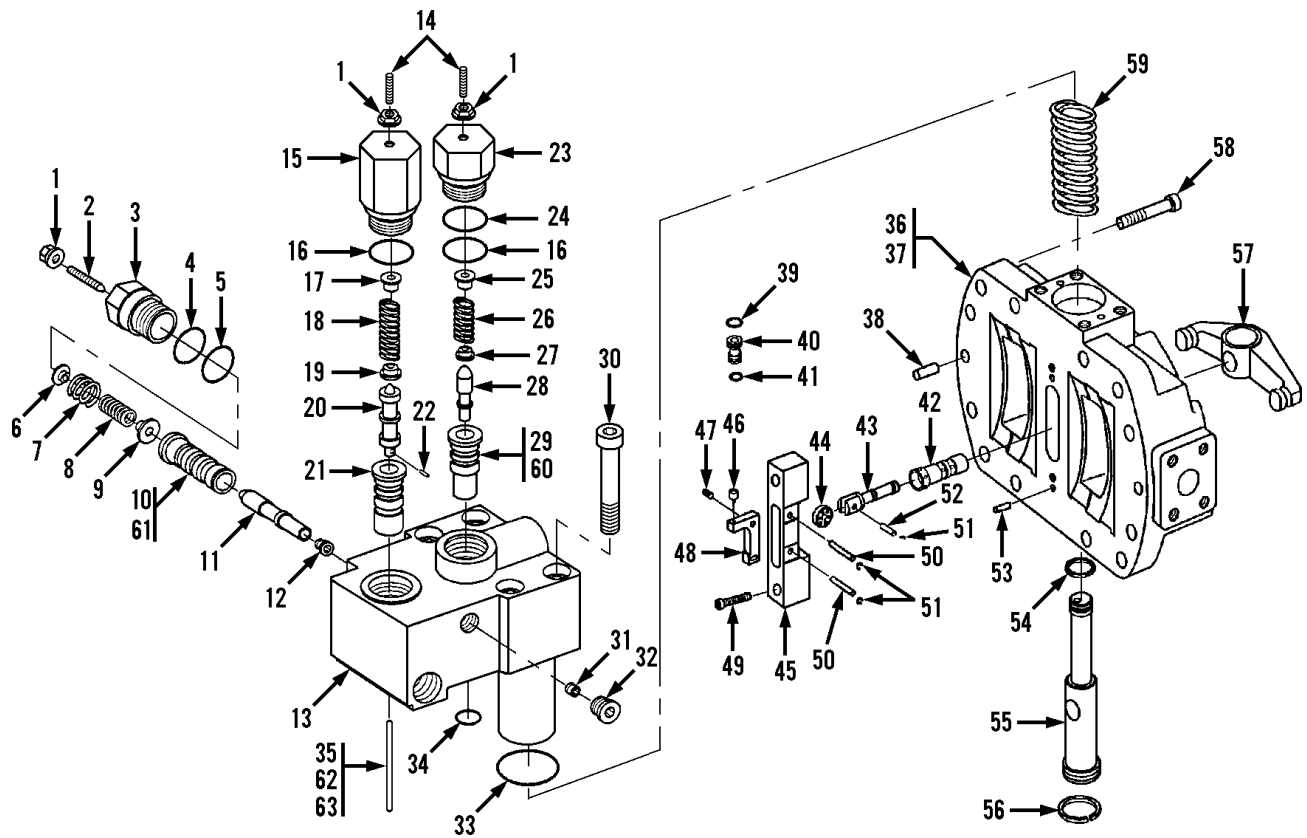
PREVIOUS STYLE SWING LIGHT IS APPLICABLE THRU MACHINE S/N #0515100.

* - Revised illustration & parts list.



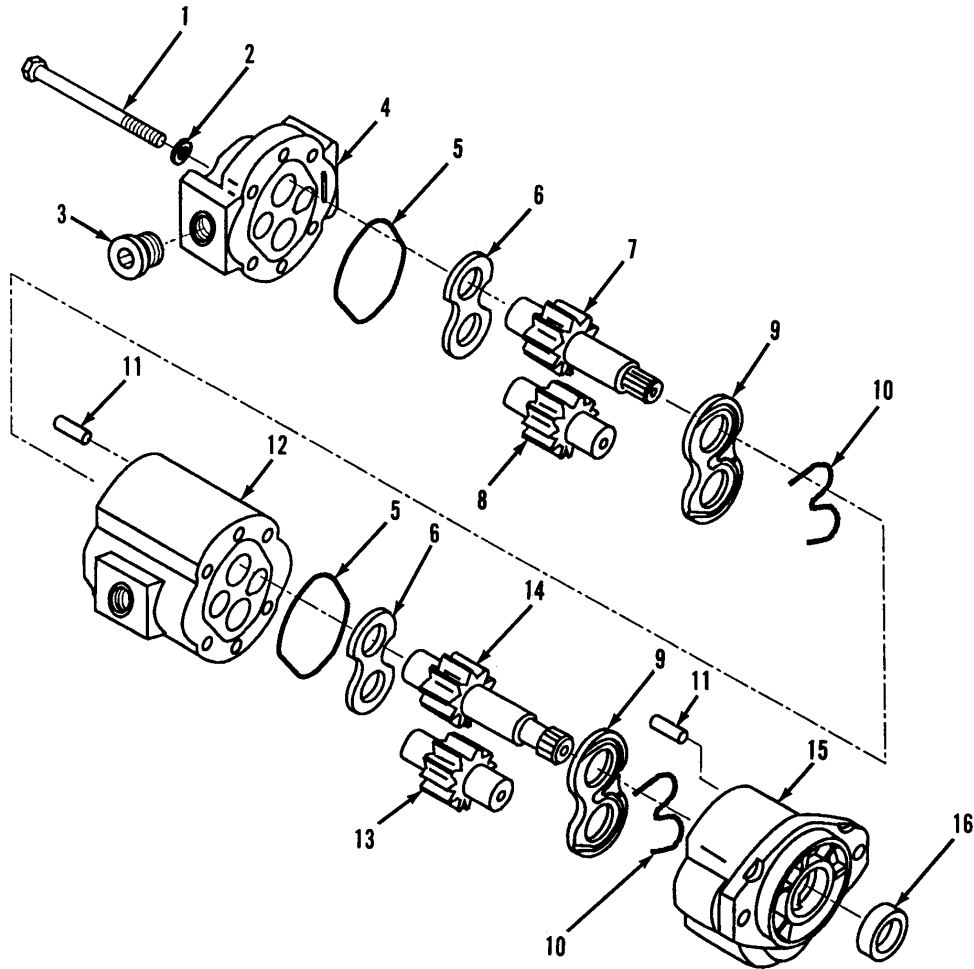
Item	Part No.	Qty.	Description Of Part	Item	Part No.	Qty.	Description Of Part
	8093-3005	1	MAIN PUMP ASSY, (includes all items)	25		AR	SPRING COLLAR, (9.55 MM)
	8093-4270	1	SEAL KIT, (kit includes items 3, 4, 8, 34, 37, 41, 42 & 44 on page UP4-1, and items 1, 4, 5, 16, 24, 33, 34, 39 & 41 on page UP4-2)			AR	SPRING COLLAR, (9.65 MM)
1	8093-4271	1	INTERNAL RETAINING RING			AR	SPRING COLLAR, (9.75 MM)
2	8093-4272	1	FRONT COVER			AR	SPRING COLLAR, (9.85 MM)
3	8093-4273	1	O-RING			AR	SPRING COLLAR, (9.95 MM)
4	8093-4274	1	SHAFT SEAL			AR	SPRING COLLAR, (10.05 MM)
5	8093-4162	1	PLUG			AR	SPRING COLLAR, (10.15 MM)
6	8093-4275	1	INTERNAL RETAINING RING	26		1	BARREL
7	8093-4276	1	SHIM	27		1	CONTROLLERS, CCW
8	8093-4277	1	O-RING	28	8093-4302	1	ROTARY GROUP, DRIVE, (includes items 18, 29 & 30)
9	8093-4278	1	COVER	29	8093-4303	1	SHAFT BEARING ASSY
10	8093-4279	1	ROLLER BEARING	30		1	CONTROLLERS, CW
11	8093-4280	1	KEY	31	8093-4305	1	BALL BEARING
12	8093-4281	1	SHAFT	32	8093-4306	1	GEAR
13	8093-4282	1	GEAR	33	8093-4307	1	BALL BEARING
14	8093-4283	1	ROLLER BEARING	34	8093-4577	1	O-RING
15	8093-4284	1	HOUSING	35	8093-4308	1	FLANGE
16	8093-4285	1	ROTARY GROUP, DRIVEN, (includes items 17, 18 & 27)	36	8093-4309	4	SOCKET HD CAPSCREW
17	8093-4286	1	SHAFT BEARING ASSY	37	8093-4310	1	GASKET
18	8093-4287	2	HYDRAULIC ROTARY GROUP, (includes items 19 thru 26)	38		Ref	CONTROL KIT, LRDS, (see page UP4-2 for details)
19		1	CENTER PIN	39		Ref	PORT BLOCK ASSY, (see page UP4-2 for details)
20		7	PISTON	40	8093-4311	1	STROKING PISTON COVER ASSY, (includes items 41 thru 45 & one of item 46)
21		14	PISTON RING	41	8392-4160	1	O-RING
22		1	RETAINING PLATE	42	8093-4312	1	O-RING
23		4	SCREW	43	8093-4313	4	SOCKET HD CAPSCREW
24		4	BELLEVILLE WASHER	44	8093-4314	1	SEAL NUT
				45	8093-4315	1	ADJUSTING SCREW
				46	8093-4486	4	PLUG
				*47	8093-3139	1	O-RING

* - Changed part number on item 47.
MF

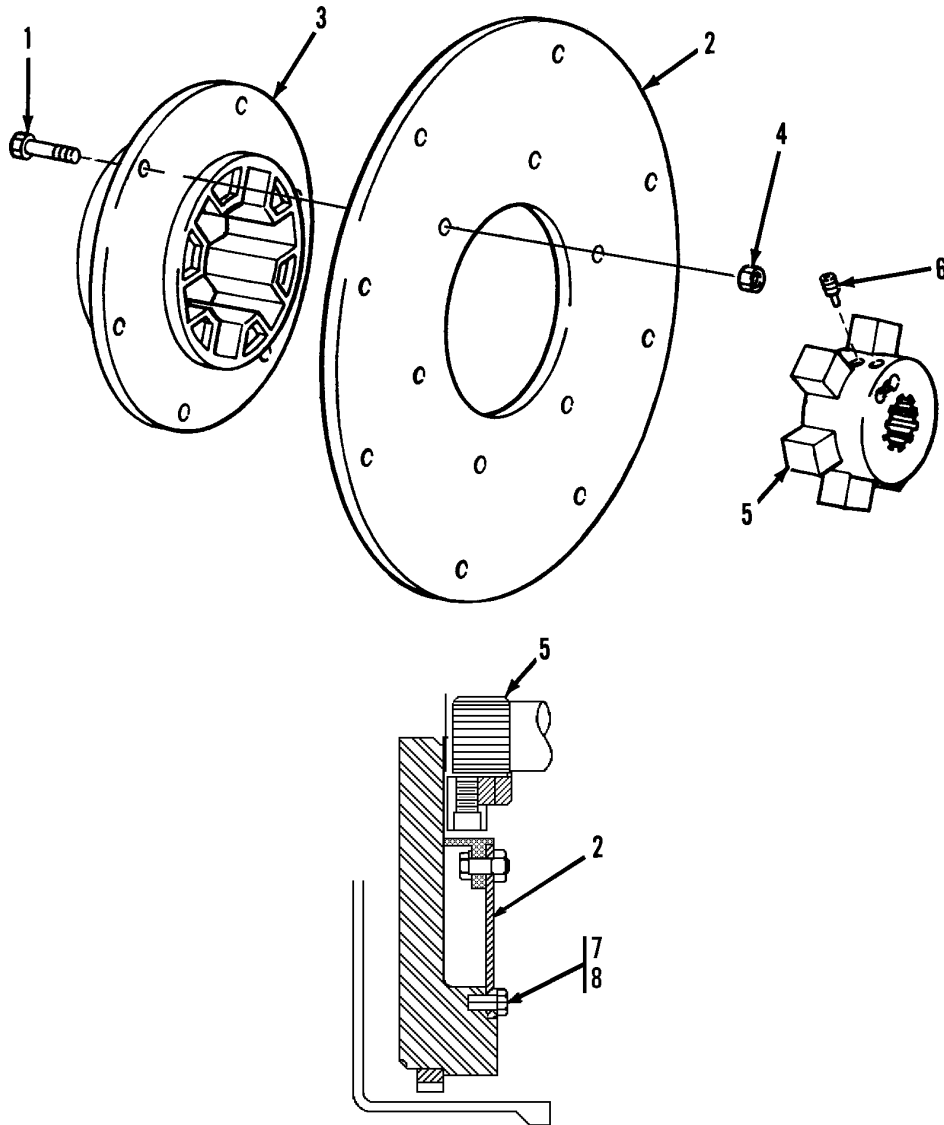


Item	Part No.	Qty.	Description Of Part	Item	Part No.	Qty.	Description Of Part
	8093-4389	1	CONTROL KIT ASSY, (includes items 1 thru 35)	36	8093-4420	1	PORT BLOCK ASSY, (includes items 37 thru 59)
1	8392-4164	3	SEAL NUT	37	8093-4421	1	PORT BLOCK
2	8093-4184	1	ADJUSTING SCREW	38	8093-4422	2	DOWEL PIN
3	8093-4390	1	CAP	39	8093-4179	1	O-RING
4	8093-4391	1	BACK-UP RING	40	8093-4424	1	BUSHING
5	8093-4392	1	O-RING	41	8093-4202	1	O-RING
6	8093-4393	1	SPRING COLLAR	42	8093-4425	1	CONTROL BUSHING
7	8093-4394	1	SPRING, OUTER	43	8093-4426	1	CONTROL PISTON
8	8093-4395	1	SPRING, INNER	44	8093-4427	1	ROLLER
9	8093-4396	1	SPRING COLLAR	45	8093-4428	1	BRACKET
10	8093-4397	1	BUSHING	46	8093-4429	1	ROD HOLDER
11	8093-4398	1	PISTON	47	8093-4430	1	NEEDLE BEARING
12	8093-4399	1	PLUG	48	8093-4431	1	FEEDBACK LEVER
13		1	BODY	49	8093-4124	2	SOCKET HD CAPSCREW
14	8093-4400	2	ADJUSTING SCREW	50	8093-4432	2	PIN
15	8093-4401	1	CAP	51	8093-4433	6	RETAINING RING
16	8093-4088	2	O-RING	52	8093-4434	1	PIN
17	8093-4402	1	SPRING COLLAR	53	8093-4435	2	DOWEL PIN
18	8093-4403	1	SPRING	54	8093-4436	1	PISTON RING
19	8093-4404	1	SPRING COLLAR	55	8093-4437	1	STROKING PISTON
20	8093-4405	1	SPOOL	56	8093-4438	1	PISTON RING
21	8093-4406	1	BUSHING	57	8093-4439	1	YOKE
22	8093-4407	1	PIN	58	8093-4313	8	SOCKET HD CAPSCREW
23	8093-4408	1	CAP	59	8093-4440	1	SPRING
24	8093-4409	1	BACK-UP RING	60	8093-4579	2	SQUARE RING
25	8093-4410	1	SPRING COLLAR	61	8093-4648	1	SQUARE RING
26	8093-4411	1	SPRING	*62	8093-4671	1	O-RING
27	8093-4412	1	SPRING COLLAR	*63	8093-4672	1	O-RING
28	8093-4413	1	SPOOL				NOTE: ITEMS 1, 4, 5, 16, 24, 33, 34, 39 & 41 ARE INCLUDED IN 8093- 4270 SEAL KIT. SEE PAGE UP4-1 FOR DETAILS.
29	8093-4414	1	BUSHING				NOTE: ONLY ITEMS WITH PART NUMBERS ARE AVAILABLE FOR SERVICE.
30	8093-4415	4	SOCKET HD CAPSCREW				
31	8093-4416	1	ORIFICE, (1.0 MM)				
32	8093-4417	1	PLUG				
33	8093-4418	1	O-RING				
34	8392-4160	3	O-RING				
35	8093-4419	1	FEEDBACK ROD				

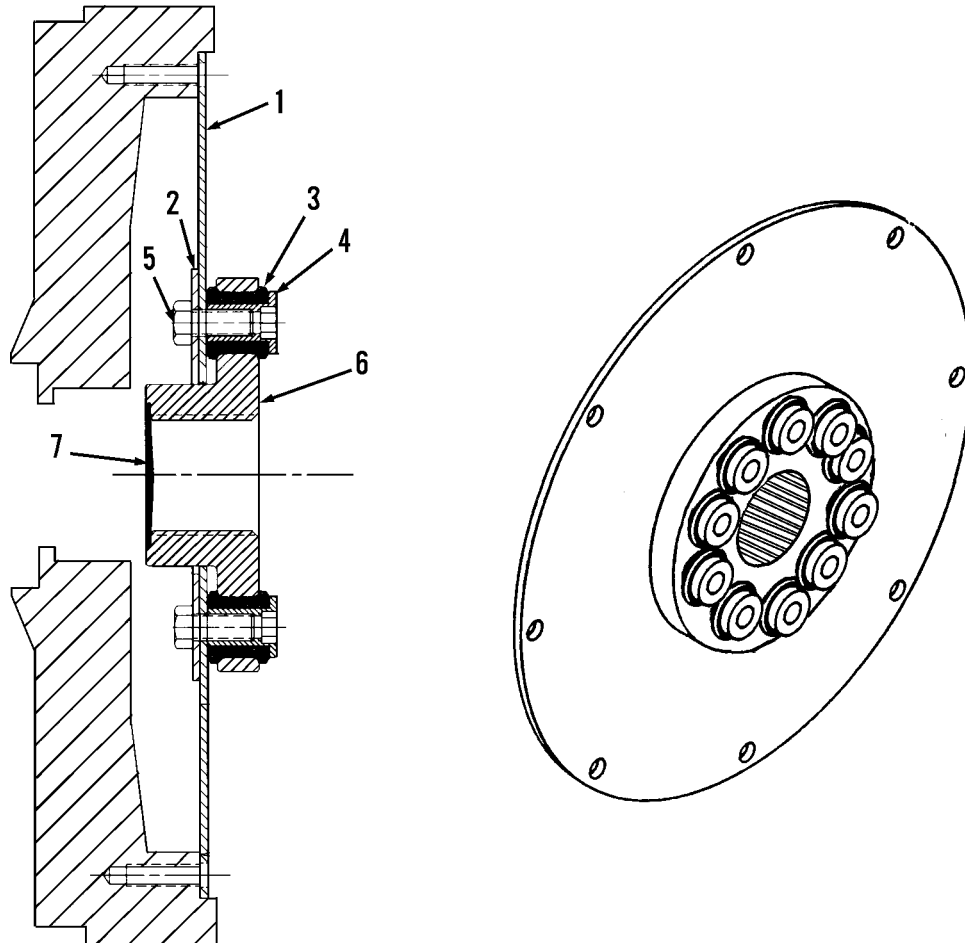
* - Added items 62 & 63.



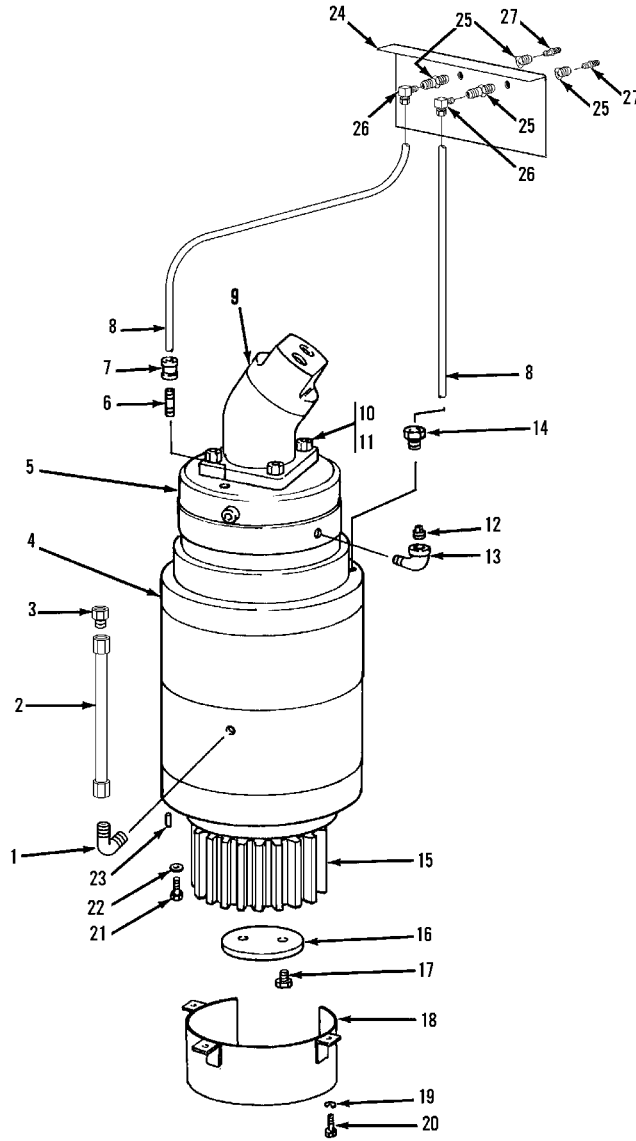
Item	Part No.	Qty.	Description Of Part
	8093-3076	1	GEAR PUMP ASSY, (includes all items)
	8093-4211	AR	SEAL KIT, (includes items 5, 10 & 16)
1	8093-4212	4	HEX HD CAPSCREW
2	9103-4058	4	WASHER
3	8093-4079	1	SOCKET HD PLUG
4	8093-4213	1	REAR COVER
5	8093-4214	2	SQUARE CUT RING
6	8093-4215	2	THRUST PLATE
7	8093-4216	1	DRIVE GEAR
8	8093-4217	1	DRIVEN GEAR
9	8093-4218	2	WEAR PLATE
10	8093-4219	2	LOAD SEAL
11	8093-4220	4	DOWEL PIN
12	8093-4221	1	REAR BODY
13	8093-4222	1	DRIVEN GEAR
14	8093-4223	1	DRIVE GEAR
15	8093-4224	1	FRONT BODY
16	8093-4225	1	SHAFT SEAL



Item	Part No.	Qty.	Description Of Part
	8097-3004	1	PUMP COUPLER ASSY, (includes all items)
1	8097-4014	6	HEX HD CAPSCREW, M12X25X8.8
2	8097-4015	1	PLATE
3	8097-4016	1	UNIVERSAL ELEMENT
4	8097-4017	6	HEX NUT, M12
5	8097-4018	1	HUBSTAR
6	8097-4019	2	SET SCREW, M12X16, DOG POINT, (lubricate & torque to 35-37 ft. lbs.)
7	8820-1033	8	HEX HD CAPSCREW, 3/8-16X3/4, GR5
8	8855-1011	8	LOCKWASHER, 3/8

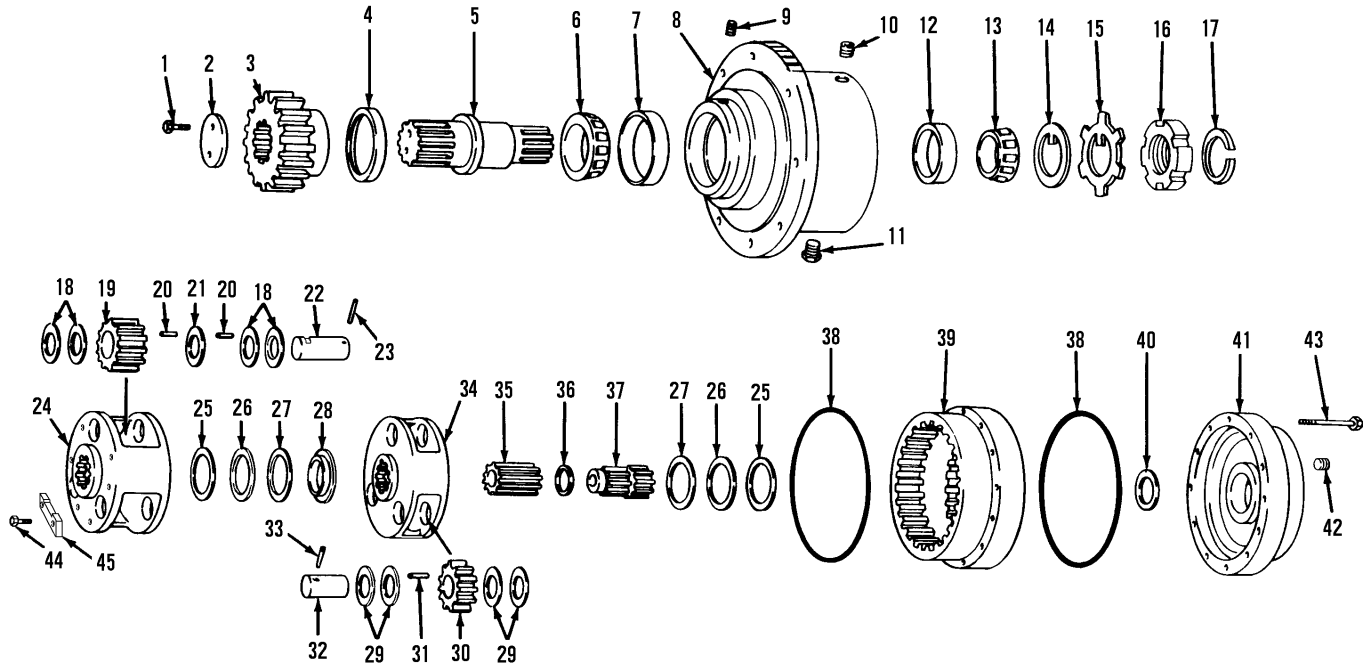


Item	Part No.	Qty.	Description Of Part
	8097-3129	1	PUMP COUPLER ASSY (includes all items)
1	8097-4034	1	FLYWHEEL PLATE
2	8097-4037	1	BACKING PLATE
3	8037-4008	10	BUSHING
4	8037-4007	10	NEOPRENE INSERT
5	8037-4009	10	HEX HD CAPSCREW
6	8097-4035	1	COUPLING HUB
7	8097-4036	1	HUBBARD PLUG



Item	Part No.	Qty.	Description Of Part	Item	Part No.	Qty.	Description Of Part
	8060-5003	1	SWING TRANSMISSION INSTALLATION, (includes items 1 thru 17)	12	8871-1251	1	SQUARE HD PIPE PLUG, 1/4
1	8866-1112	1	MALE ELBOW, 90 DEGREES, 3/8X1/2 TUBE	13	8871-1101	1	STREET ELBOW, 90 DEGREES, 1/4
2	8090-3005	1	TUBE ASSY	14	8688-3044	1	TUBE FITTING
3	8866-1385	1	SQUARE HD PIPE PLUG, 3/8	15	8064-1015	1	SWING PINION
4		Ref	SWING TRANSMISSION ASSY, (see page UP4-6 for details)	16	7714-1036	1	RETAINER PLATE
5		Ref	SWING BRAKE ASSY, (see page UP4-8 for details)	17	8320-1066	2	HEX HD CAPSCREW, 1/2-20X1-1/4, GR8, SELF-LOCKING, (nylok), (lubricate & torque to 75-85 ft. lbs.)
6	8870-1020	1	NIPPLE, 1/8X1-1/2	18	8094-6002	1	SWING PINION GUARD
7	8688-3172	1	TUBE FITTING, (female)	19	8855-1011	3	LOCKWASHER, 3/8
8		54"	NYLON TUBE, 3/8	20	8097-3025	3	WHIZ-LOK SCREW, 3/8-16X1
9		Ref	SWING MOTOR ASSY, (see page UP4-7 for details)	21	8320-1039	8	HEX HD CAPSCREW, 3/4-10X2-1/2, GR8
10	8540-3085	4	HEX LOCKNUT	22	9002-7473	8	HARDENED WASHER
11	8364-1853	4	STUD, (lubricate & torque to 75-85 ft. lbs.)	23	8863-1684	2	DOWEL PIN, 3/4X2
				24		Ref	DEAERATION TANK BRACKET, (see page UP3-16 for details)
				25	8063-3119	2	ANCHOR COUPLING
				26	8688-3046	2	TUBE FITTING
				27	7738-3551	2	MUFFLER

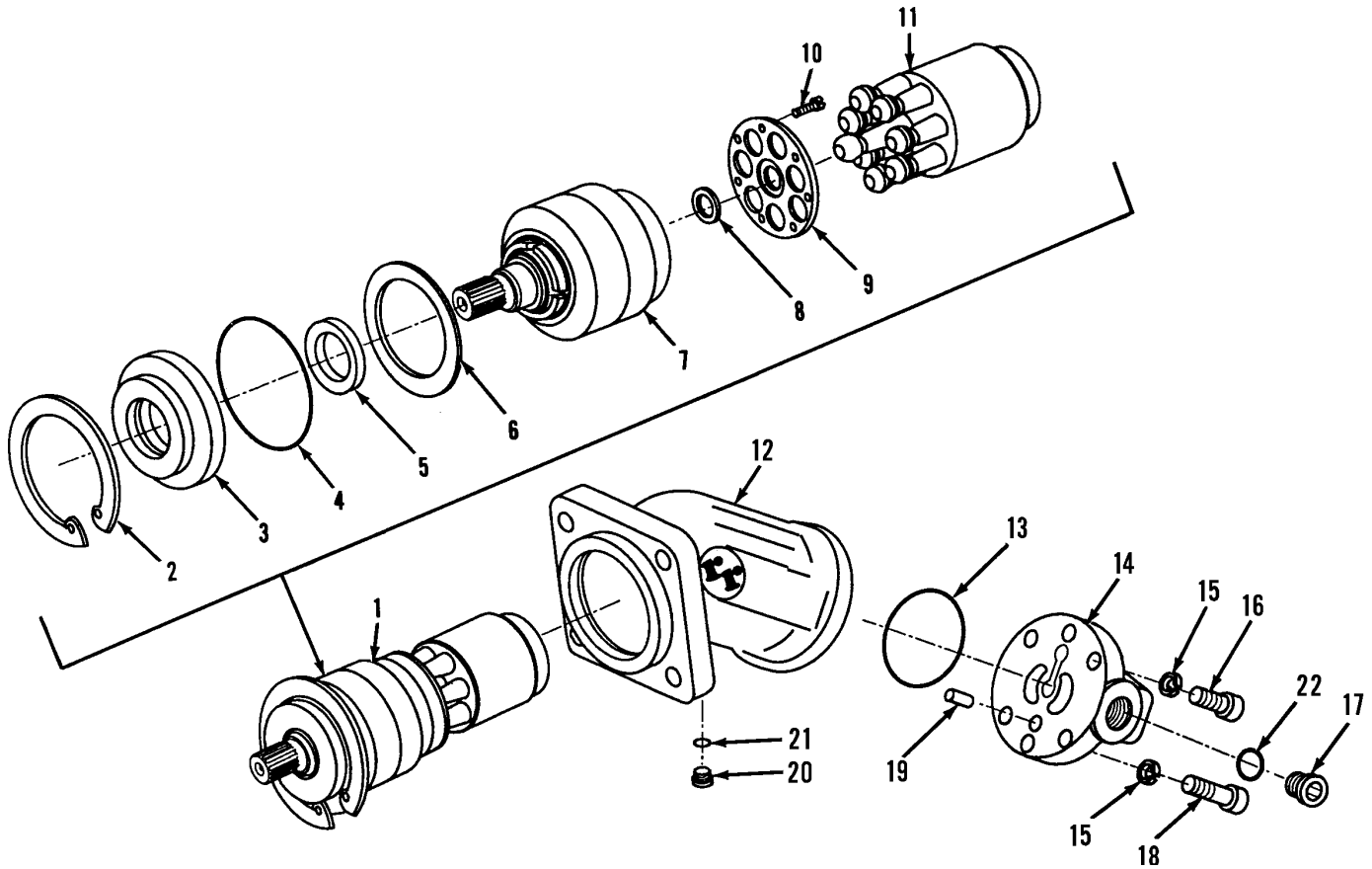
* - Revised parts list & illustration to add vent to muffler.



Item	Part No.	Qty.	Description Of Part
1	8094-3002	1	SWING TRANSMISSION ASSY (includes all items except items 1, 2 & 3)
	8320-1066	2	HEX HD CAPSCREW, 1/2-20X1-1/4, GR8, (NYLOK), (lubricate & torque to 75-85 ft.lbs.)
	7714-1036	1	RETAINER PLATE
2	7714-1036	1	RETAINER PLATE
*3	8064-1015	1	SWING PINION
4	7734-4004	1	OIL SEAL
5	7714-4034	1	OUTPUT SHAFT
6	7734-4006	1	BEARING CONE
7	7734-4007	1	BEARING CUP
8	8364-4010	1	HOUSING
9	7714-4007	2	PIPE PLUG
10	7712-4007	1	PIPE PLUG
11	7714-4008	1	MAGNETIC PLUG
12	7714-4005	1	BEARING CUP
13	7714-4004	1	BEARING CONE
14	7734-4009	1	TANGED WASHER
15	7734-4010	1	LOCKWASHER
16	7734-4011	1	LOCKNUT
17	7734-4012	1	RETAINING RING
18	7714-4012	12	THRUST WASHER
19	7734-4014	3	PLANET GEAR
20	7714-4014	108	NEEDLE ROLLER
21	7714-4015	3	SPACER

Item	Part No.	Qty.	Description Of Part
22	8094-4034	3	PLANET SHAFT
23	8094-4038	3	LOCK PIN
24	8094-4035	1	SECOND STAGE CARRIER
25	9020-2542	2	THRUST WASHER (thick)
26	9020-2543	2	THRUST BEARING
27	7714-4019	2	THRUST WASHER (thin)
28	7714-4020	1	THRUST BEARING CARRIER
29	7714-4022	12	THRUST WASHER
30	7714-4023	3	PLANET GEAR
31	7714-4024	57	NEEDLE ROLLER
32	7714-4025	3	PLANET SHAFT
33	7714-4036	3	ROLL PIN
34	7714-4026	1	FIRST STAGE CARRIER
35	7734-4015	1	SECOND STAGE SUN GEAR
36	7714-4028	2	THRUSTWASHER
37	7734-4016	1	INPUT GEAR
38	7712-4024	2	O-RING
39	7734-4017	1	RING GEAR
40	7712-4027	1	THRUST WASHER
41	7734-4018	1	COVER
42	7712-4007	2	PIPE PLUG
43	7734-4019	24	BOLT
44	8094-4037	6	HEX HD CAPSCREW, 3/8-16X3/4, GR5
45	8094-4036	3	RETAINER PLATE

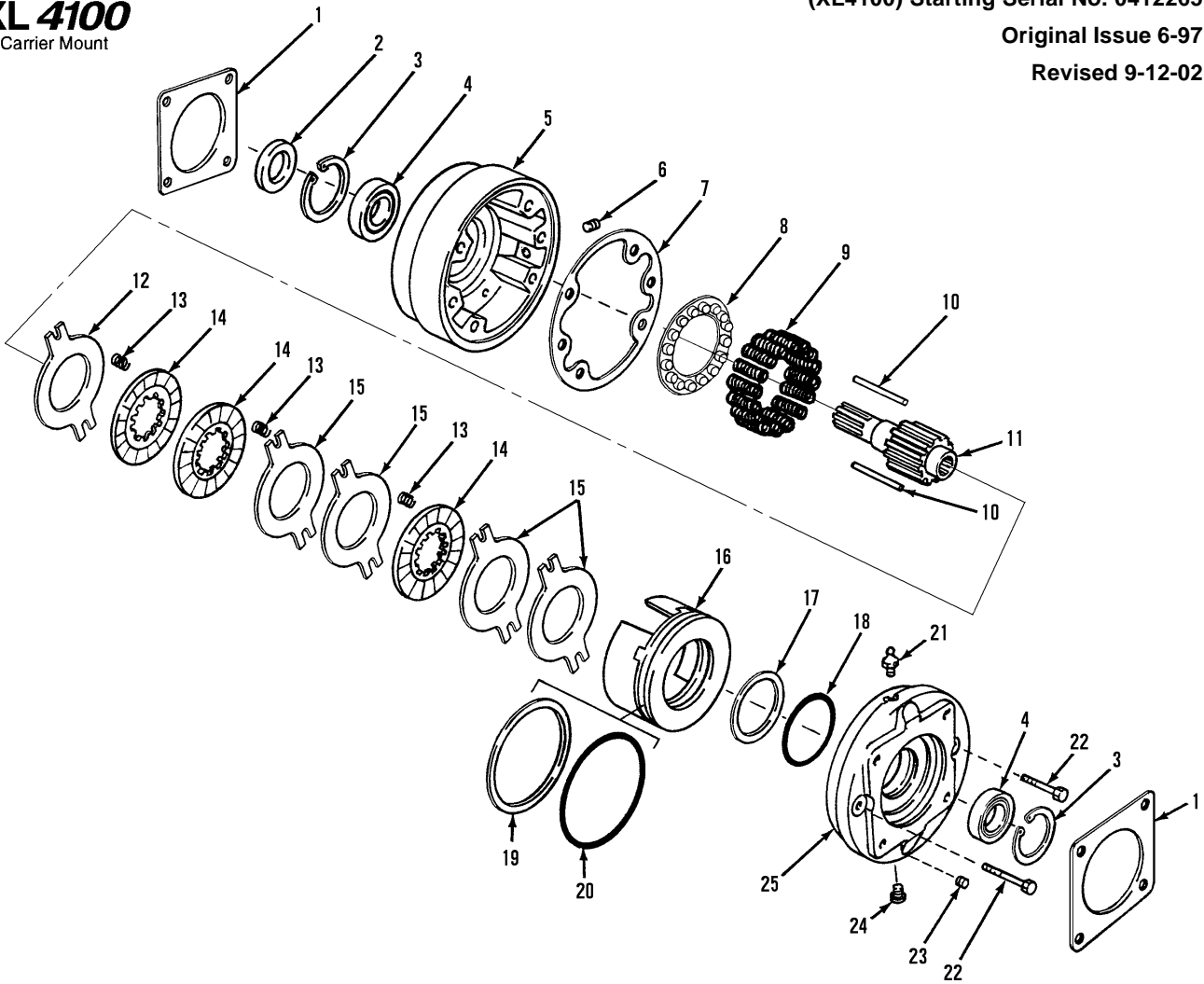
* - Changed part number on item 3.



Item	Part No.	Qty.	Description Of Part
	8063-3001	1	SWING MOTOR ASSY, (includes all items)
*	8093-4050	AR	SEAL KIT, (includes items 4, 5 & 13)
1	8063-4001	1	ROTARY GROUP ASSY, (includes items 2 thru 11)
2	8093-4052	1	INTERNAL SNAP RING
3		1	FRONT COVER
4		1	O-RING
5		1	SHAFT SEAL
6		AR	SHIM, (63X80X0.1)
		AR	SHIM, (63X80X0.3)
7		1	SHAFT & BEARING ASSY
8		1	DISC
9		1	RETAINING PLATE

Item	Part No.	Qty.	Description Of Part
10		7	FILLISTER HD MACHINE SCREW
11		1	HYDRAULIC ROTARY GROUP
12	8093-4073	1	HOUSING
13	8093-4074	1	O-RING
14	8093-4075	1	PORT PLATE
15	8093-4076	6	LOCKWASHER
16	8093-4077	2	SOCKET HD CAPSCREW
17	8063-4002	2	PLUG, (includes item 22)
18	8093-4080	4	SOCKET HD CAPSCREW
19	8093-4081	1	DOWEL PIN
*20	8093-4082	2	PLUG W/O-RING
21	8063-4061	2	O-RING
22	8063-4062	2	O-RING

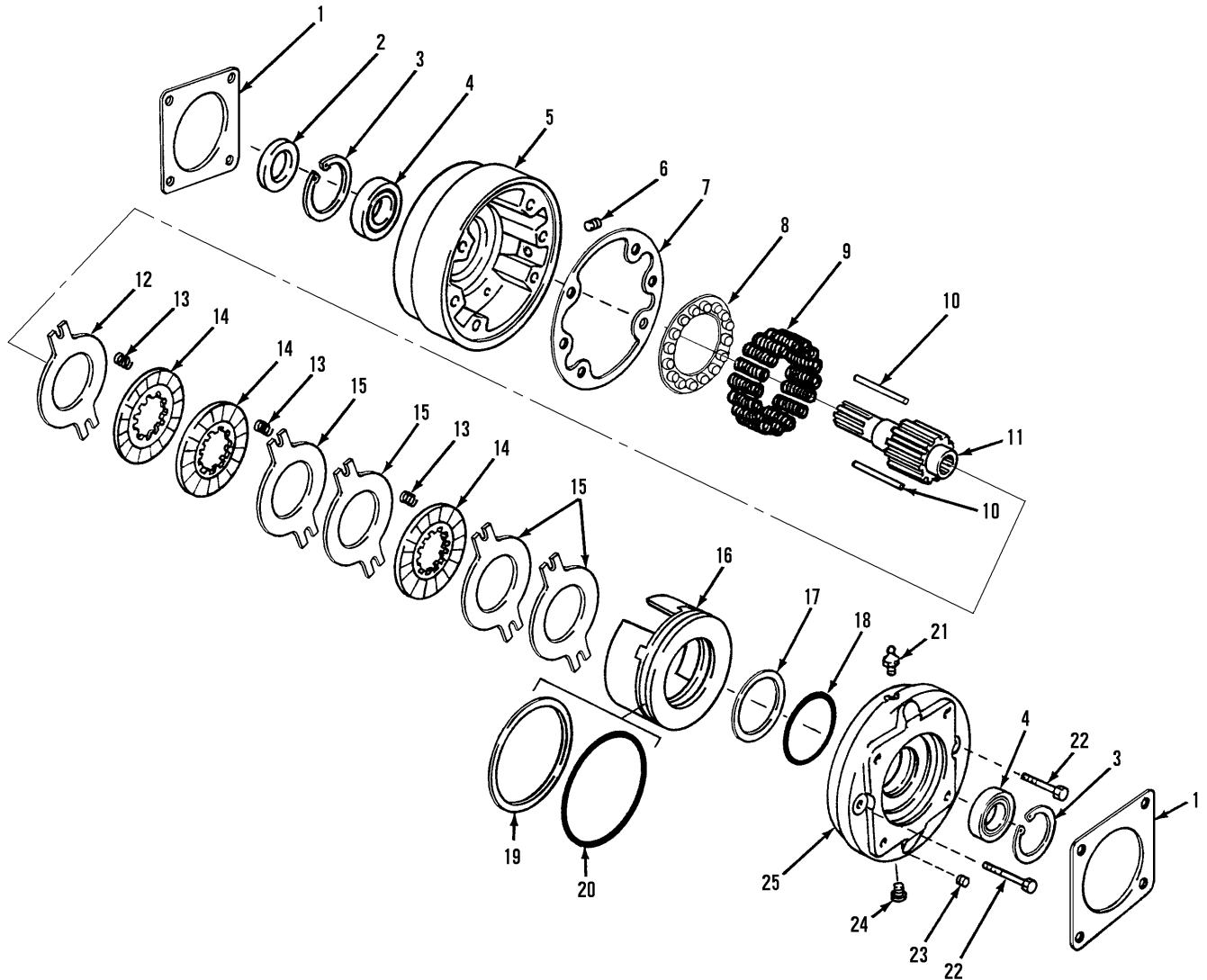
* - Revised inclusion note on seal kit; added part number on item 20.



Item	Part No.	Qty.	Description Of Part
	8094-3008	1	SWING BRAKE ASSY (includes all items)
	7734-4021	AR	BEARING KIT (includes items 2, 3 & 4)
	7734-4022	AR	O-RING KIT (includes items 7, 17, 18, 19 & 20)
	7734-4045	AR	STACK KIT (includes items 9, 10, 12, 13, 14 & 15)
1	8568-1076	2	GASKET
*2	7734-4060	1	OIL SEAL
3	8669-1290	2	RETAINING RING
4	7734-4043	2	BALL BEARING
5	7734-4024	1	HOUSING
6	7734-4047	1	HEX SOCKET PLUG
7	8094-4039	1	GASKET
8	7734-4026	1	SPRING RETAINER

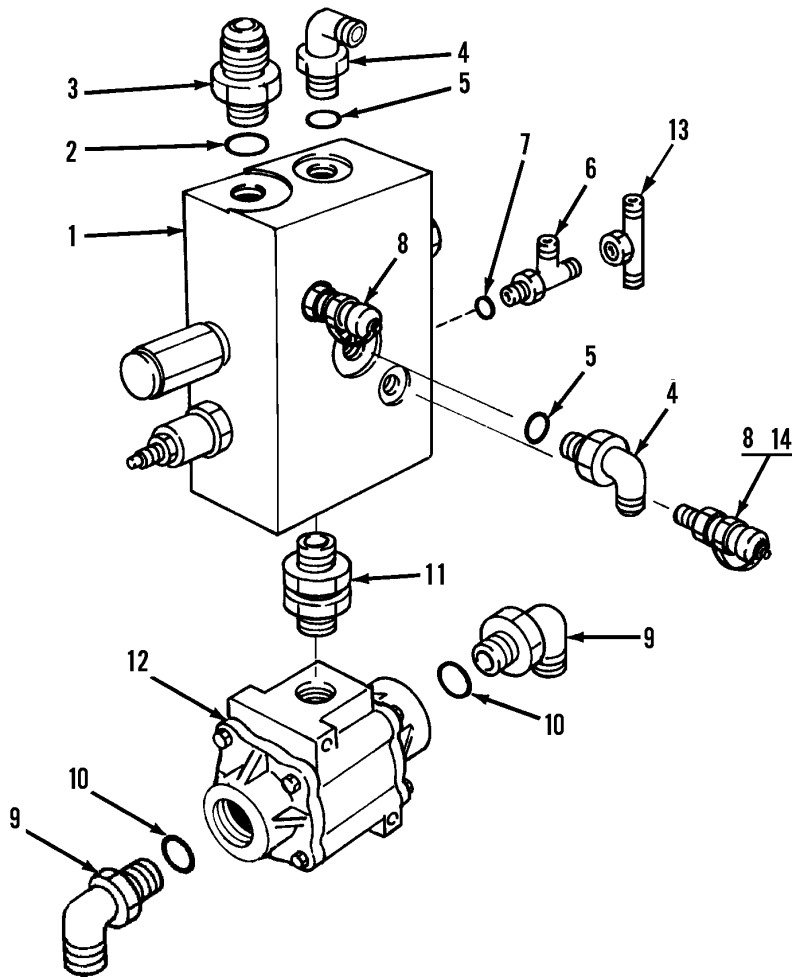
Item	Part No.	Qty.	Description Of Part
9	7713-4212	11	COMPRESSION SPRING
10	7734-4048	2	TORQUE PIN
11	7734-4027	1	SPLINED SHAFT
12	7734-4049	1	PRIMARY DISC
13	8669-1296	6	COMPRESSION SPRING
14	7734-4050	3	ROTATING DISC
15	7734-4051	4	STATIONARY DISC
16	7734-4028	1	PISTON
17	7713-4073	1	BACK-UP RING
18	7713-4074	1	O-RING
19	7734-4052	1	BACK-UP RING
20	7734-4053	1	O-RING
21	8669-3001	1	BLEEDER SCREW
22	8344-1316	2	HEX FLANGE SCREW
23	7734-4030	1	HEX SOCKET PLUG
24	7713-4220	1	PLUG
25	7734-4029	1	POWER PLATE

* - Changed part number on item 2.

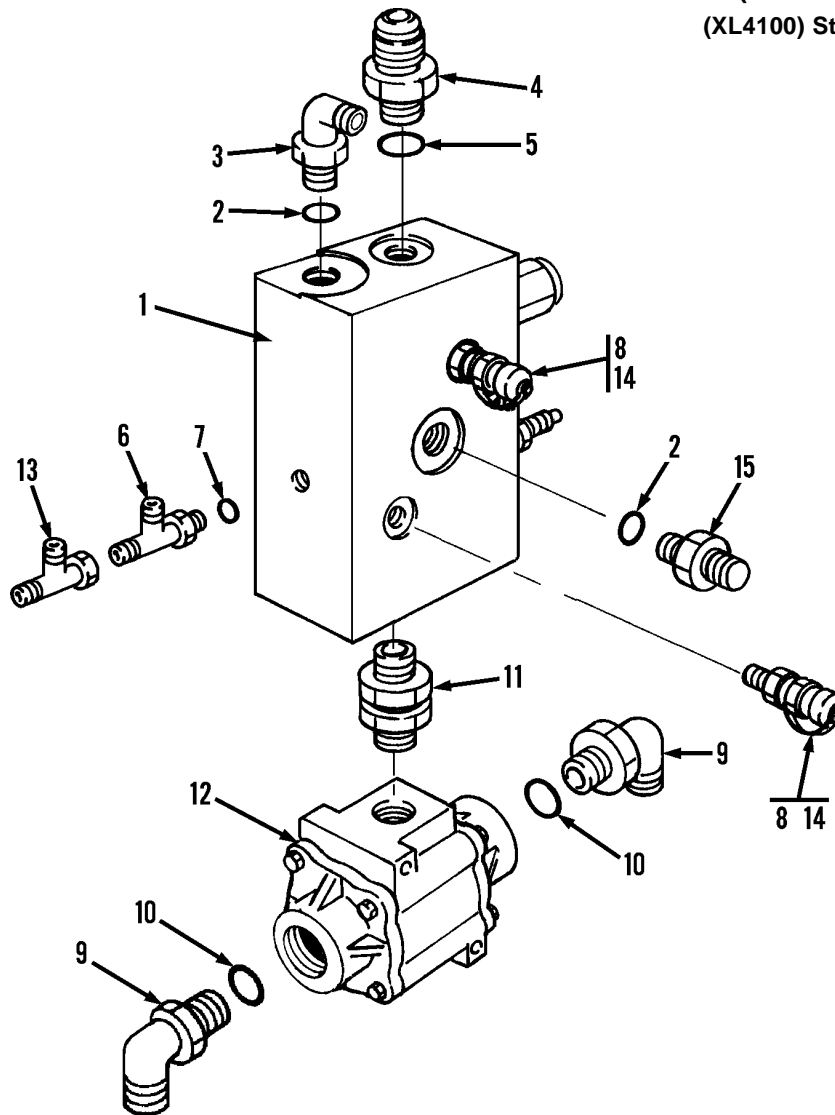


Item	Part No.	Qty.	Description Of Part
	8094-3011	1	SWING BRAKE ASSY (includes all items)
	7734-4021	AR	BEARING KIT (includes items 2, 3 & 4)
	8094-4040	AR	O-RING KIT (includes items 7, 17, 18, 19 & 20)
	8094-4041	AR	STACK KIT (includes items 9, 10, 12, 13, 14 & 15)
1	7734-4046	2	GASKET
2	7734-4060	1	OIL SEAL
3	8669-1290	2	RETAINING RING
4	7734-4043	2	BALL BEARING
5	7734-4024	1	HOUSING
6	7734-4025	1	HEX SOCKET PLUG
7	7734-4047	1	GASKET
8	7734-4026	1	SPRING RETAINER

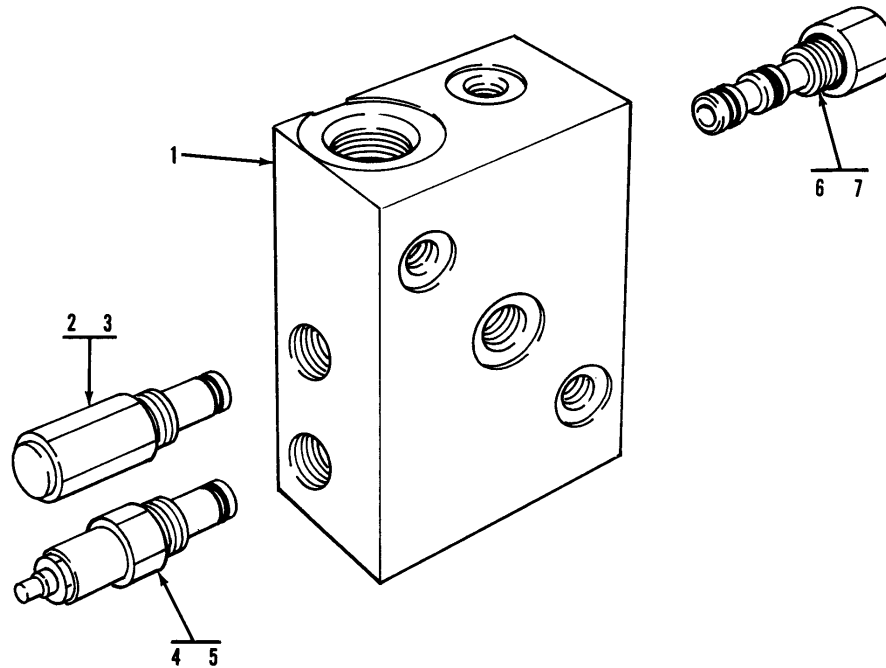
Item	Part No.	Qty.	Description Of Part
9	7713-4212	11	COMPRESSION SPRING
10	7734-4048	2	TORQUE PIN
11	7734-4027	1	SPLINED SHAFT
12	7734-4049	1	PRIMARY DISC
13	8669-1296	6	COMPRESSION SPRING
14	7734-4050	3	ROTATING DISC
15	7734-4051	4	STATIONARY DISC
16	8094-4042	1	PISTON
17	7713-4073	1	BACK-UP RING
18	7713-4074	1	O-RING
19	7734-4052	1	BACK-UP RING
20	7734-4053	1	O-RING
21	8669-3001	1	BLEEDER SCREW
22	8344-1316	2	HEX FLANGE SCREW
23	7734-4030	1	HEX SOCKET PLUG
24	7713-4220	1	PLUG
25	7734-4029	1	POWER PLATE



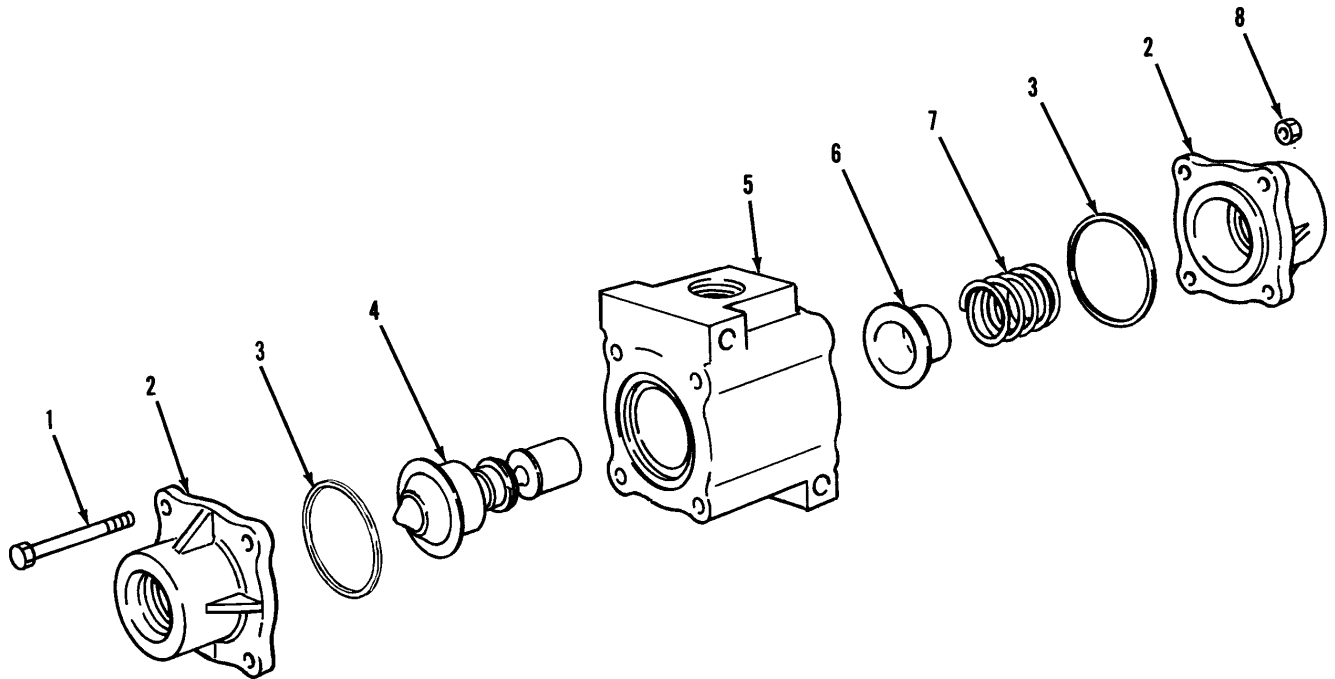
Item	Part No.	Qty.	Description Of Part
1	8063-5020	1	VALVE ASSY, (includes all items)
		Ref	PILOT/STEER VALVE ASSY, (see page UP4-10 for details)
2	8859-1209	1	O-RING
3	8866-2304	1	CONNECTOR, (includes item 2)
4	8866-2065	2	ELBOW, 90 DEGREES, (includes item 5)
5	8859-1205	2	O-RING
6	8866-2139	1	RUN TEE, (includes item 7)
7	8859-1204	1	O-RING
8	7713-3089	2	MINI-CHECK COUPLING, (includes item 14)
9	8866-2429	2	ELBOW, 90 DEGREES, (includes item 10)
10	8859-1024	2	O-RING
11	8093-3055	1	UNION
12		Ref	THERMAL BY-PASS VALVE ASSY, (see page UP4-11 for details)
13	8866-2239	1	SWIVEL NUT RUN TEE
14	8376-3056	2	VITON O-RING, (lubricate lightly)



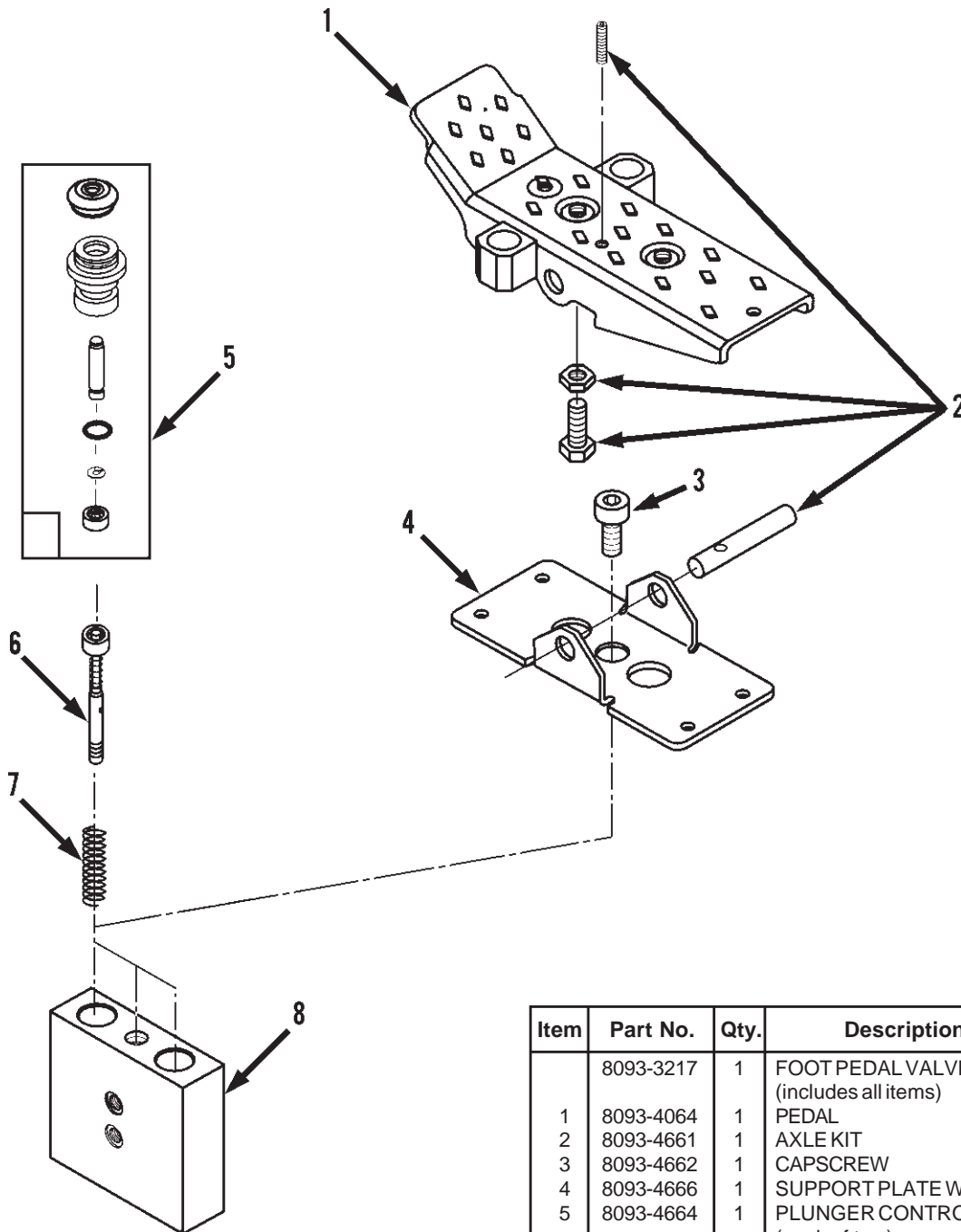
Item	Part No.	Qty.	Description Of Part
1	8063-5027	1	VALVE ASSY, (includes all items)
		Ref	PILOT/STEER VALVE ASSY, (see page UP4-10 for details)
2	8859-1205	2	O-RING
3	8866-2330	1	ELBOW, 90 DEGREES, (includes item 2)
4	8866-2304	1	CONNECTOR, (includes item 5)
5	8859-1207	1	O-RING
6	8866-2139	1	RUN TEE, (includes item 7)
7	8859-1204	1	O-RING
8	7713-3089	2	MINI-CHECK COUPLING, (includes item 14)
9	8866-2429	2	ELBOW, 90 DEGREES, (includes item 10)
10	8859-1024	2	O-RING
11	8093-3055	1	UNION
12		Ref	THERMAL BY-PASS VALVE ASSY, (see page UP4-11 for details)
13	8866-2239	1	SWIVEL NUT RUN TEE
14	8376-3056	2	VITON O-RING, (lubricate lightly)
15	8866-2302	1	CONNECTOR, (includes item 2)



Item	Part No.	Qty.	Description Of Part
	8093-3309	1	PILOT/STEER VALVE ASSY (includes all items)
1		1	VALVE BODY
2	8093-4002	1	RELIEF VALVE ASSY (2000 PSI)
3	9120-4190	1	RELIEF VALVE SEAL KIT
4	8093-4001	1	RELIEF VALVE ASSY (500 PSI)
5	9120-4190	1	RELIEF VALVE SEAL KIT
6	8093-4003	1	FLOW REGULATOR VALVE ASSY
7	8093-4004	1	FLOW REGULATOR VALVE SEAL KIT
			NOTE: ONLY ITEMS WITH PART NUMBERS ARE AVAILABLE FOR SERVICE.

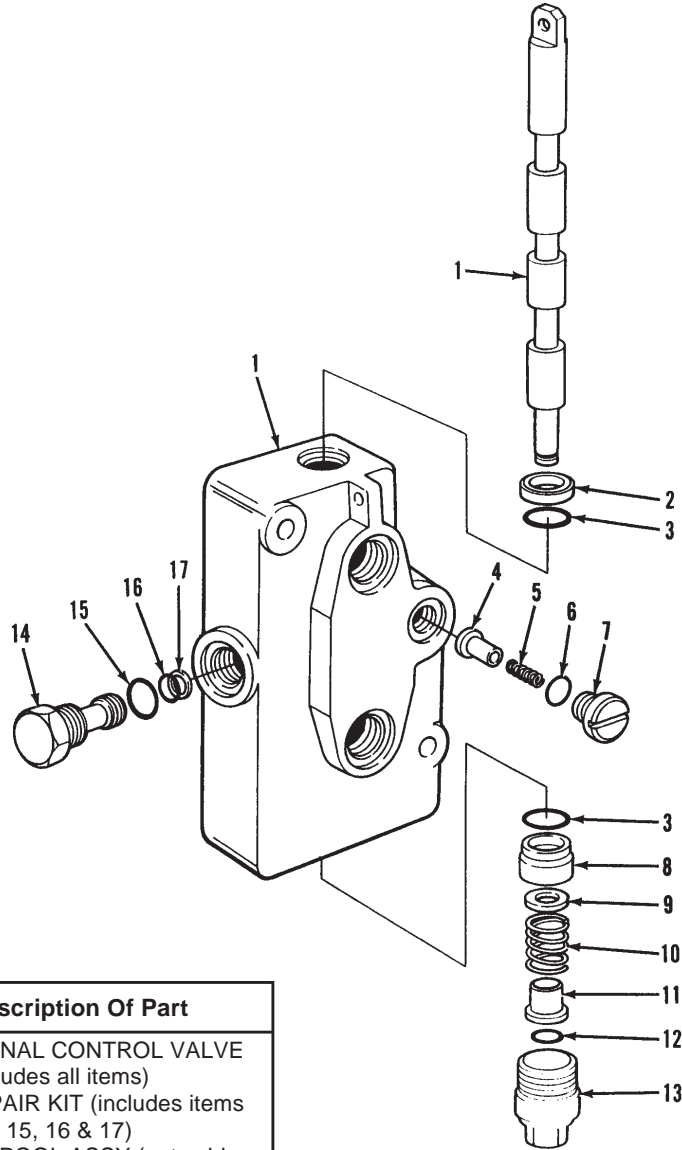


Item	Part No.	Qty.	Description Of Part
	8097-3010	1	THERMAL BY-PASS VALVE ASSY, (includes all items)
	8097-4021	1	ELEMENT KIT, (includes items 3, 4 & 6)
1	8097-4006	4	HEX HD CAPSCREW
2	8097-4007	2	FITTING
3		2	SEAL
4		1	THERMAL ELEMENT ASSY
5	8097-4010	1	VALVE BODY
6		1	SEAL ASSY
7	8097-4012	1	SPRING
8	8097-4013	4	HEX LOCKNUT

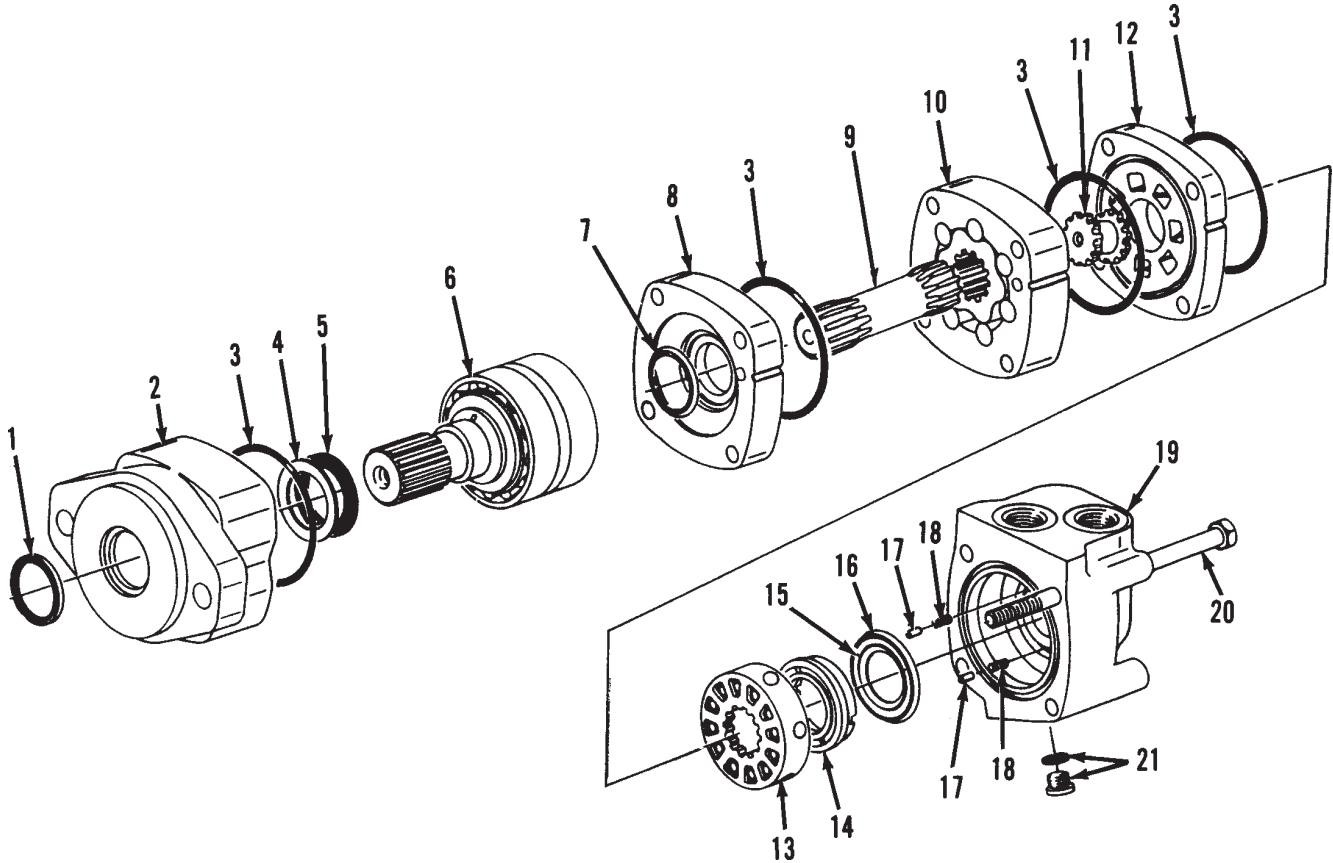


Item	Part No.	Qty.	Description Of Part
	8093-3217	1	FOOT PEDAL VALVE ASSY, (includes all items)
1	8093-4064	1	PEDAL
2	8093-4661	1	AXLE KIT
3	8093-4662	1	CAPSCREW
4	8093-4666	1	SUPPORT PLATE WITH BUSHING
5	8093-4664	1	PLUNGER CONTROL CURVE KIT. (pack of two)
6	8093-4667	2	REGULATING KIT
7	8093-4668	2	RETURN SPRING, (pack of two)
8		1	VALVE BODY
			NOTE: ONLY ITEMS WITH PART NUMBERS ARE AVAILABLE FOR SERVICE.

* - Revised illustration & parts list; vendor will no longer supply individual components; revised page headings.

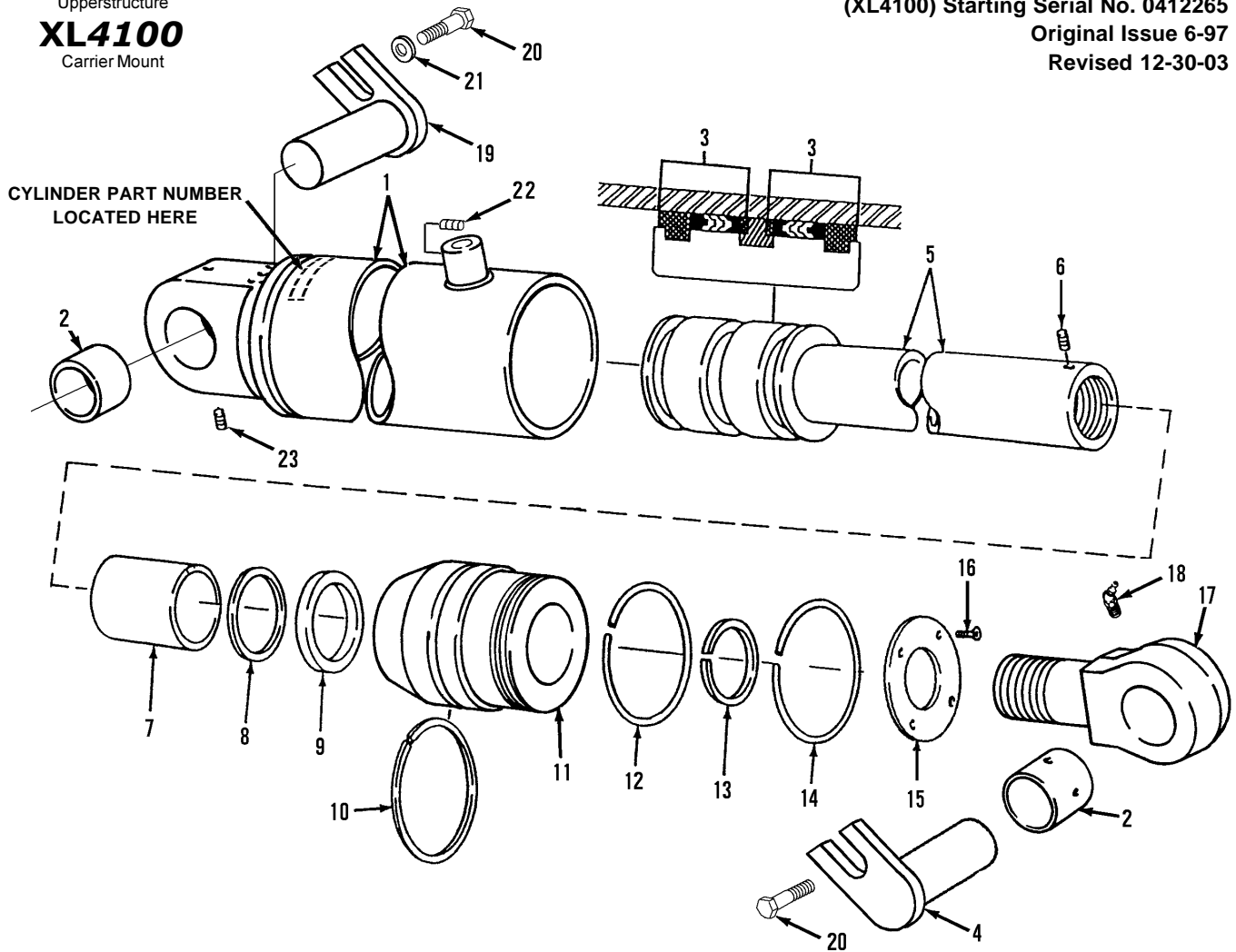


Item	Part No.	Qty.	Description Of Part
1	8366-3117	1	DIRECTIONAL CONTROL VALVE ASSY (includes all items)
	7736-4179	1	SEAL REPAIR KIT (includes items 2, 3, 6, 12, 15, 16 & 17)
		1	BODY & SPOOL ASSY (not sold separately, order P/N 8366-3117)
2	8366-4242	1	WIPER SEAL
3	8366-4243	2	O-RING
4	7736-4180	1	PLUNGER
5	7736-4181	1	SPRING
6	8366-4244	1	O-RING
7	7736-4182	1	PLUG ASSY (includes item 6)
8	7736-4183	1	BUSHING
9	7736-4184	1	WASHER
10	7736-4185	1	SPRING
11	7736-4186	1	SPACER
12	8366-4245	1	RETAINING RING
13	7736-4187	1	CAP ASSY (lubricate & torque to 20-25 ft.lbs.)
14	7738-4188	1	PLUG ASSY (includes items 15, 16 & 17)
15	8366-4246	1	O-RING (large)
16	8366-4247	1	O-RING (small)
17	8366-4248	1	BACK-UP WASHER



Item	Part No.	Qty.	Description Of Part
	8092-3026	1	TILT MOTOR ASSY (includes all items)
	8092-4001	AR	SEAL KIT (includes items 1, 3, 4, 5, 7, 15 & 16)
1	8092-4002	1	SEAL
2	8092-4003	1	BEARING HOUSING
3	8092-4004	4	SEAL, 3" I.D.
4	8092-4005	1	BACK-UP RING
5	8092-4006	1	SHAFT SEAL
6	8092-4007	1	SHAFT & BEARING KIT
7	8092-4008	1	SHAFT FACE SEAL
8	8092-4009	1	WEAR PLATE
9	8092-4010	1	DRIVE

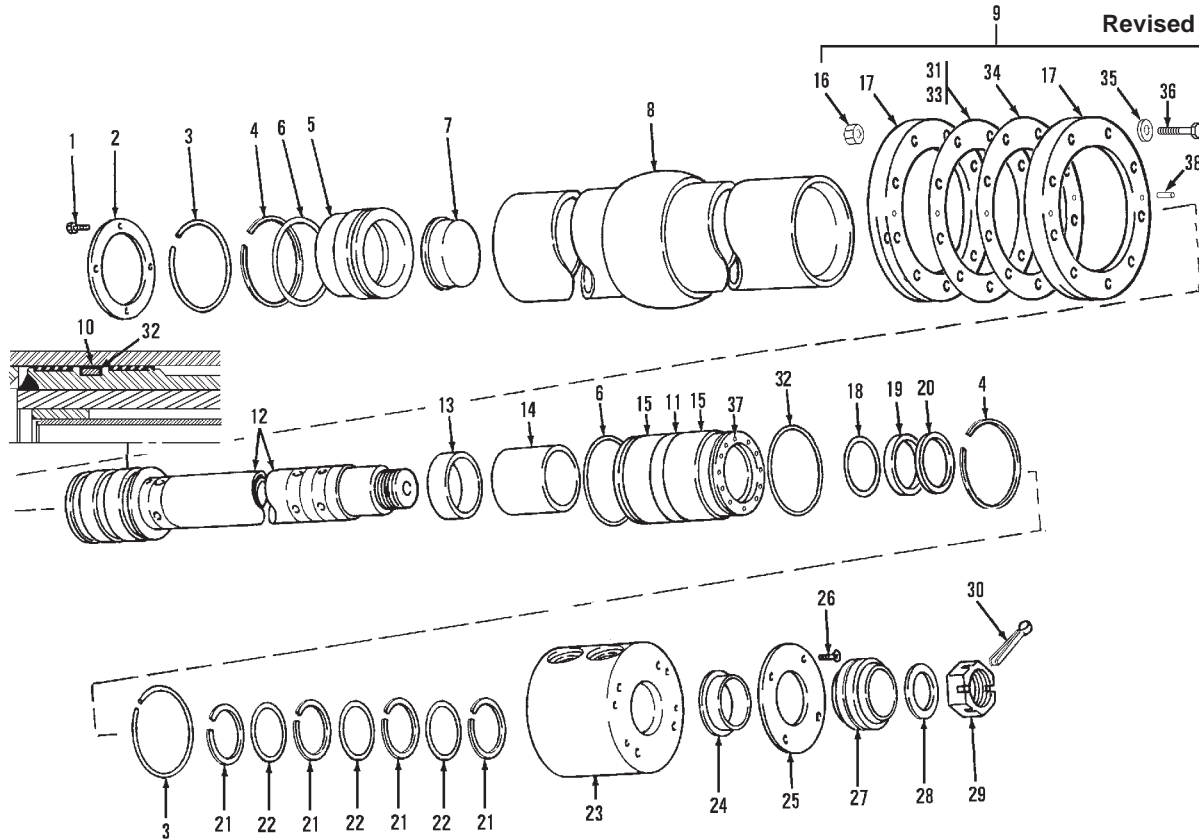
Item	Part No.	Qty.	Description Of Part
10	8092-4011	1	GEROLER
11	8092-4012	1	VALVE DRIVE
12	8092-4013	1	VALVE PLATE
13	8092-4014	1	VALVE
14	8092-4015	1	BALANCE RING
15	8092-4016	1	INNER FACE SEAL
16	8092-4017	1	OUTER FACE SEAL
17	8092-4018	2	PIN
18	8092-4019	2	SPRING
19	8092-4020	1	VALVE HOUSING
20	8092-4021	4	HEX HD CAPSCREW
21	7736-4004	1	PLUG ASSY



Item	Part No.	Qty.	Description Of Part
	8000-5006	2	HOIST CYLINDER ASSY (includes items 1 thru 18, except item 4)
	8000-3144	AR	PACKING KIT (includes items 3, 7, 8, 9, 10 & 13)
1	8000-6023	1	CYLINDER TUBE WELDMENT
*2	8042-3042	2	BUSHING
3	8000-3375	1	PISTON PACKING SET
4	8092-6013	1	PIN
5	8000-5168	1	PISTON ROD ASSY, (not welded)
6	8822-1386	2	HEX SOCKET SET SCREW (half dog point) 3/8-16X1/2
7	8000-3001	1	ROD BEARING
8	7736-3124	1	BUFFER SEAL
9	8000-3081	1	ROD SEAL
10	8000-3259	1	STATIC SEAL
11	8000-1628	1	CYLINDER HEAD
12	8000-3061	1	RETAINING RING
13	8000-3194	1	ROD WIPER
*14	8000-3152	1	NEOPRENE CORD (18" long)
15	8000-1121	1	CYLINDER HEAD RETAINER
*16	8320-1034	4	SOCKET HD CAPSCREW, 3/8-16X3/4

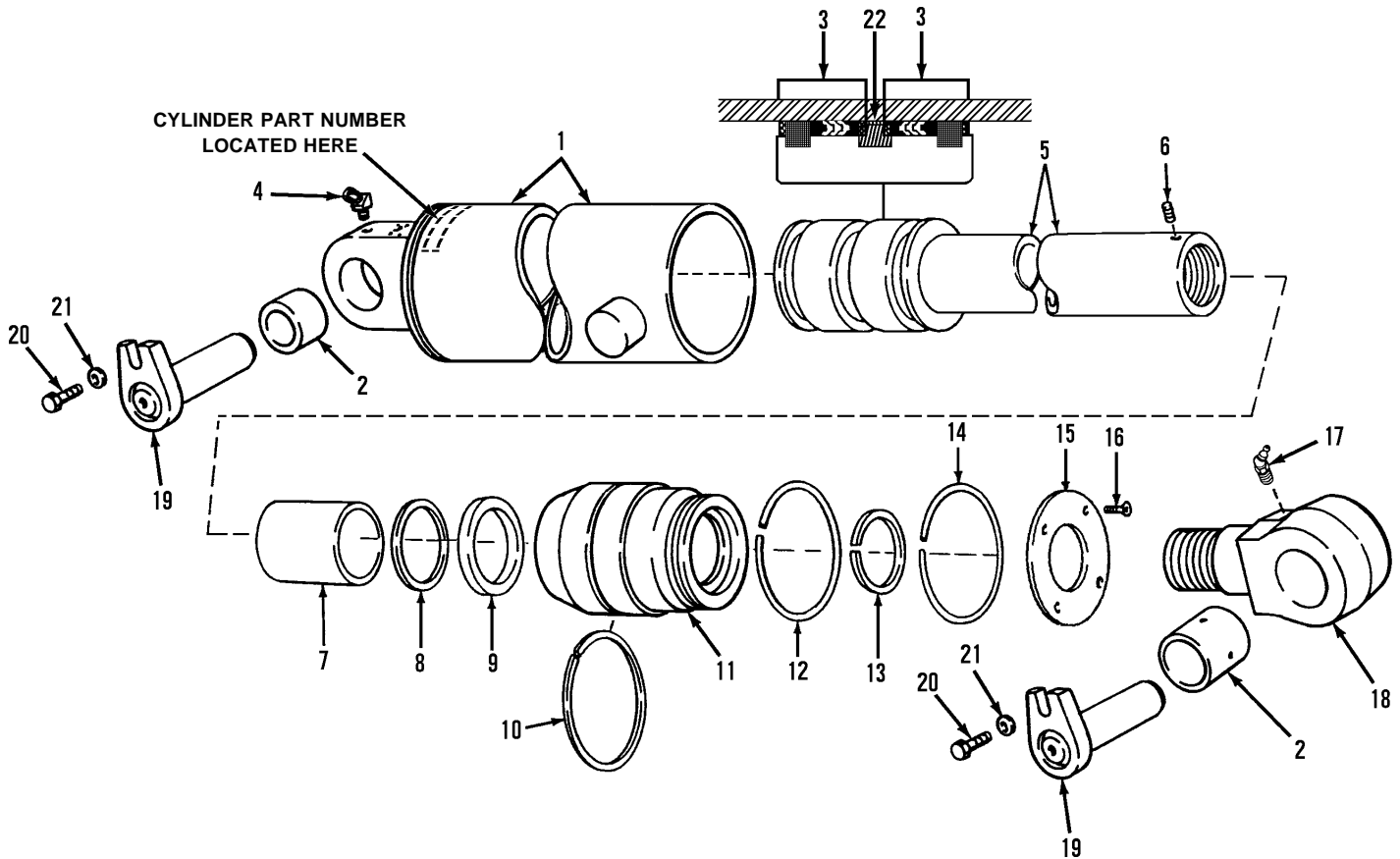
Item	Part No.	Qty.	Description Of Part
17	8000-1126	1	ROD EYE
18	8867-1018	1	LUBE FITTING, 45 DEGREES, 1/8
19	8092-6012	1	PIN
20	8820-1065	2	HEX HD CAPSCREW, 3/8-16X1, GR5
21	8362-1283	1	HARDENED WASHER
			NOTE: WHEN (item 5) PISTON ROD AND/OR (item 17) ROD EYE IS FURNISHED SEPARATELY, TWO HOLES MUST BE DRILLED AND TAPPED FOR (item 6) HEX SOCKET SET SCREW, BE SURE ROD EYE IS TORQUED PROPERLY TO PISTON ROD BEFORE DRILLING, LUBRICATE & TORQUE TO 400-500 FT.LBS.
			NOTE: QUANTITY SHOWN FOR ONE HOIST CYLINDER ONLY.

* - Changed part number on item 2; changed descriptions on items 14 & 16; changed quantity on item 16.



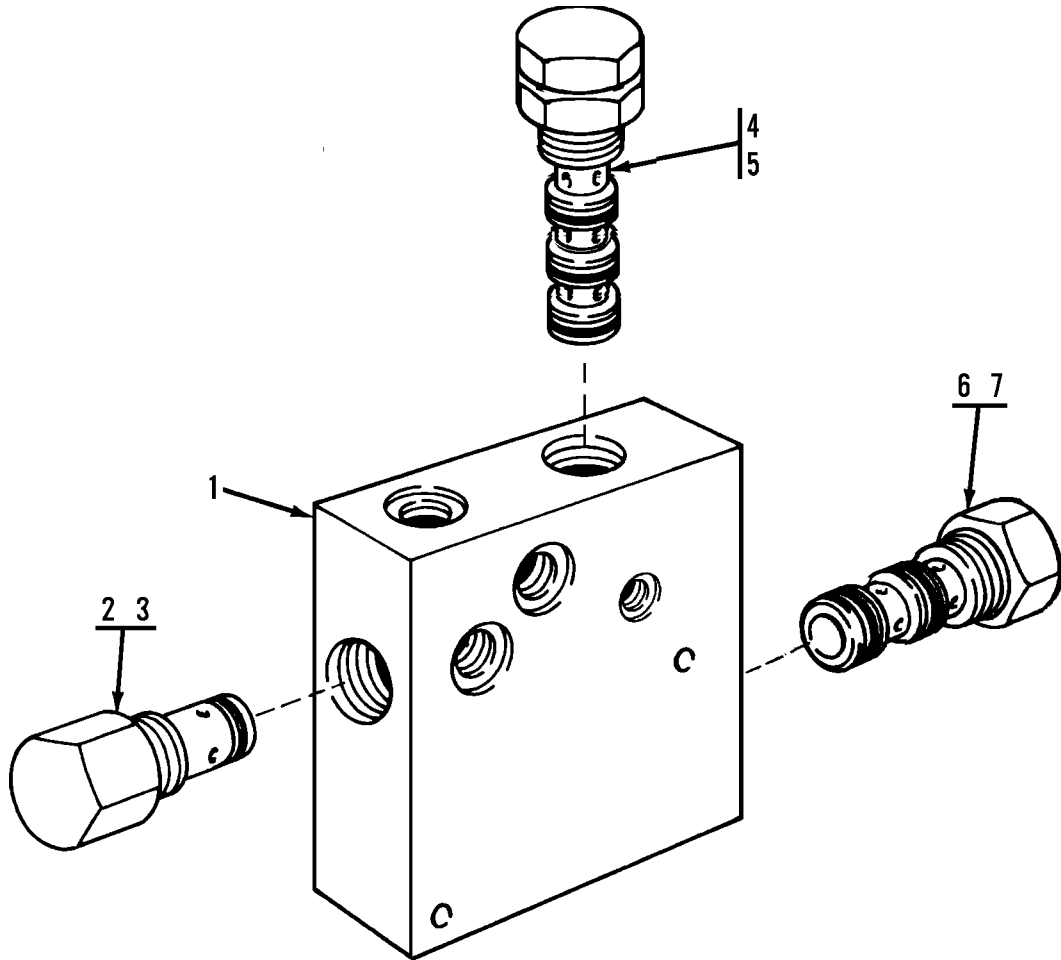
Item	Part No.	Qty.	Description Of Part	Item	Part No.	Qty.	Description Of Part
	8000-5109	1	BOOM CYLINDER ASSY (includes all items)	19	8000-3083	1	ROD SEAL
*	8000-3563	AR	PACKING KIT (includes items 6, 10, 14, 18, 19, 20, 21, 22 & 32)	*20	8000-3336	1	ROD WIPER
1	8320-1132	4	HEX HDCAPSCREW, 1/4-20X1/2, GR8	*21	8000-3387	2	BACK-UP RING
2	8000-1123	1	HEAD RETAINING PLATE	*22	8800-3547	1	O-RING
3	8000-3152	2	NEOPRENE CORD (13" long)	*23	8000-1621	1	GLAND
4	8000-3065	2	RETAINING RING	24	8000-1292	1	SHOULDER SPACER
*5	8000-1625	1	REAR CYLINDER HEAD	25	8000-1166	1	GLAND RETAINER
6	8000-3257	3	STATIC SEAL	26	8696-1128	4	SOCKET FLAT HDCAPSCREW, 1/4-20X5/8
7	8000-1184	1	CUSHION STOP	27	8000-3009	1	SELF-ALIGNING BUSHING
8	8000-6036	1	CYLINDER TUBE WELDMENT	28	8622-1055	1	WASHER
9	8000-5116	1	CYLINDER RETAINER ASSY, (includes items 16, 17, 34, 35, 36 & 38)	*29	8000-5037	1	HEX SLOTTED NUT ASSY
10	8000-3373	1	PISTON PACKING SET	30	8863-1368	1	COTTER PIN, 3/8X2-1/2
*11	8000-1624	1	INNER CYLINDER HEAD	31	8000-3349	AR	SHIM, (.0075 thick)
*12	8000-6156	1	PISTON ROD WELDMENT	32	8000-3464	2	CAP-T SEAL
13	8000-3365	1	CUSHION BEARING	33	8000-3350	AR	SHIM, (.005 thick)
14	8000-3357	1	ROD BEARING	34	8000-3348	AR	SHIM, (.020 thick)
*15	8000-1622	1	OUTER CYLINDER HEAD	35	8855-1011	3	LOCKWASHER, 3/8
16	8850-1306	3	HEX NUT, 3/8-24	36	8820-1541	3	HEX HDCAPSCREW, 3/8-24X2-3/4, GR5, (lubricate & torque to 32-37 ft. lbs.)
17	8000-1359	2	CYLINDER RETAINER	37	8821-1116	12	SOCKET HDCAPSCREW, 1/2-13X4, (loctite & torque to 100-110 ft. lbs.)
18	8000-3254	1	BUFFER SEAL	*38	8863-1520	2	ROLL PIN

* - Changed kit number; changed part numbers on items 5, 11, 12, 15, 20, 21, 22, 23 & 29; added item 38.
 PCN 980526-PM

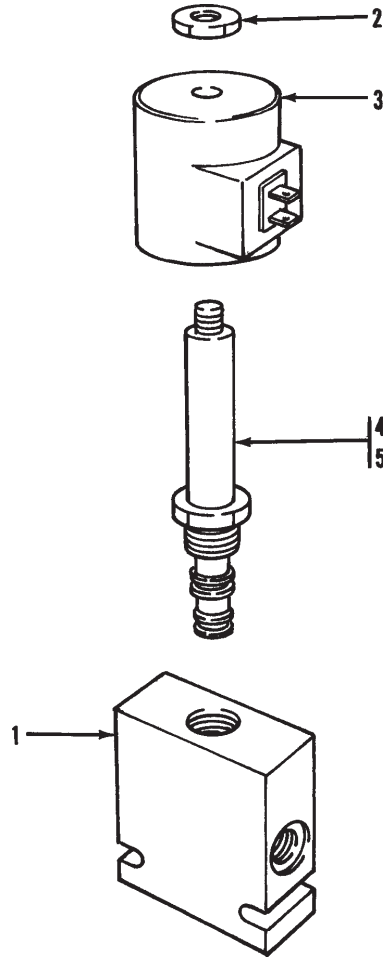


Item	Part No.	Qty.	Description Of Part	Item	Part No.	Qty.	Description Of Part
	8000-5008	1	TOOL CYLINDER ASSY, (includes all items except items 4 & 19 thru 21)	*16	8320-1034	4	SOCKET HD CAPSCREW, 3/8-16X3/4
	8000-3144	AR	PACKING KIT, (includes items 3, 7, 8, 9, 10 & 13)	17	8867-1018	1	LUBE FITTING, 45 DEGREES, 1/8
1	8000-6022	1	CYLINDER TUBE WELDMENT	18	8000-1126	1	ROD EYE
*2	8042-3042	2	BUSHING	*19	8092-6014	2	PIN WELDMENT
3	8000-3375	1	PISTON PACKING	20	8320-1047	2	HEX HD CAPSCREW, 1/2-13X1-3/4, GR8, SELF-LOCKING (nylok)
*4	8866-1102	1	MALE ELBOW, 90 DEGREES, 1/8X3/16 TUBE	21	8362-1283	2	SPECIAL WASHER
5	8000-5169	1	PISTON ROD WELDMENT	22	8000-3466	1	CAP-T
6	8822-1386	2	HEX SOCKET SET SCREW, (half dog point), (3/8-16X1/2)				NOTE: WHEN (item 5) PISTON ROD AND/OR (item 18) ROD EYE IS FURNISHED SEPARATELY, TWO HOLES MUST BE DRILLED AND TAPPED FOR (item 6) HEX SOCKET SET SCREW. BE SURE ROD EYE IS TORQUED PROPERLY TO PISTON ROD BEFORE DRILLING. LUBRICATE & TORQUE TO 400-500 FT.LBS.
7	8000-3001	1	ROD BEARING				
8	7736-3124	1	BUFFER SEAL				
9	8000-3081	1	ROD SEAL				
10	8000-3259	1	STATIC SEAL				
11	8000-1628	1	CYLINDER HEAD				
12	8000-3061	1	RETAINING RING				
13	8000-3194	1	ROD WIPER				
14	8000-3152	1	NEOPRENE CORD (18" long)				
15	8000-1121	1	HEAD RETAINING PLATE				

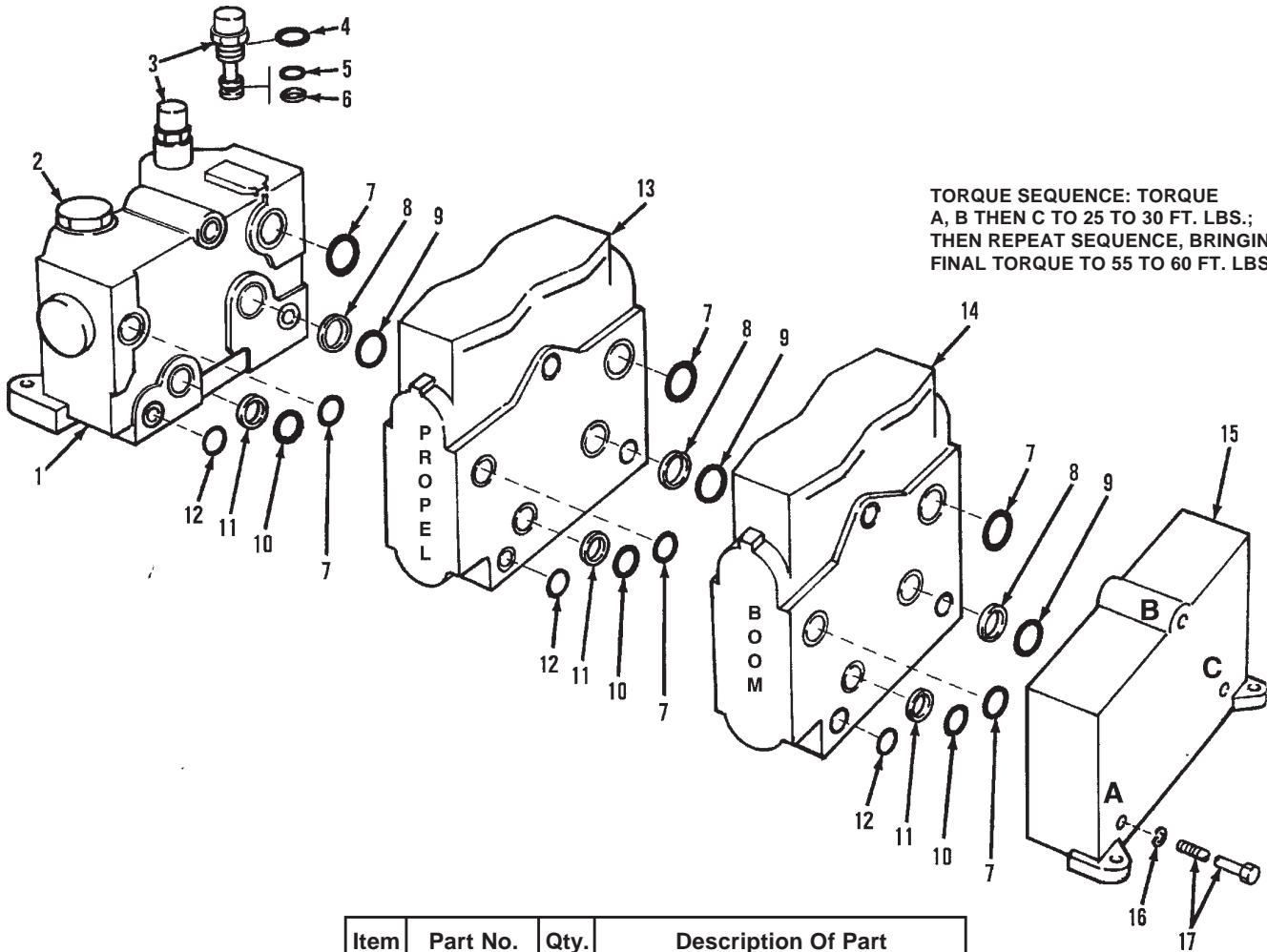
* - Changed part numbers on items 2 & 4; changed quantities on items 16 & 19.



Item	Part No.	Qty.	Description Of Part
	8063-3095	1	SWING BRAKE RELEASE VALVE ASSY, (includes all items)
1		1	VALVE BODY
2	8063-4068	1	FLOW REGULATOR
3	9120-4190	1	FLOW REGULATOR SEAL KIT
4	8093-4048	1	DIRECTIONAL VALVE
5	8093-4049	1	SEAL KIT
6	8093-4519	1	SHUTTLE VALVE
7	8093-4006	1	SEAL KIT
			NOTE: ONLY ITEMS WITH PART NUMBERS ARE AVAILABLE FOR SERVICE.

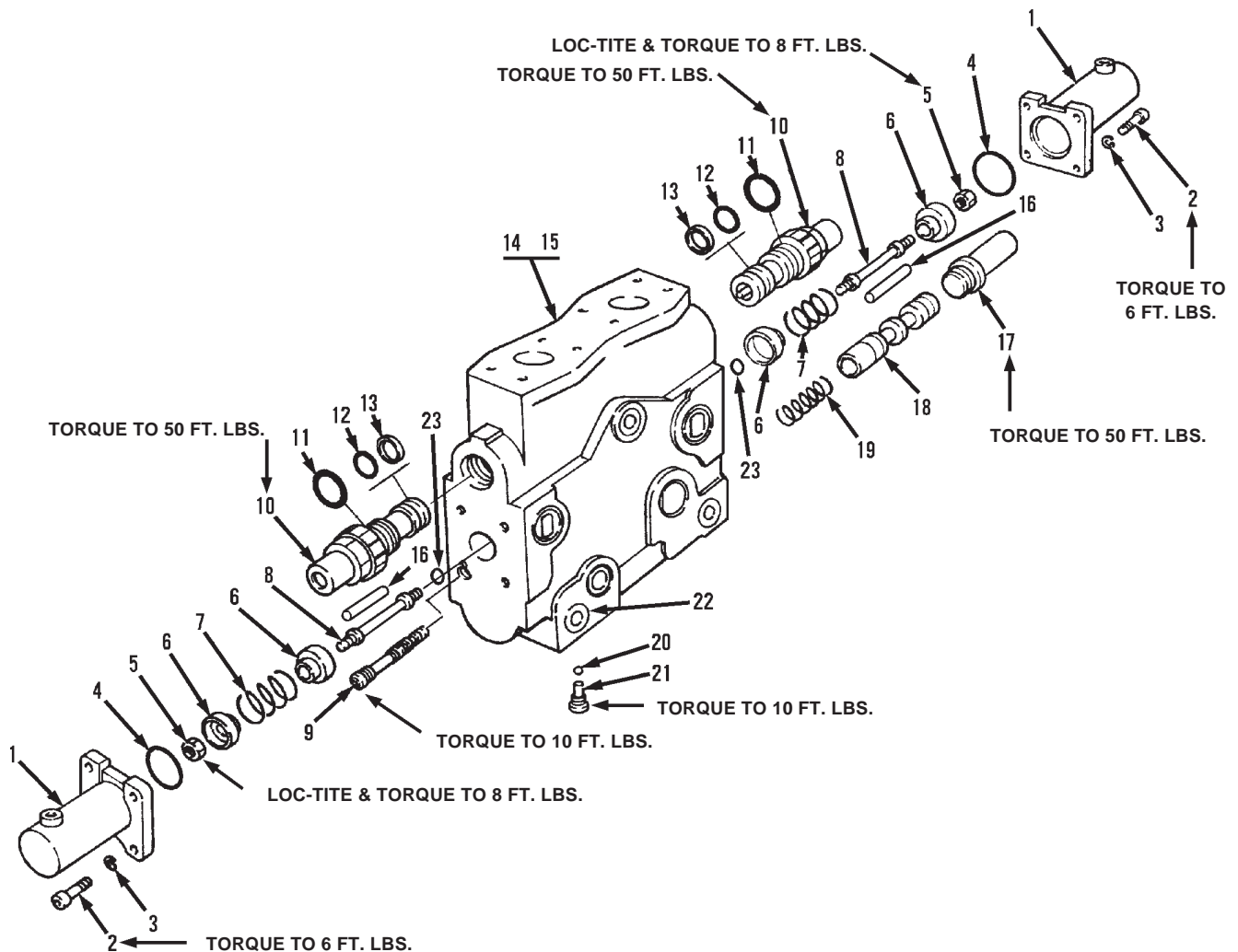


Item	Part No.	Qty.	Description Of Part
	8093-3050	1	SOLENOID VALVE ASSY (includes all items)
*1		1	VALVE BODY
*2		1	HEX NUT
*3		1	COIL, 12 VDC
*4		1	CARTRIDGE
*5		1	CARTRIDGE SEALKIT
			NOTE: DUE TO CHANGES IN SUPPLIERS OF THIS COMPONENT, ENTIRE SOLENOID VALVE ASSY MUST BE PURCHASED FOR SERVICE.



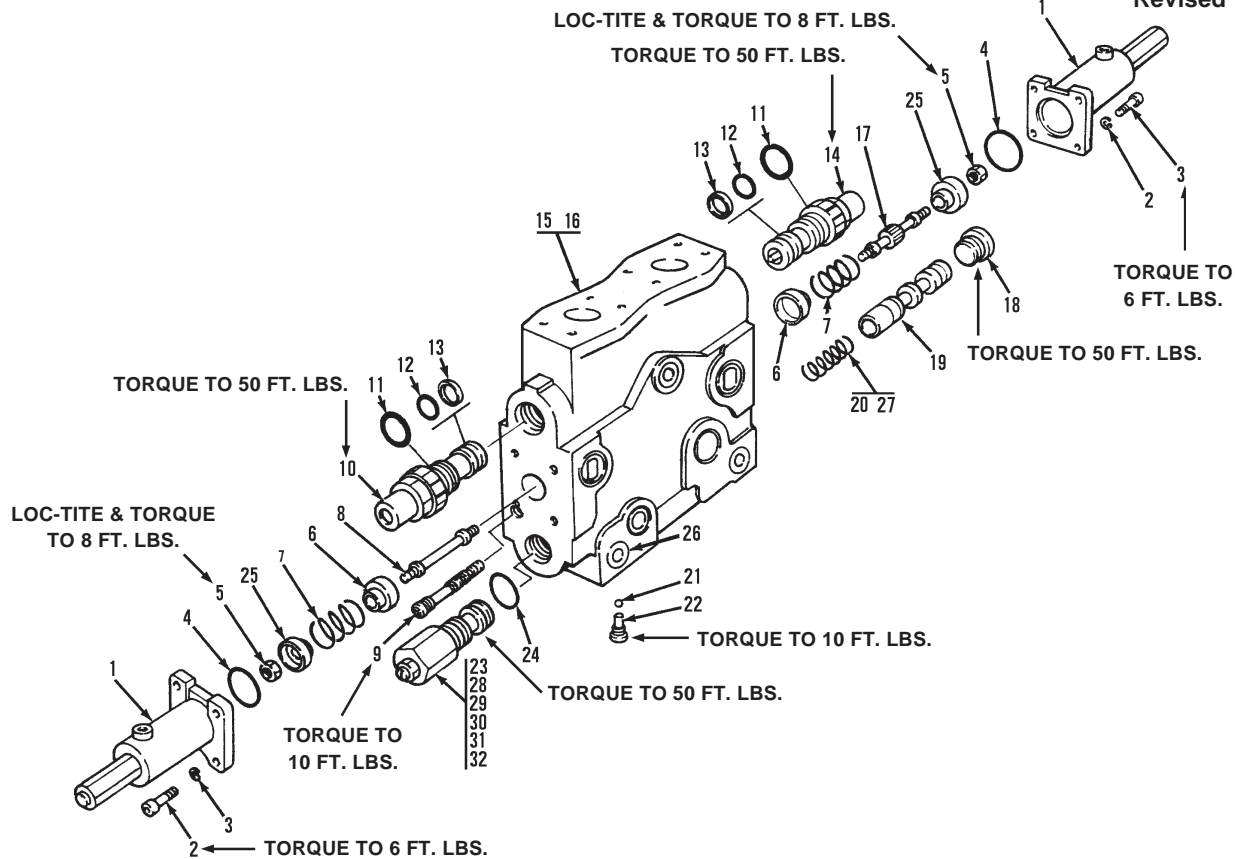
Item	Part No.	Qty.	Description Of Part
	8063-3290	1	BOOM & PROPEL CONTROL VALVE ASSY, (includes all items)
	8063-4071	1	SEAL KIT, (includes items 4, 5 & 6)
	8093-4481	1	FACE SEAL KIT, (includes items 7, 8, 9, 10, 11 & 12), (Qty. for one section)
*1	8093-4547	1	INLET BODY
*2	8093-4552	1	PLUG & O-RING ASSY
3	8093-4318	1	MAIN RELIEF VALVE, (5200 PSI) (includes items 4, 5 & 6)
*4	8093-4448	1	O-RING, (large)
*5	8093-4449	1	O-RING, (small)
*6	8093-4450	1	BACK-UP RING
*7	8093-4319	6	O-RING
*8	8093-4320	3	BACK-UP RING
*9	8093-4321	3	O-RING
*10	8093-4322	3	O-RING
*11	8093-4323	3	BACK-UP RING
*12	8093-4324	9	ROUND SHIM
13		Ref	PROPEL VALVE SECTION ASSY (see page UP4-21 for details)
14		Ref	BOOM VALVE SECTION ASSY (see page UP4-22 for details)
15	8093-4325	1	END COVER
16	8093-4326	3	LOCKWASHER
17	8093-4327	3	HEX HD CAPSCREW

* - Added part numbers to items 4 thru 12; changed part numbers on items 1 & 2.



Item	Part No.	Qty.	Description Of Part	Item	Part No.	Qty.	Description Of Part
	8063-4072	1	PROPEL VALVE SECTION ASSY, (includes all items)	12	8093-4456	2	O-RING, (small)
	8093-4476	1	SECONDARY SHUTTLE KIT, (includes items 20 & 21)	13	8093-4457	2	BACK-UP RING
	8093-4495	1	RELIEF VALVE SEAL KIT, (includes items 11 thru 13)	14		1	SPOOL
1	8093-4554	2	ACTUATOR HOUSING ASSY	15		1	BODY
2	8093-4330	8	SOCKET HD CAPSCREW	16	8023-4124	1	PRESSURE CONTROL SPACER
3	8093-4331	8	LOCKWASHER	*17	8063-4078	1	COMPENSATOR ASSY
4	8093-4332	2	O-RING	18	8063-4052	1	FLOW CONTROL SPOOL
5	8093-4333	2	HEX NUT	19	8093-4342	1	COMPENSATOR SPRING
6	8093-4334	4	SPRING RETAINER	20		1	BALL
7	8093-4388	2	SPRING	21		1	SHUTTLE PLUG & SEAT ASSY
8	8063-4075	2	SOLENOID COUPLING	22	8063-4024	1	EXPANSION PLUG
9	8093-4514	1	PRIMARY HOUSING ASSY	23	8093-4555	2	O-RING
10	8063-4074	2	RELIEF/ANTI CAVITATION VALVE ASSY, (includes items 11, 12, & 13) (4500 PSI)				NOTE: QUANTITIES SHOWN ARE FOR ONE PROPEL VALVE SECTION ASSY.
11	8093-4455	2	O-RING, (large)				NOTE: ONLY ITEMS WITH PART NUMBERS ARE AVAILABLE FOR SERVICE.

* - Changed part number on item 17.



Item	Part No.	Qty.	Description Of Part	Item	Part No.	Qty.	Description Of Part
	8063-4063	1	BOOM VALVE SECTION ASSY (includes all items)	15		1	SPOOL
	8093-4476	1	SECONDARY SHUTTLE KIT (includes items 21 & 22)	16		1	BODY
	8093-4495	1	RELIEF VALVE SEAL KIT, (includes items 11 thru 13)	17	8093-4501	1	SOLENOID COUPLING
	8063-4058	1	COMPENSATOR REGULATOR SEAL KIT, (includes items 28 thru 32)	18	8093-4340	1	LOAD CHECK PLUG & O-RING
1	8093-4329	2	ACTUATOR HOUSING ASSY		8859-1207	1	O-RING
2	8093-4330	8	SOCKET HD CAPSCREW	19	8063-4052	1	FLOW CONTROL SPOOL
3	8093-4331	8	LOCKWASHER	20	8093-4342	1	COMPENSATOR SPRING
4	8093-4332	2	O-RING	21		1	BALL
5	8093-4333	2	HEX NUT	22		1	SHUTTLE PLUG & SEAT ASSY
6	8093-4334	2	SPRING RETAINER	23	8063-4019	1	RELIEF VALVE HOUSING ASSY, (3600 PSI), (includes items 24, & 28 thru 31)
7	8093-4388	2	SPRING	24		1	O-RING
8	8093-4336	1	SOLENOID COUPLING	25	8063-4054	2	SPRING RETAINER
9	8093-4337	1	PRIMARY HOUSING ASSY	26	8063-4024	1	EXPANSION PLUG
*10	8093-3228	1	RELIEF/ANTI CAVITATION VALVE ASSY (3600 PSI) (includes items 11, 12 & 13)	27	8063-4053	1	INNER COMPENSATOR SPRING
11	8093-4455	2	O-RING (large)	28		1	O-RING
12	8093-4456	2	O-RING (small)	29		1	BACK-UP RING
13	8093-4457	2	BACK-UP RING	30		1	O-RING
*14	8063-4018	1	RELIEF/ANTI CAVITATION VALVE ASSY (2600 PSI) (includes items 11, 12 & 13)	31		1	O-RING
				32		1	O-RING
							NOTE: ONLY ITEMS WITH PART NUMBERS ARE AVAILABLE FOR SERVICE.

* - Changed part numbers on items 10 & 14; removed XL4200 designation from upper left-hand corner.

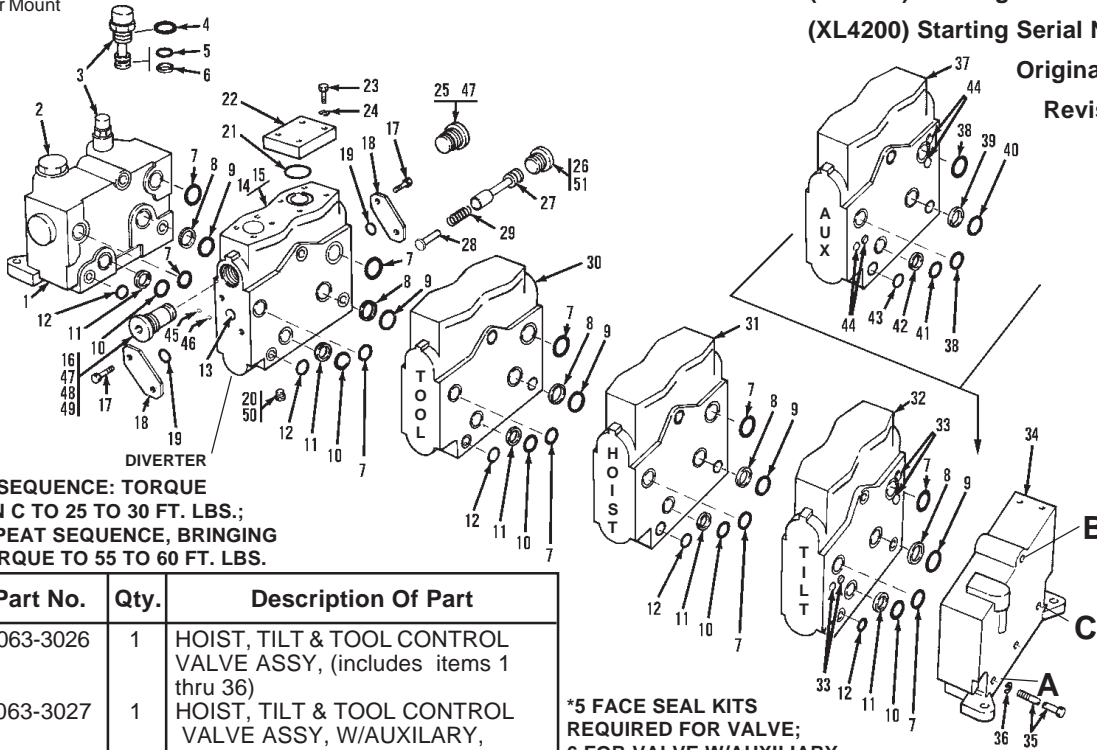
HYDRAULIC SYSTEM COMPONENTS
(8063-3026) Hoist, Tilt & Tool Control Valve Assembly
(8063-3027) Hoist, Tilt & Tool Control Valve w/Auxiliary

(XL4100) Starting Serial No. 0412265

(XL4200) Starting Serial No. 0429266

Original Issue 6-97

Revised 12-6-13



TORQUE SEQUENCE: TORQUE A, B THEN C TO 25 TO 30 FT. LBS.; THEN REPEAT SEQUENCE, BRINGING FINAL TORQUE TO 55 TO 60 FT. LBS.

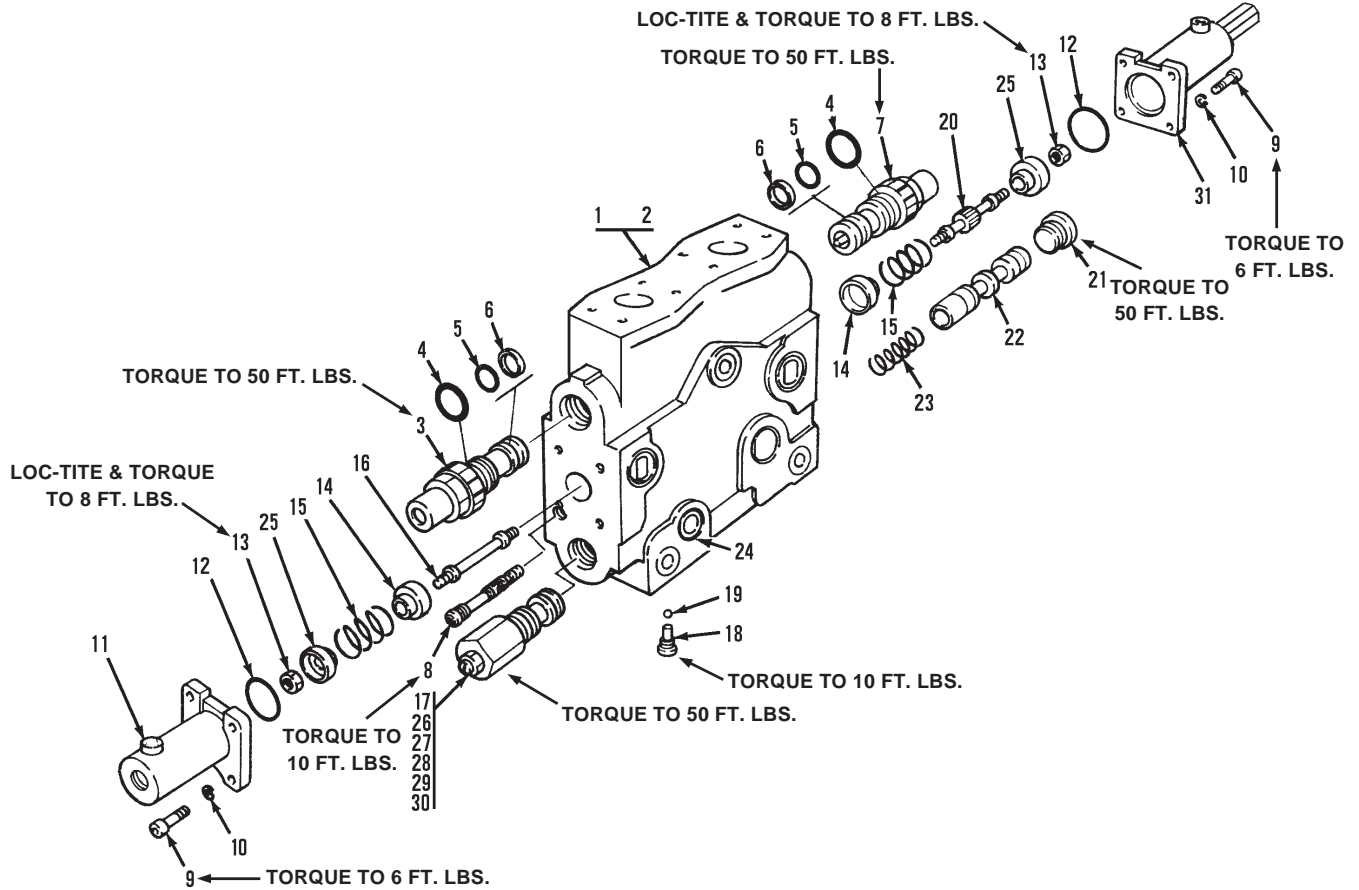
***5 FACE SEAL KITS REQUIRED FOR VALVE;
6 FOR VALVE W/AUXILIARY**

Item	Part No.	Qty.	Description Of Part
	8063-3026	1	HOIST, TILT & TOOL CONTROL VALVE ASSY, (includes items 1 thru 36)
	8063-3027	1	HOIST, TILT & TOOL CONTROL VALVE ASSY, W/AUXILIARY, (includes all items)
	8093-4481	AR	FACE SEAL KIT (includes items 7, 8, 9, 10, 11, 12 & 44), (see *note)
*	8063-4071	1	RELIEF VALVE SEAL KIT, (includes items 4, 5 & 6)
	8093-4494	1	FLOW DIVIDER SEAL KIT, (includes items 19, 20 & 47 thru 51)
	8063-4060	1	COMPENSATOR SPOOL KIT, (includes items 27, 28 & 29)
1	8093-4461	1	INLET BODY, (includes items 2 & 3)
2	8093-4317	1	PLUG & O-RING ASSY
3	8093-4318	1	RELIEF VALVE ASSY, (5100 PSI) (includes 4, 5 & 6)
4	8093-4448	1	O-RING, (large)
5	8093-4449	1	O-RING, (small)
6	8093-4450	1	BACK-UP RING
7	8093-4319	10	O-RING
8	8093-4320	5	BACK-UP RING
9	8093-4321	5	O-RING
10	8093-4322	5	O-RING
11	8093-4323	5	BACK-UP RING
12	8093-4324	15	ROUND SHIM
13	8063-4028	1	DIVERTER BODY ASSY, (includes items 14 thru 29, 45 & 46)
14		1	BODY
15		1	SPOOL
16	8093-4350	1	PLUG ASSY
17	8093-4351	4	HEX HD CAPSCREW
18	8093-4352	2	SPOOL RETAINER
19	8093-4353	2	O-RING
20	8093-4354	1	SOCKET HD PLUG & O-RING
21	8093-4355	1	O-RING
22	8063-4069	1	SPLIT FLANGE COVER
23	8093-4357	4	HEX HD CAPSCREW
24	8093-4358	4	LOCKWASHER
25	8093-4359	1	SOCKET HD PLUG & O-RING
26	8093-4340	1	SOCKET HD PLUG & O-RING
27	8063-4070	1	SPOOL COMPENSATOR
28		1	PIN
29		1	SPRING, (green)

Item	Part No.	Qty.	Description Of Part
30		Ref	TOOL VALVE SECTION ASSY, (see page UP4-26 for details)
31		Ref	HOIST VALVE SECTION ASSY, (see page UP4-24 for details)
32		Ref	TILT VALVE SECTION ASSY, (see page UP4-25 for details)
33	8093-4365	4	O-RING
34	8093-4363	1	END COVER
35	8093-4364	3	HEX HD CAPSCREW, (wo/auxiliary)
	8093-4483	3	HEX HD CAPSCREW, (w/auxiliary)
36	8093-4326	3	LOCKWASHER
37		Ref	AUXILIARY VALVE SECTION ASSY, (see page UP4-37 for details), (optional)
38	8093-4319	2	O-RING
39	8093-4320	1	BACK-UP RING
40	8093-4321	1	O-RING
41	8093-4322	1	O-RING
42	8093-4323	1	BACK-UP RING
43	8093-4324	3	ROUND SHIM
44	8093-4365	4	O-RING
45	8063-4022	1	ORIFICE PLUG
46	8063-4024	1	EXPANSION PLUG
47		2	O-RING
48		1	O-RING
49		1	BACK-UP RING
50		1	O-RING
51		1	O-RING
52	8093-4459	AR	TAMPER-PROOF CAP, 1-1/2x1" DIA., (not shown), (BLUE)
53	8093-4460	AR	TAMPER-PROOF CAP, 1"X5/8" DIA., (not shown), (BLUE)

NOTE: ONLY ITEMS WITH PART NUMBERS ARE AVAILABLE FOR SERVICE.

* - Changed part number for relief valve seal kit.

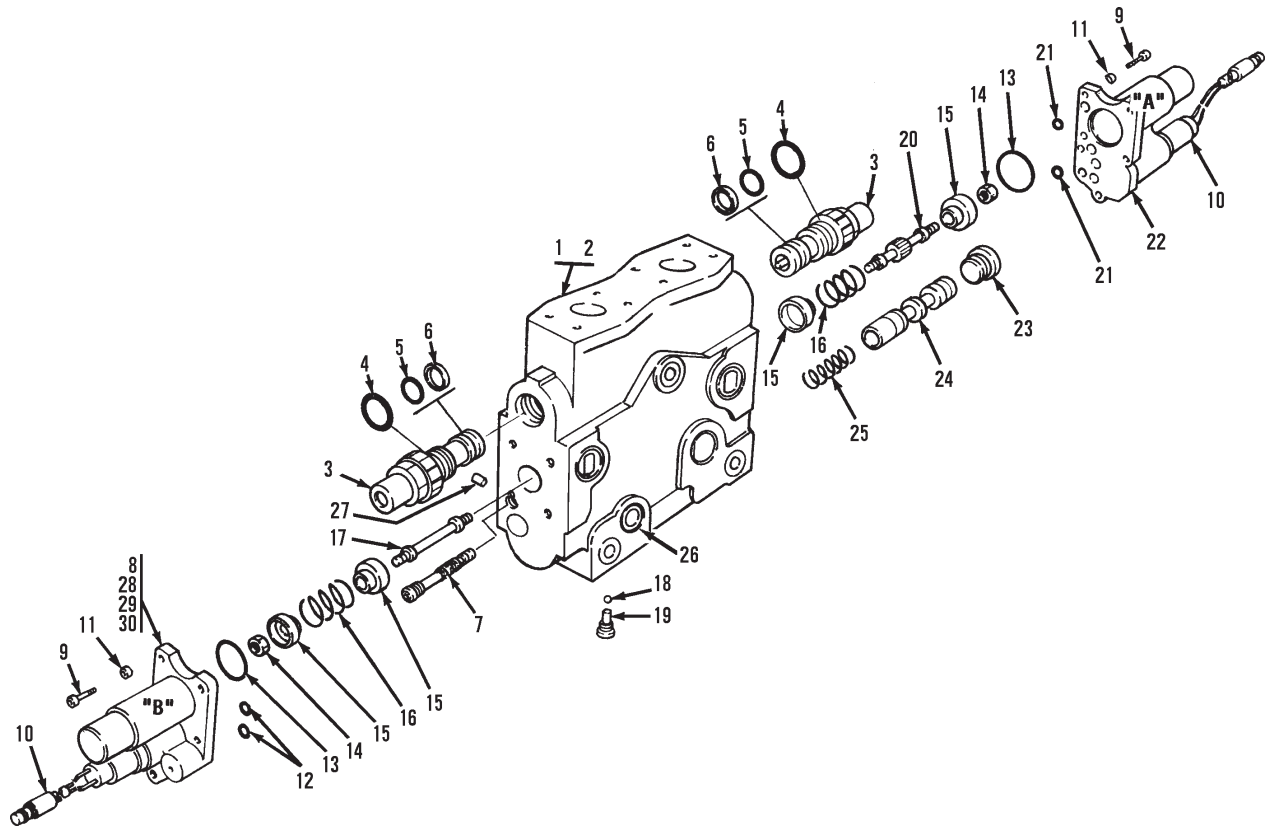


Item	Part No.	Qty.	Description Of Part
	8063-4030	1	HOIST VALVE SECTION ASSY (includes all items)
	8093-4476	1	SECONDARY SHUTTLE KIT, (includes items 18 & 19)
	8093-4495	1	RELIEF VALVE SEAL KIT, (includes items 4, 5 & 6)
	8063-4058	1	COMPENSATOR REGULATOR SEAL KIT, (includes items 26 thru 30)
1		1	BODY
2		1	SPOOL
3	8063-4036	1	RELIEF/ANTICAVITATION VALVE ASSY (4400 PSI) (includes items 4, 5 & 6)
*4	8093-4455	1	O-RING (large)
*5	8093-4456	1	O-RING (small)
*6	8093-4457	1	BACK-UP RING
7	8063-4055	1	RELIEF/ANTICAVITATION VALVE ASSY (3000 PSI) (includes items 4, 5 & 6)
8	8093-4337	1	PRIMARY HOUSING ASSY
9	8093-4330	8	SOCKET HDCAPSCREW
10	8093-4331	8	LOCKWASHER
11	8093-4368	1	ACTUATOR HOUSING
12	8093-4332	2	O-RING
13	8093-4333	2	HEX NUT

Item	Part No.	Qty.	Description Of Part
14	8093-4334	2	SPRING RETAINER
15	8093-4388	2	SPRING
16	8093-4336	1	SOLENOID COUPLING
17	8063-4019	1	RELIEF VALVE HOUSING ASSY (4300 PSI), (includes items 26 thru 30)
18		1	SHUTTLE PLUG & SEAT ASSY
19		1	BALL
20	8093-4339	1	SOLENOID COUPLING
*21	8093-4340	1	LOAD CHECK PLUG & O-RING
	8859-1207	1	O-RING
22	8063-4052	1	FLOW CONTROL SPOOL
23	8093-4342	1	COMPENSATOR SPRING
24	8063-4024	1	EXPANSION PLUG
25	8063-4054	2	SPRING RETAINER
26		1	ORING
27		1	BACK-UP RING
28		1	O-RING
29		1	O-RING
30		1	O-RING
31	8093-4329	1	ACTUATOR HOUSING

NOTE: ONLY ITEMS WITH PART NUMBERS ARE AVAILABLE FOR SERVICE.

* - Added part numbers to items 4 thru 6; added 2nd line item to item 21.



PAE6680

Item	Part No.	Qty.	Description Of Part	Item	Part No.	Qty.	Description Of Part
	8063-4031	1	TILT VALVE SECTION ASSY (includes all items)	11	8023-4090	5	WASHER
	8093-4477	1	SOLENOID HOUSING SEAL KIT (includes items 12, 13 & 21)	12		2	O-RING
	8093-4476	1	SECONDARY SHUTTLE KIT (includes items 18 & 19)	13		2	O-RING
	8093-4495	1	RELIEF VALVE SEAL KIT, (includes items 4, 5 & 6)	*14	8093-4333	2	HEX NUT, (loctite & torque to 8 lb-ft)
	8063-4058	1	COMPENSATOR REGULATOR SEAL KIT, (includes items 12, 13, 21 & 28 thru 30)	15	8093-4334	4	SPRING RETAINER
*1		1	BODY, (not available for service)	16	8093-4384	2	SPRING
*2		1	SPOOL, (not available for service)	17	8093-4336	1	SOLENOID COUPLING
*3	8063-4041	2	RELIEF/ANTI CAVITATION VALVE ASSY (3000 PSI), (includes items 4, 5 & 6), (torque to 50 lb-ft)	18		1	BALL
4	8093-4455	2	O-RING (large)	*19		1	SHUTTLE PLUG & SEAT ASSY, (torque to 10 lb-ft)
5	8093-4456	2	O-RING (small)	20	8093-4501	1	SOLENOID COUPLING
6	8093-4457	2	BACK-UP RING	21		2	O-RING
*7	8093-4337	1	PRIMARY HOUSING ASSY, (torque to 10 lb-ft)	*22	8093-4386	1	SOLENOID HOUSING ASSY, "A"
8	8023-4103	1	SOLENOID HOUSING ASSY, "B", (includes items 28 thru 30)	*23	8093-4340	1	LOAD CHECK PLUG & O-RING, (torque to 50 lb-ft)
*9	8093-4330	5	SOCKET HD CAPSCREW, (torque to 6 lb-ft)		8859-1207	1	O-RING
*10	8093-4382	2	ELECTRIC VALVE, (torque to 9 lb-ft)	24	8063-4052	1	FLOW CONTROL SPOOL
				25	8093-4342	1	COMPENSATOR SPRING
				26	8063-4024	1	EXPANSION PLUG
				27	8063-4042	1	EXPANSION PLUG
				28		2	O-RING
				29		2	O-RING
				30		2	O-RING
							NOTE: ONLY ITEMS WITH PART NUMBERS ARE AVAILABLE FOR SERVICE.

* - Revised illustration; added availability notes to items 1 & 2; added torque notes to items 3, 7, 9, 10, 14, 19 & 23; changed part numbers on items 9 & 22.

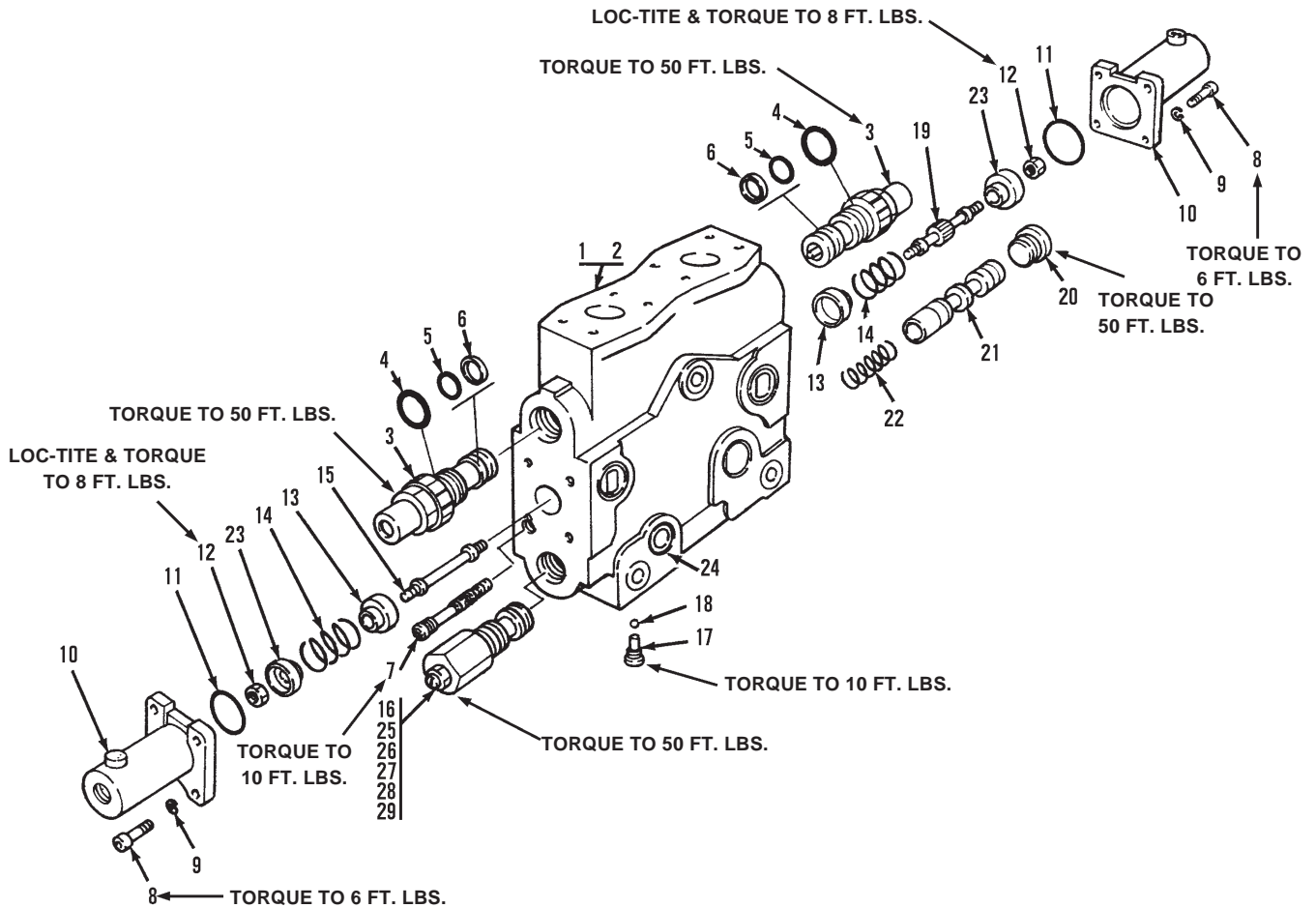
HYDRAULIC SYSTEM COMPONENTS
(8063-4029) Tool Valve Section Assembly

(XL4100) Starting Serial No. 0412265

(XL4200) Starting Serial No. 0429266

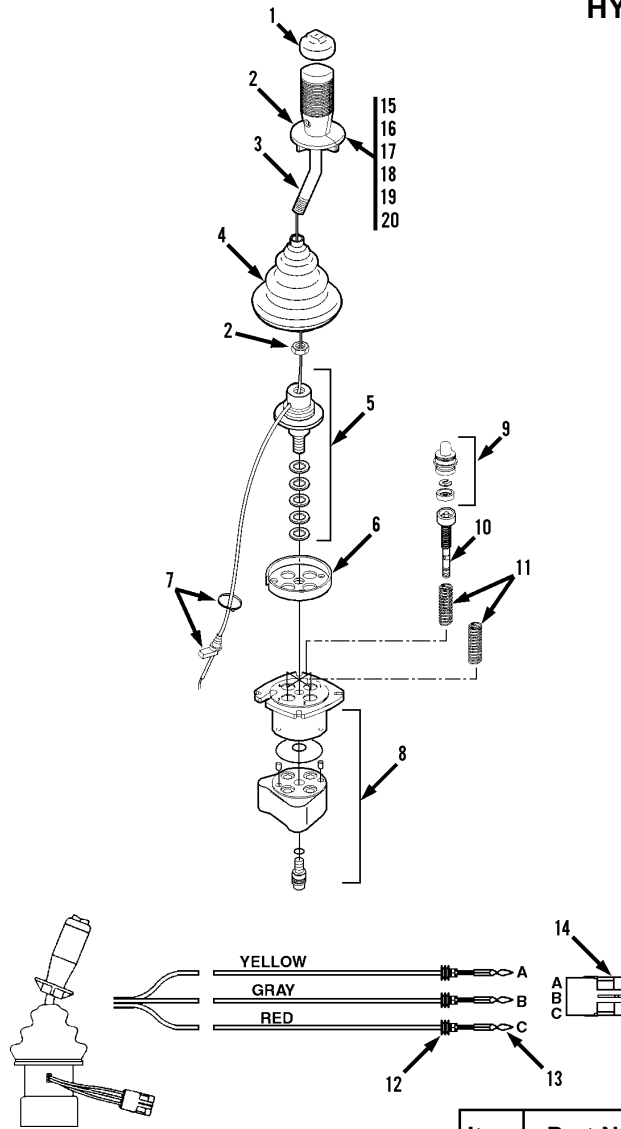
Original Issue 6-97

Revised 7-23-99



Item	Part No.	Qty.	Description Of Part	Item	Part No.	Qty.	Description Of Part
	8063-4029	1	TOOL VALVE SECTION ASSY (includes all items)	14	8093-4388	2	SPRING
	8093-4476	1	SECONDARY SHUTTLE KIT, (includes items 17 & 18)	15	8093-4336	1	SOLENOID COUPLING
	8093-4495	1	RELIEF VALVE SEAL KIT, (includes items 4, 5 & 6)	16	8063-4019	1	RELIEF VALVE HOUSING ASSY (4300 PSI), (includes items 25 thru 29)
	8063-4058	1	COMPENSATOR REGULATOR SEAL KIT, (includes items 25 thru 29)	17		1	SHUTTLE PLUG & SEAT ASSY
1		1	BODY	18		1	BALL
2		1	SPOOL	19	8093-4379	1	SOLENOID COUPLING
3	8093-4338	2	RELIEF/ANTICAVITATION VALVE ASSY (4500 PSI) (includes items 4, 5 & 6)	*20	8093-4340	1	LOAD CHECK PLUG & O-RING
*4	8093-4455	2	O-RING (large)		8859-1207	1	O-RING
*5	8093-4456	2	O-RING (small)	21	8063-4052	1	FLOW CONTROL SPOOL
*6	8093-4457	2	BACK-UP RING	22	8093-4342	1	COMPENSATOR SPRING
7	8093-4337	1	PRIMARY HOUSING ASSY	23	8063-4054	2	RETAINER SPRING
8	8093-4330	8	SOCKET HD CAPSCREW	24	8063-4024	1	EXPANSION PLUG
9	8093-4331	8	LOCKWASHER	25		1	O-RING
10	8093-4368	2	ACTUATOR HOUSING	26		1	BACK-UP RING
11	8093-4332	2	O-RING	27		1	O-RING
12	8093-4333	2	HEX NUT	28		1	O-RING
13	8093-4334	2	SPRING RETAINER	29		1	O-RING
							NOTE: ONLY ITEMS WITH PART NUMBERS ARE AVAILABLE FOR SERVICE.

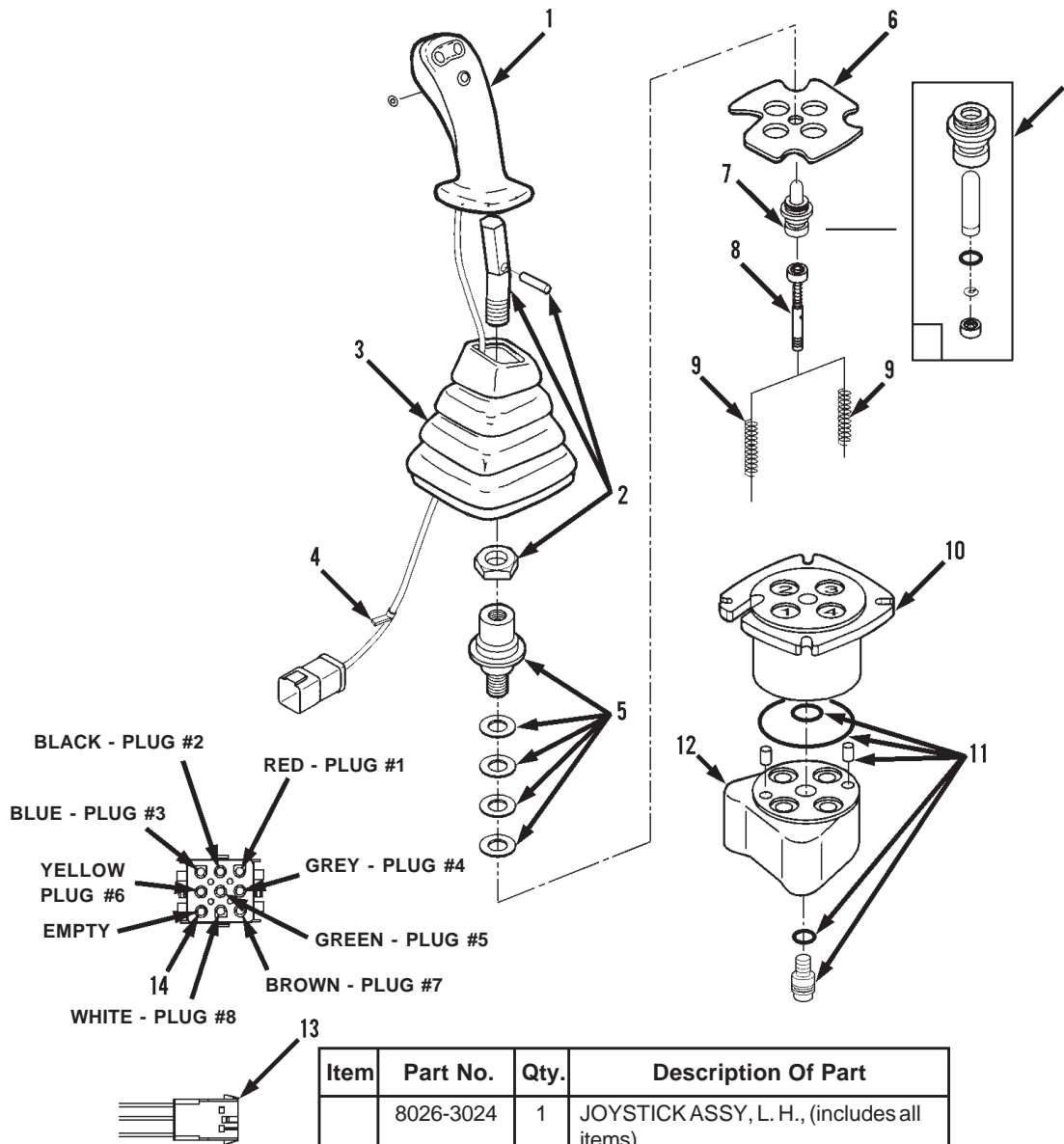
* - Added part numbers to items 4 thru 6; added 2nd line item to item 20.



NOTE: THE BOSCH REXROTH CORPORATION JOYSTICK HANDLE SWITCH IS NOT A FIELD SERVICEABLE COMPONENT. ANY ATTEMPT BY NON-FACTORY AUTHORIZED PERSONNEL TO REPAIR OR REPLACE THE SWITCH WILL VOID THE WARRANTY AND CAN RESULT IN A JOYSTICK MALFUNCTION.

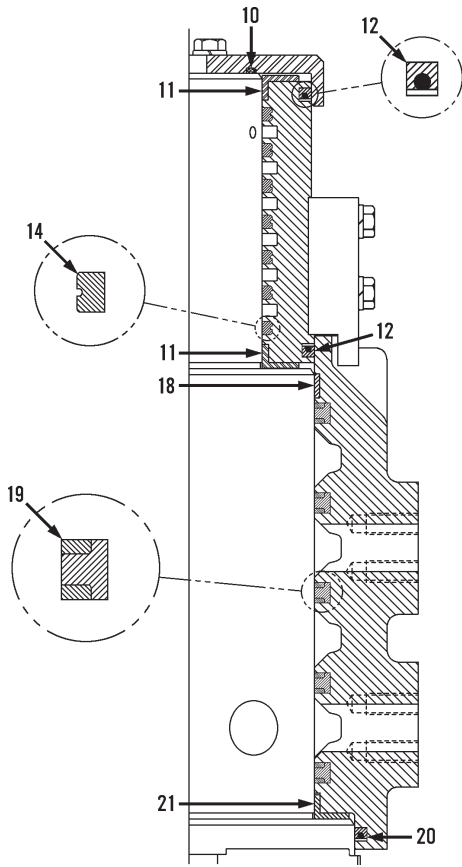
Item	Part No.	Qty.	Description Of Part
	8096-5014	2	JOYSTICK ASSY (includes all items)
	8093-3010	2	JOYSTICK ASSY (includes items 1 thru 11 & 15 thru 20)
1	8093-4658	1	CAP KIT
*2	8093-4227	1	HANDLE GRIP KIT
3	8093-4239	1	HANDLE TUBE
4	8093-4241	1	RUBBER BOOT
5	8026-4140	1	LEVER KIT
6	9130-4026	1	RETAINING PLATE
7	8026-4139	1	CABLE CLAMP KIT
8	9140-4326	1	NBR SEAL KIT
9	8093-4659	2	PLUNGER & GUIDE KIT
10	8093-4660	4	REGULATING KIT
11	9150-4029	2	RETURN SPRING, (standard)
	9150-4028	2	RETURN SPRING, (heavy-duty)
12	8096-3065	3	CABLE SEAL
13	8096-3069	3	MALE PIN TERMINAL
14	8096-3060	1	WEATHER-PAK SHROUD
15	9130-4023	2	ROUND HD MACHINE SCREW, M4X12
16	8093-4233	3	ROUND HD MACHNE SCREW, M4X12
17	8093-4234	1	ROUND HD MACHINE SCREW, M5X10
18	8093-4235	1	EXTERNAL STARWASHER
19	8093-4236	4	FLAT WASHER, M4
20	8093-4240	3	HEX LOCKNUT

* - Changed part number on item 2.

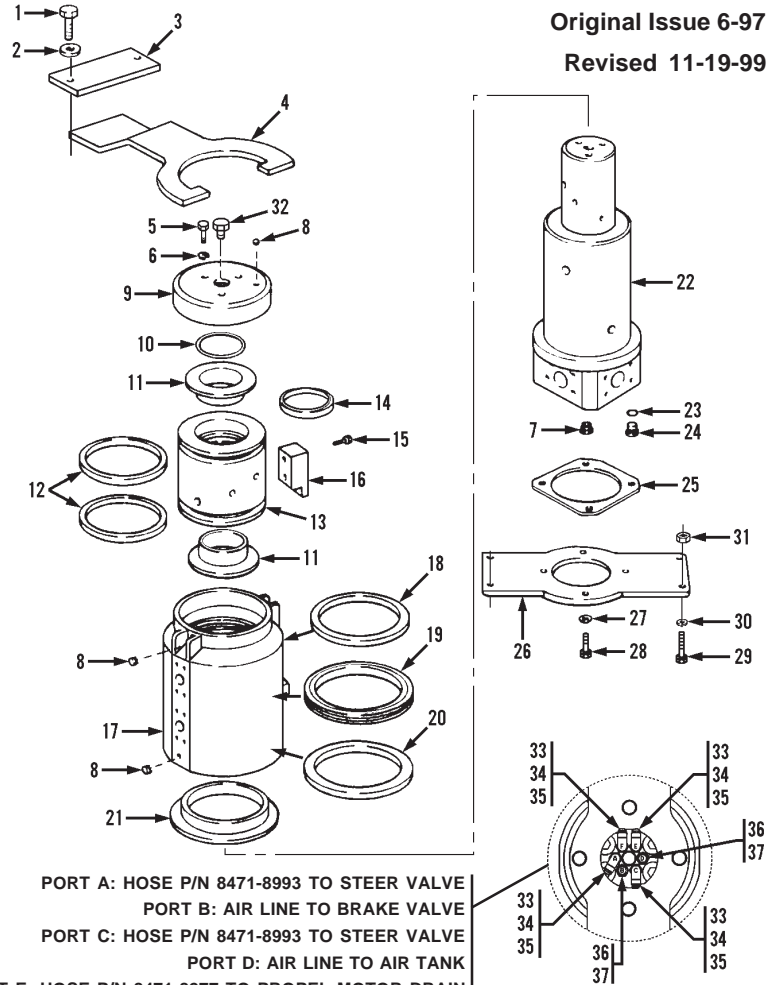


Item	Part No.	Qty.	Description Of Part
	8026-3024	1	JOYSTICK ASSY, L. H., (includes all items)
	8026-3025	1	JOYSTICK ASSY, R. H., (includes all items)
1	8026-4127	1	HANDLE WITH WIRE & CONNECTOR
2	9140-4011	1	BENT LEVER KIT
3	8036-4095	1	RUBBER BOOT
4	8026-4139	1	GROMMET KIT
5	8026-4148	1	CARDAN KIT
6	9140-4013	1	RETAINING PLATE
7	8093-4659	2	PLUNGER KIT
8	8093-4660	4	REGULATING KIT
9	9150-4029	1	RETURN SPRING, (pack of two)
	9150-4028	1	RETURN SPRING, (pack of two)
10	9140-4016	1	UPPER BODY
11	9140-4326	1	SEAL KIT
12		1	LOWER BODY
13	8026-3026	1	AMP PIN HOUSING
14	8026-3032	8	MALE PIN TERMINAL

* - Revised illustration & parts list; vendor will no longer supply individual components; revised page headings.



**CENTER PIN PACKING
SEAL POSITIONS**



PORT A: HOSE P/N 8471-8993 TO STEER VALVE
PORT B: AIR LINE TO BRAKE VALVE
PORT C: HOSE P/N 8471-8993 TO STEER VALVE
PORT D: AIR LINE TO AIR TANK
PORT E: HOSE P/N 8471-8277 TO PROPEL MOTOR DRAIN
PORT F: HOSE P/N 8471-8149 TO INTERFACE VALVE

Item	Part No.	Qty.	Description Of Part	Item	Part No.	Qty.	Description Of Part
	8093-5044	1	CENTER PIN ASSY, (includes items 5 thru 28 & 32 thru 37)	18	8093-3016	1	RADIAL BEARING, (inside housing)
	8093-3020	AR	PACKING KIT, (includes items 10, 11, 12, 14, 18, 19, 20 & 21)	19	8093-3017	5	SEAL, HIGH PRESSURE, (inside housing)
1	8820-1111	2	HEX HD CAPSCREW, 3/4-10X2, GR5	20	8093-3019	1	BOTTOM SEAL, (inside housing)
2	8855-1016	2	LOCKWASHER, 3/4	21	8093-3018	1	BOTTOM BEARING
3	8063-6002	1	STABILIZER GUIDE	22	8093-1001	1	CENTER PIN
4	8063-1014	1	STABILIZER	23	8859-1207	4	O-RING
5	8820-1034	3	HEX HD CAPSCREW, 3/8-16X7/8, GR5	24	8866-2195	4	HEX SOCKET HD PLUG, (includes item 23)
6	8855-1011	3	LOCKWASHER, 3/8	25	8093-1006	1	SPACER
7	8883-1012	1	CAP PLUG, #9	26	8093-1003	1	MOUNTING PLATE
8	8883-1024	3	CAP PLUG, #10	27	9002-7471	4	HARDENED WASHER
9	8093-1004	1	TOP CAP	*28	8612-1186	4	HEX HD CAPSCREW, 1/2-13X2, GR8, (loctite & torque to 100-110 ft.lbs.)
10	8859-1108	1	O-RING	29	8068-3015	4	HEX HD CAPSCREW, 5/8-11X3, GR8
11	8093-3013	2	TOP BEARING	30	9020-7472	4	HARDENED WASHER, 5/8
12	8093-3014	2	TOP SEAL	31	8852-1210	4	HEX LOCKNUT, 5/8-11
*13	8000-1623	1	TOP GLAND	32	8883-1006	1	CAP PLUG, #4
14	8093-3015	7	SEAL, LOW PRESSURE, (inside top gland)	33	8866-2105	4	ELBOW, 90 DEGREES, (swivel nut)
15	8320-1057	2	HEX HD CAPSCREW, 3/8-16X2, GR8	34	8866-2035	4	CONNECTOR, (long), (includes item 35)
16	8093-1059	1	STOP BLOCK	35	8859-1204	4	O-RING
17	8093-1057	1	HOUSING	36	8656-1326	2	ADAPTER, 9/16-18
				37	8688-3047	2	AIR FITTING

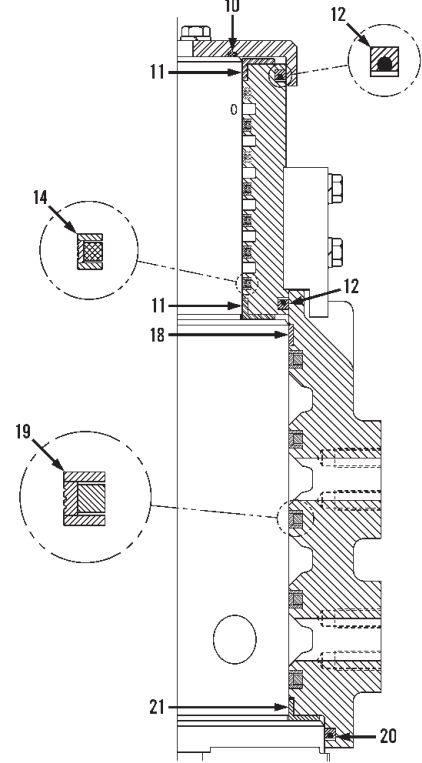
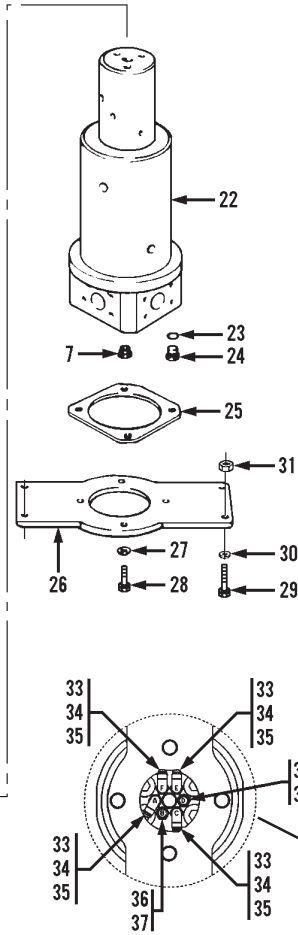
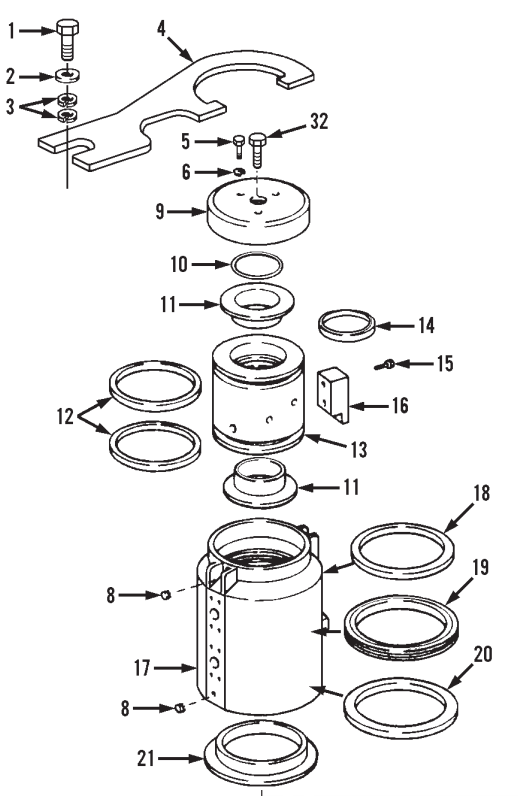
* - Changed part number on item 13; added torque note to item 28; revised illustration.

NOTE: THIS ASSEMBLY IS ALSO USED ON MACHINES
WITH S/N 0414291, 0415291, 0418219,
0419291, 0412292 & 0413292.

HYDRAULIC SYSTEM COMPONENTS
(8093-5064) Center Pin Assembly
(XL4100) Starting Serial No. 0414503

Original Issue 11-99

Revised 8-10-01

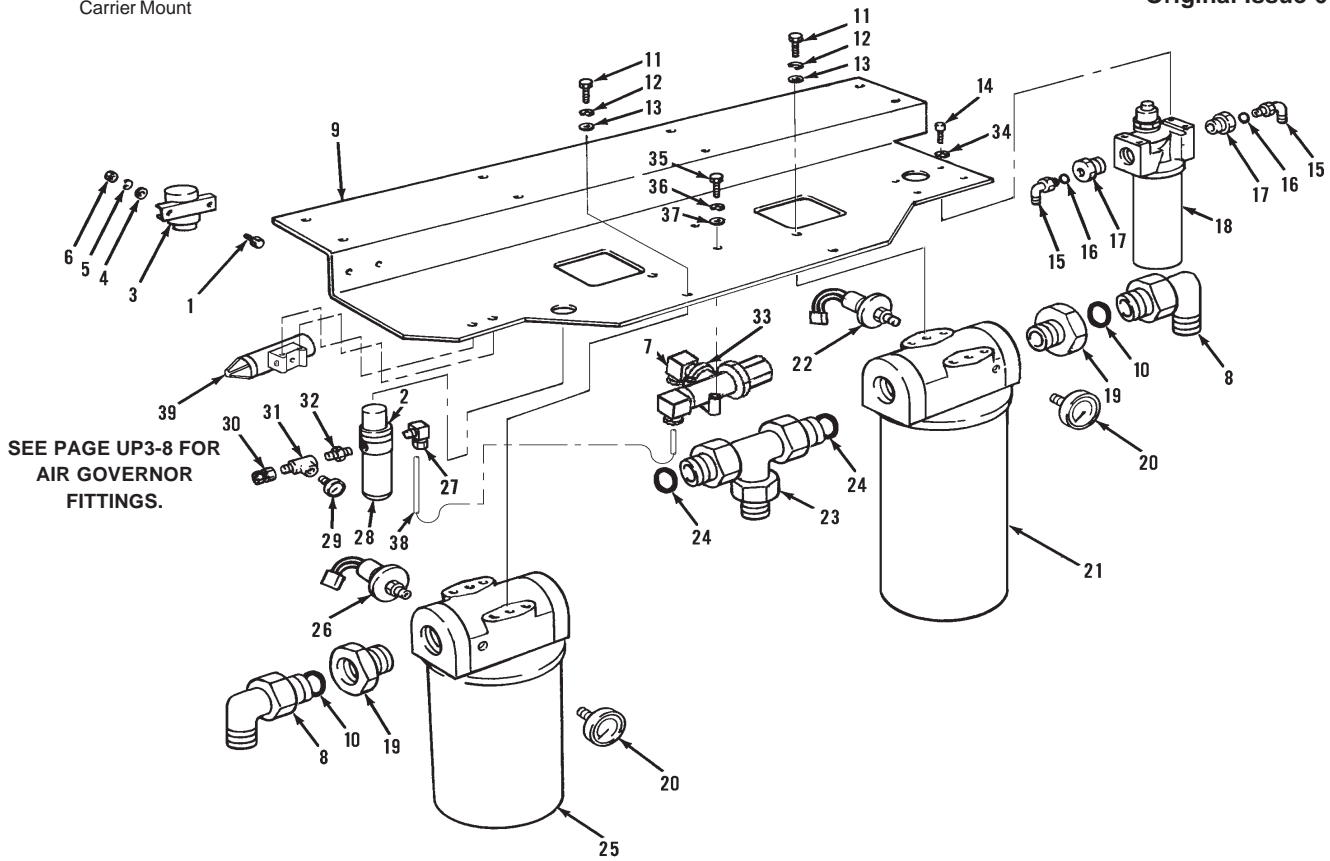


CENTER PIN PACKING SEAL POSITIONS

- PORT A: HOSE P/N 8471-8993 TO STEER VALVE
- PORT B: AIR LINE TO BRAKE VALVE
- PORT C: HOSE P/N 8471-8993 TO STEER VALVE
- PORT D: AIR LINE TO AIR TANK
- PORT E: HOSE P/N 8471-8277 TO PROPEL MOTOR DRAIN
- PORT F: HOSE P/N 8471-8149 TO INTERFACE VALVE

Item	Part No.	Qty.	Description Of Part	Item	Part No.	Qty.	Description Of Part
	8093-5064	1	CENTER PIN ASSY, (includes items 5 thru 28 & 33 thru 37)	19	8093-3346	5	SEAL, HIGH PRESSURE, (inside housing)
	8093-3347	AR	PACKING KIT, (includes items 10, 11, 12, 14, 18, 19, 20 & 21)	20	8093-3019	1	BOTTOM SEAL, (inside housing)
1	8820-1111	1	HEX HD CAPSCREW, 3/4-10X2, GR5	21	8093-3018	1	BOTTOM BEARING
2	8856-1009	1	FLAT WASHER, 3/4	22	8093-1001	1	CENTER PIN
3	8855-1154	2	LOCKWASHER, (hi-collar), 3/4	23	8859-1207	4	O-RING
4	8063-1018	1	STABILIZER	24	8866-2195	4	HEX SOCKET HD PLUG, (includes item 23)
5	8320-1024	3	HEX HD CAPSCREW, 3/8-16X1, GR8	25	8093-1006	1	SPACER
6	9002-7470	3	HARDENED WASHER, 3/8	26	8093-1003	1	MOUNTING PLATE
7	8883-1012	1	CAP PLUG, #9	27	9002-7471	4	HARDENED WASHER
8	8883-1024	2	CAP PLUG, #10	28	8612-1186	4	HEX HD CAPSCREW, 1/2-13X2, GR8, (loctite & torque to 100-110 ft.lbs.)
*9	8093-1093	1	TOP CAP	29	8068-3015	4	HEX HD CAPSCREW, 5/8-11X3, GR8
10	8859-1108	1	O-RING	30	9002-7472	4	HARDENED WASHER, 5/8
11	8093-3013	2	TOP BEARING	31	8852-1210	4	HEX LOCKNUT, 5/8-11
12	8093-3014	2	TOP SEAL	32	8820-1064	1	HEX HD CAPSCREW, 1/2-13X7/8, GR5
13	8000-1623	1	TOP GLAND	33	8866-2105	4	ELBOW, 90 DEGREES, (swivel nut)
14	8093-3345	7	SEAL, LOW PRESSURE, (inside top gland)	34	8866-2035	4	CONNECTOR, (long), (includes item 35)
15	8320-1057	2	HEX HD CAPSCREW, 3/8-16X2, GR8	35	8859-1204	4	O-RING
16	8093-1059	1	STOP BLOCK	36	8656-1326	2	ADAPTER, 9/16-18
17	8093-1057	1	HOUSING	*37	8038-3141	2	AIR FITTING
18	8093-3016	1	RADIAL BEARING, (inside housing)				

* - Changed part numbers on items 9 & 37.
PCN010145-GP



Item	Part No.	Qty.	Description Of Part	Item	Part No.	Qty.	Description Of Part
	8063-5023	1	OIL FILTER ASSY, (includes items 2 & 7 thru 38)	21		Ref	RETURN FILTER ASSY (see page UP4-30 for details)
1	8820-1003	2	HEX HD CAPSCREW, 1/4-20X3/4, GR5	22	8093-3102	1	PRESSURE SWITCH, 40 PSI
2	8866-2441	1	HEX LOCKNUT, 1-3/16X12	23	8063-3076	1	FILTER UNION
3	7738-3377	1	SOLENOID RELAY	24	8859-1210	2	O-RING
4	8856-1107	2	FLAT WASHER, 1/4	25		Ref	SUCTION FILTER ASSY (see page UP4-30 for details)
5	8855-1009	2	LOCKWASHER, 1/4	26	8093-3236	1	PRESSURE SWITCH, 4 PSI
6	8850-1004	2	HEX NUT, 1/4-20	27	8688-1276	1	TUBE FITTING, 90 DEGREE ELBOW, 1/8X1/4 TUBE
7	8367-1138	1	ELBOW, 90 DEGREES, 1/4X1/4 TUBE	28		Ref	FILTER/REGULATOR ASSY (see page UP3-8 for details)
8	8866-2332	2	ELBOW, 90 DEGREES, (includes item 10)	29	8093-3170	1	AIR GAUGE
9	8093-1066	1	FILTER BRACKET	30	8368-3435	1	TUBE FITTING
10	8859-1020	2	O-RING	31	8688-3467	1	STREET TEE, 1/8 BRASS
11	8820-1019	4	HEX HD CAPSCREW, 5/16-18X7/8, GR5	32	8093-3049	1	CHECK VALVE
12	8855-1010	4	LOCKWASHER, 5/16	33	8093-3137	1	REDUCING VALVE
13	8856-1003	4	FLAT WASHER, 5/16	34	8855-1007	4	LOCKWASHER, #10
14	8821-1040	4	SOCKET HD CAPSCREW, #10-24X3/4, GR8	35	8820-1009	22	HEX HD CAPSCREW, 1/4-20X2, GR5
15	9108-3222	2	ELBOW, 90 DEGREES (includes item 16)	36	8855-1009	2	LOCKWASHER, 1/4
16		2	O-RING	37	8850-1004	2	HEX NUT, 1/4-20
17	8656-1309	2	REDUCER	38		36"	NYLON TUBE, 1/4
18		Ref	OIL FILTER ASSY (see page UP4-30 for details)	39	8452-1054	1	AIR GOVERNOR
19	8063-3077	2	ADAPTER				NOTE: ONLY ITEMS WITH PART NUMBERS ARE AVAILABLE FOR SERVICE.
20	8093-3171	2	PRESSURE GAUGE, 60 PSI				

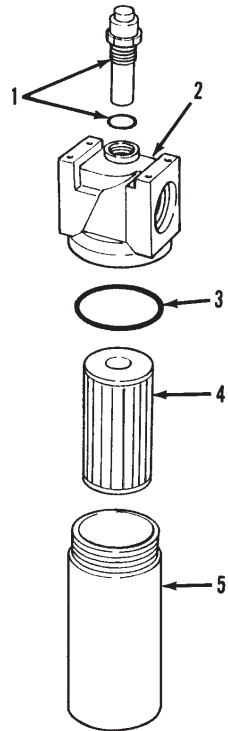
HYDRAULIC SYSTEM COMPONENTS

Oil Filter Assemblies

(XL4100) Starting Serial No. 0412265

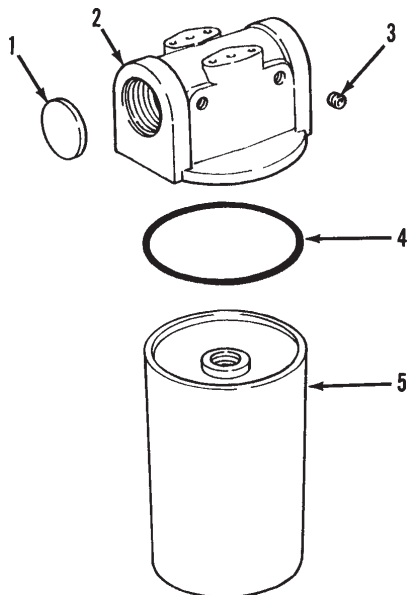
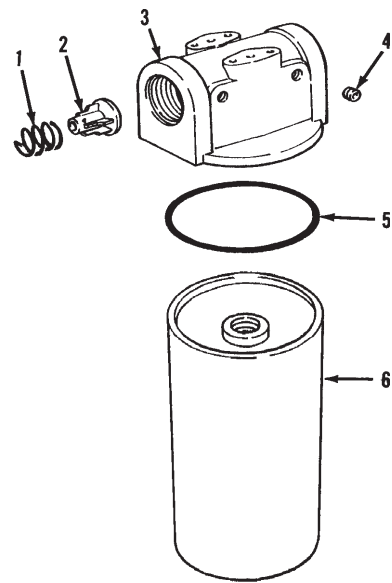
(XL4200) Starting Serial No. 0429266

Original Issue 6-97

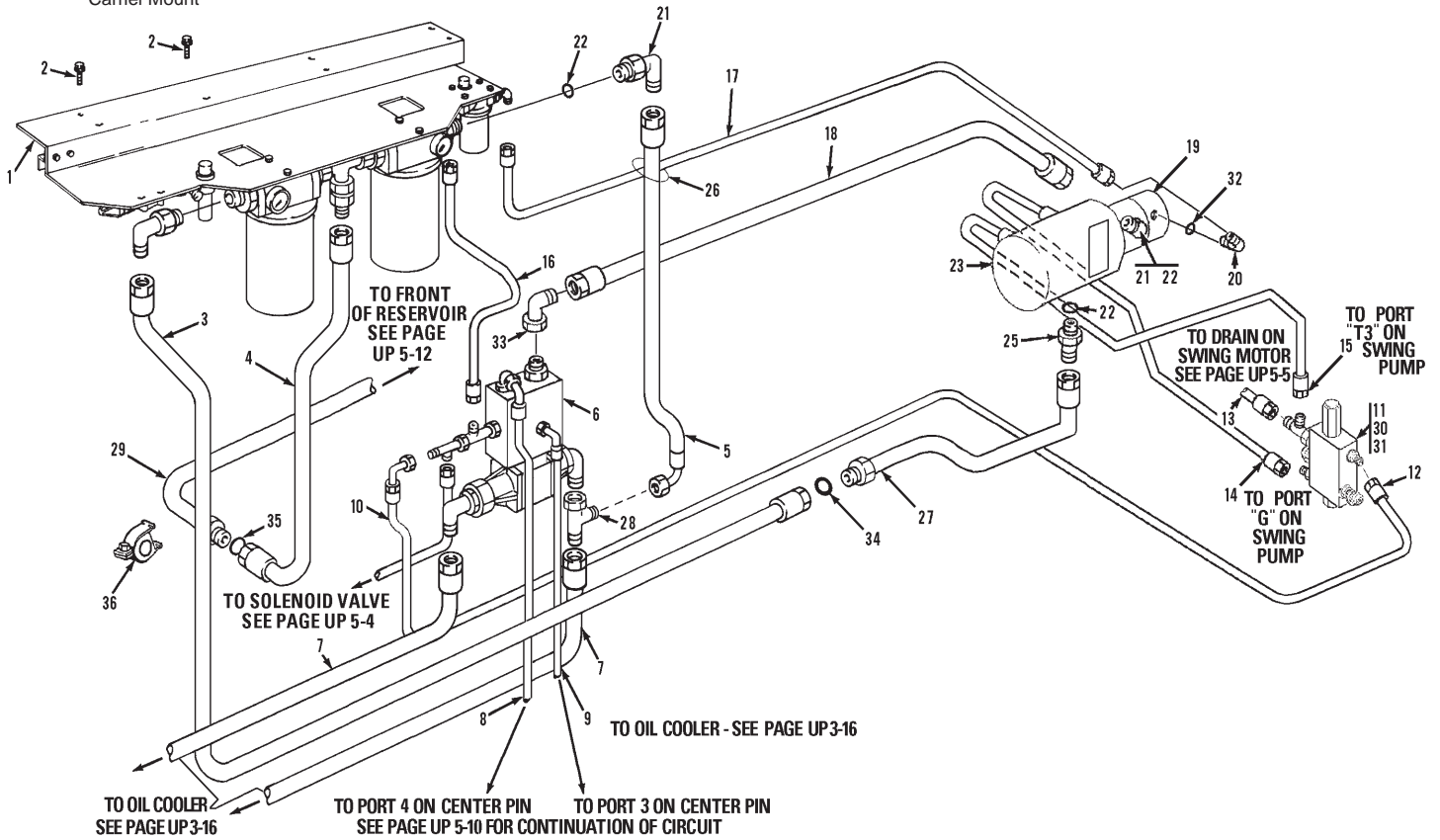


Item	Part No.	Qty.	Description Of Part
1	8093-3056	1	FILTER ASSY, (includes all items)
	8093-4041	1	VISUAL INDICATOR, (pop-up type with automatic reset & 50 PSI bypass valve)
2	8093-4042	1	FILTER HEAD
3	8093-4043	1	BOWL SEAL
4	8093-3057	1	FILTER ELEMENT
5	8093-4044	1	FILTER BOWL

Item	Part No.	Qty.	Description Of Part
	8093-3047	1	OIL FILTER ASSY, RETURN (includes all items)
1	8093-4265	1	SPRING
2	8093-4266	1	BY-PASS VALVE, 25 PSI
3	8093-4267	1	FILTER HEAD
4	8871-1280	4	HEX SOCKET PIPE PLUG, 1/8
5	8093-4268	1	SEAL RING
6	8093-3120	1	SPIN-ON ELEMENT

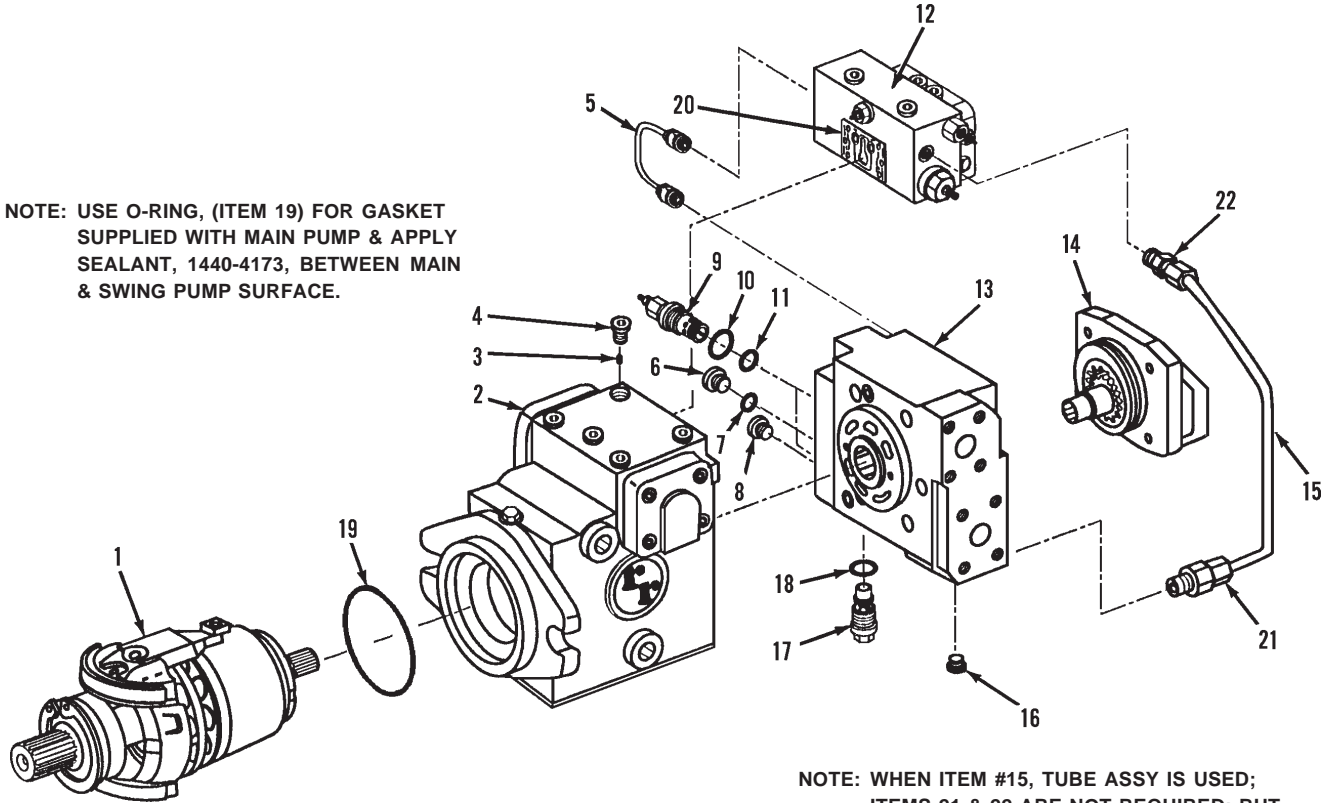


Item	Part No.	Qty.	Description Of Part
	8093-3048	1	OIL FILTER ASSY, SUCTION (includes all items)
1	8093-4269	1	PLUG, (no by-pass)
2	8093-4267	1	FILTER HEAD
3	8871-1280	4	HEX SOCKET PIPE PLUG, 1/8
4	8093-4268	1	SEAL RING
5	9108-4021	1	SPIN-ON ELEMENT



Item	Part No.	Qty.	Description Of Part	Item	Part No.	Qty.	Description Of Part
1		Ref	OIL FILTERS ASSY, (see page UP4-29 for details)	21	8866-2332	1	ELBOW, 90 DEGREES, (includes item 22)
2	8097-3025	8	WHIZ-LOK SCREW, 3/8-16X1	22	8859-1207	3	O-RING
3	8063-3090	1	TUBE ASSY	23		Ref	SWING PUMP ASSY, (see page UP4-32 for details)
4	8063-3107	1	TUBE ASSY	24	8063-3073	1	TUBE ASSY
5	8471-8598	1	HOSE ASSY	25	8866-2304	1	CONNECTOR, (includes item 22)
6		Ref	VALVE ASSY, (see page UP4-9 for details)	26	9002-7187	2	TY-RAP
7	8063-3074	1	TUBE ASSY	27	8471-8863	1	HOSE ASSY
8	8471-8328	1	HOSE ASSY	28	8866-2472	1	SWIVEL NUT RUN TEE, 3/4 TUBE
9	8471-7967	1	HOSE ASSY	29	8471-8694	1	HOSE ASSY
10	8471-7958	1	HOSE ASSY	30	8820-1008	2	HEX HD CAPSCREW, 1/4-20X1-3/4, GR5
11		Ref	PRESSURE REDUCING VALVE ASSY, (see page UP4-38 for details)	31	8855-1009	2	LOCKWASHER, 1/4
12	8471-7520	1	HOSE ASSY	32		1	O-RING
13	8471-8603	1	HOSE ASSY	33	8866-2374	1	ELBOW, 90 DEGREES, (swivel nut)
14	8471-8515	1	HOSE ASSY	34	8859-1508	1	O-RING
15	8471-8605	1	HOSE ASSY	35	8859-1509	1	O-RING
16	8471-8367	1	HOSE ASSY	36	9020-5792	1	CUSHION CLAMP
17	8471-7955	1	HOSE ASSY				NOTE: ONLY ITEMS WITH PART NUMBERS ARE AVAILABLE FOR SERVICE.
18	8471-8587	1	HOSE ASSY				
19		Ref	GEAR PUMP ASSY, (see page UP4-3 for details)				
20	9105-3450	1	ELBOW, 90 DEGREES, (includes item 32)				

NOTE: USE O-RING, (ITEM 19) FOR GASKET SUPPLIED WITH MAIN PUMP & APPLY SEALANT, 1440-4173, BETWEEN MAIN & SWING PUMP SURFACE.

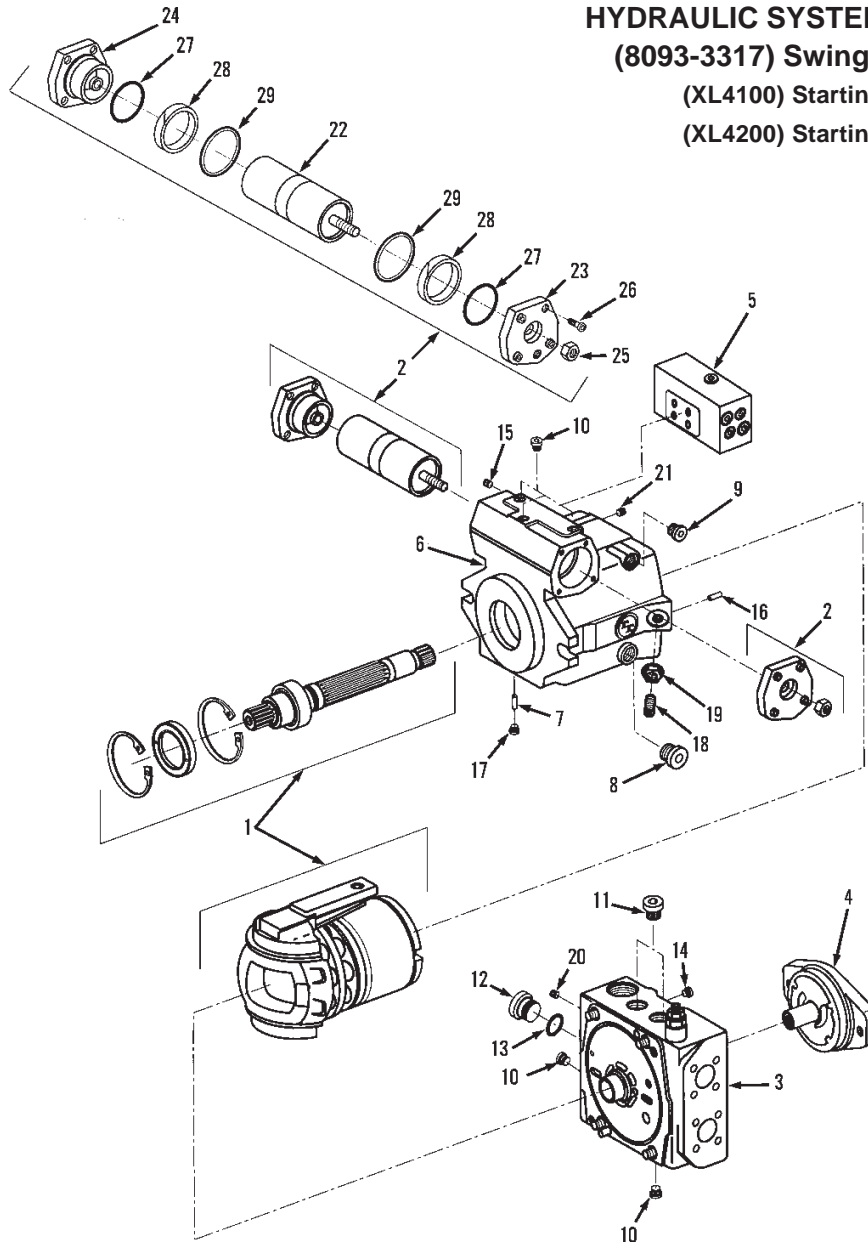


PAE7900

NOTE: WHEN ITEM #15, TUBE ASSY IS USED; ITEMS 21 & 22 ARE NOT REQUIRED; BUT BOTH ARE NECESSARY WHEN ITEM #15, HOSE ASSY IS USED.

Item	Part No.	Qty.	Description Of Part	Item	Part No.	Qty.	Description Of Part
*	8093-3003	1	SWING PUMP ASSY, (includes all items), (no longer available. For complete swing pump replacement, order 80965060 swing pump replacement kit located on page UP4-36)	10	8093-4088	2	O-RING
*	8093-4083	A/R	SWING PUMP SEAL KIT, (includes items 7, 10, 11, 18 & designated items on pages UP4-33, UP4-34 & UP4-35)	11	8093-4089	2	O-RING
1		Ref	ROTARY GROUP ASSY, (see page UP4-33 for details)	12	8093-4176	1	MS CONTROL VALVE W/BRAKE, (includes item 20)
2		Ref	HOUSING ASSY, (see page UP4-34 for details)	13		Ref	PORT BLOCK ASSY, (see page UP4-35 for details)
3	9108-4028	1	ORIFICE STROKING TIME, (0.8 MM)	14		Ref	CHARGE PUMP ASSY, (see page UP4-35 for details)
4	8093-4084	1	PLUG	15	8093-4090	1	TUBE ASSY
5	8093-4085	1	TUBE ASSY		8093-4508	1	HOSE ASSY, (used on some models)
6	8093-4086	1	PLUG	16	8093-4091	1	PLUG
7	8381-4030	1	O-RING	17	8093-4092	1	RELIEF VALVE ASSY, CHARGE PUMP
8	8093-4082	1	PLUG	18	8381-4024	1	O-RING
9	8093-4087	2	RELIEF VALVE ASSY, HIGH PRESSURE	19	8093-3139	1	O-RING
				20	8093-4183	1	GASKET
				21	8093-4544	1	CONNECTOR
				22	8093-4545	1	CONNECTOR, METRIC

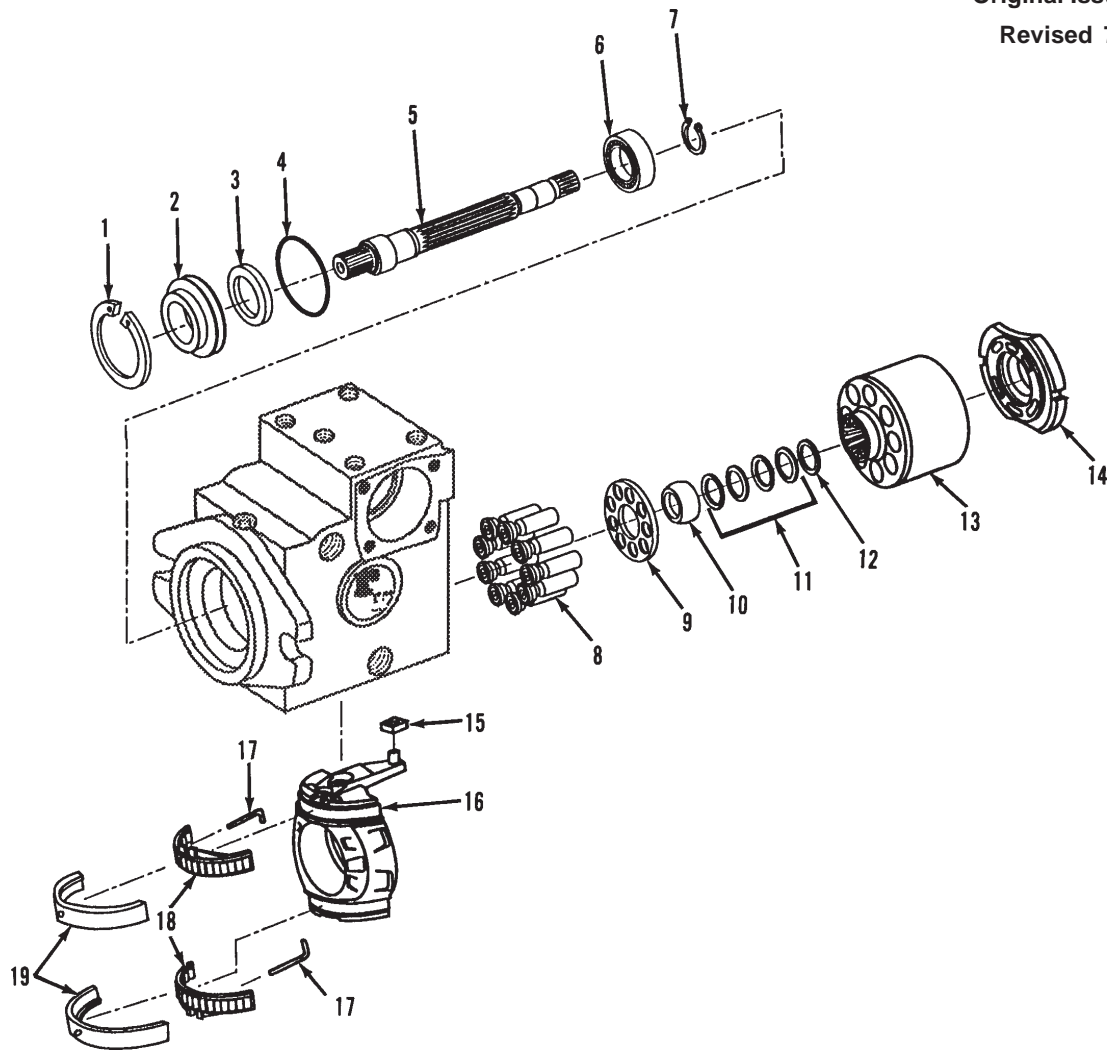
* - Added NLA note to 8093-3003. Revised Seal Kit inclusion note.



PAE7940

Item	Part No.	Qty.	Description Of Part	Item	Part No.	Qty.	Description Of Part
*	8093-3317	1	SWING PUMP ASSY, (includes all items), (no longer available. For complete swing pump replacement, order 80965060 swing pump replacement kit located on page UP4-36)	9		1	PLUG
*	8093-4589	A/R	SWING PUMP SEAL KIT, (includes items 8 thru 17, 19, 20 & 27 thru 29 & designated items on pages UP4-34 & UP4-35)	10		5	PLUG
1	8093-4590	1	ROTARY GROUP	11		2	PLUG
2	8093-4591	1	STROKING PISTON ASSY	12		1	PLUG
3		Ref	PORT BLOCK ASSY, (see page UP4-34 for details)	13		1	O-RING
4		Ref	CHARGE PUMP, (see page UP4-35 for details)	14		1	PLUG
5		Ref	DW CONTROL ASSY, (see page UP4-35 for details)	15		1	DOUBLE BREAKOFF PLUG
6	8093-4595	1	HOUSING ASSY	16		2	CLAMPING PIN
7	8093-4596	1	PIN	17		1	PLUG
8		1	PLUG	18	8093-4597	1	ECCENTRIC SCREW
				19		1	SEAL NUT
				20		1	PLUG
				21	8093-4598	1	DOUBLE BREAKOFF PLUG
				22	8093-4599	1	POSITIONING PISTON, (complete), (see page UP4-33 for breakdown)
				23	8093-4600	1	COVER
				24	8093-4601	1	COVER
				25	8093-4123	1	HEX NUT
				26	8093-4602	8	SOCKET HD CAPSCREW
				27		2	O-RING
				28		2	GLUID RING
				29		2	TURCON GLUID RING

* - Added NLA note to 8093-3317. Revised Seal Kit inclusion note.

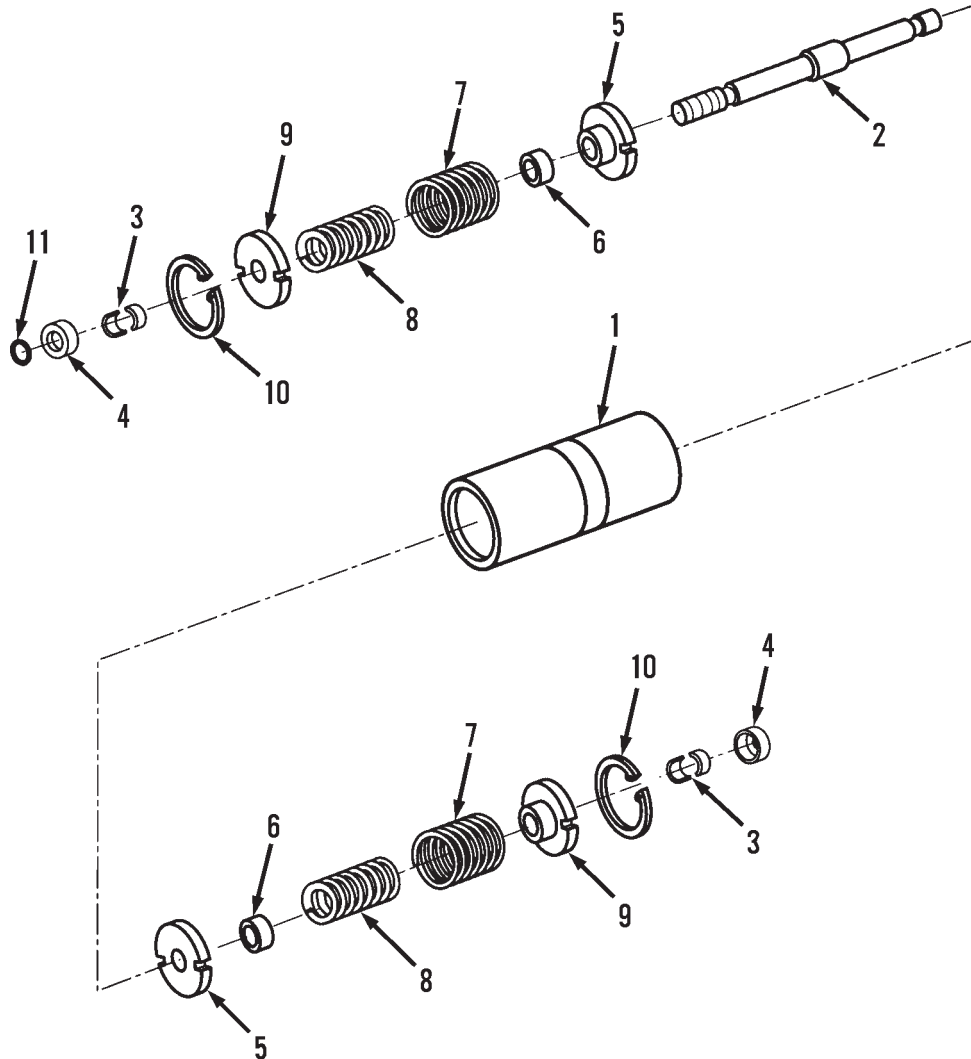


PAE7910

Item	Part No.	Qty.	Description Of Part
*	8093-4083	A/R	SWING PUMP SEAL KIT, (includes items 3, 4 & designated items on pages UP4-32, UP4-34 & UP4-35)
	8093-4516	Ref	ROTARY GROUP KIT, (includes items 8 thru 14)
	8093-4093	1	ROTARY GROUP ASSY, (includes all items)
1	8093-4094	1	INTERNAL SNAP RING
2		1	FRONT COVER
3	8093-4096	1	SHAFT SEAL
4	8093-4097	1	O-RING
5		1	SHAFT
6	8093-4099	1	ROLLER BEARING
7	8093-4100	1	EXTERNAL SNAP RING

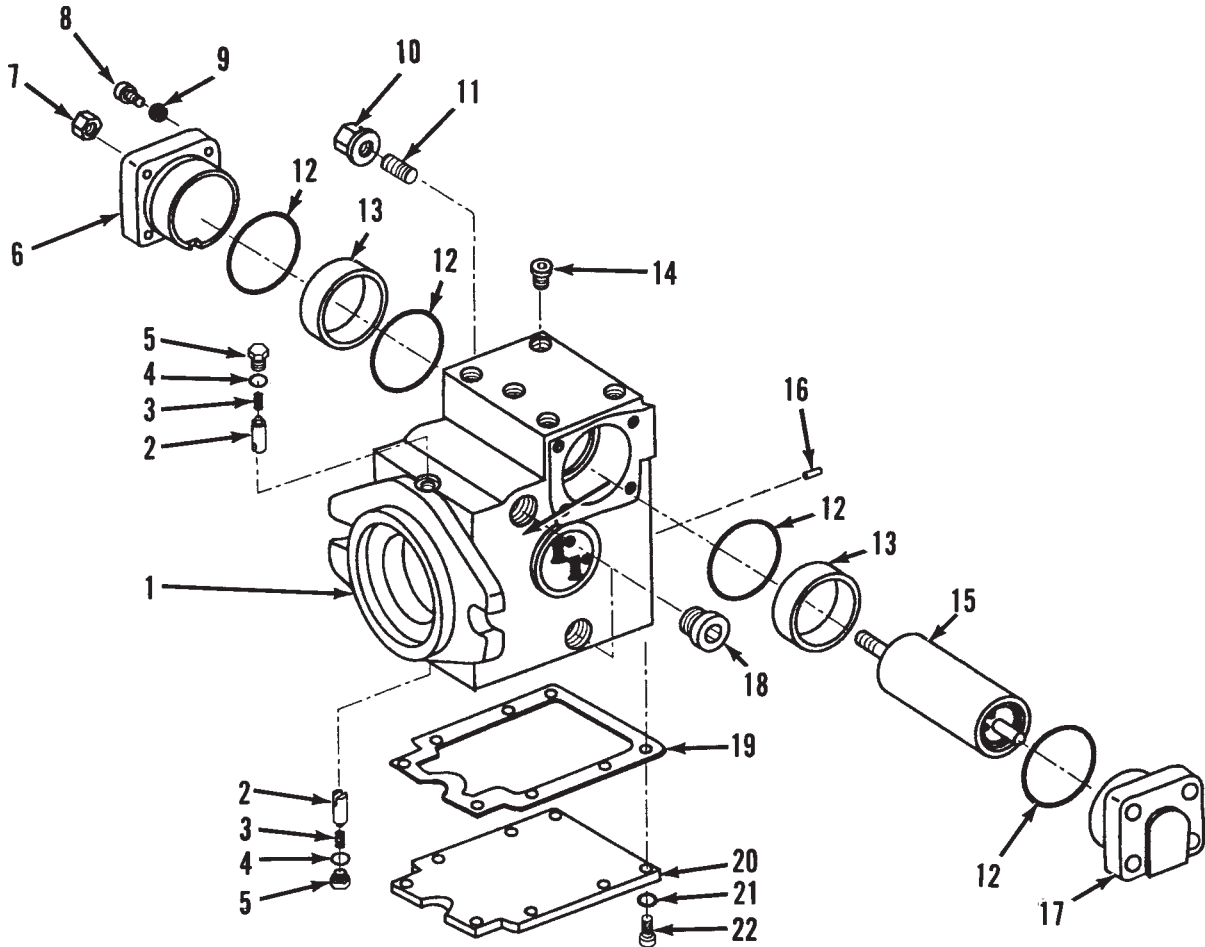
Item	Part No.	Qty.	Description Of Part
8		9	PISTON
9		1	RETAINING PLATE
10		1	RETAINING BALL
11		1	BELLEVILLE WASHER STACK
12		AR	PRELOAD SHIM, (1.0 MM)
		AR	PRELOAD SHIM, (0.6 MM)
		AR	PRELOAD SHIM, (0.8 MM)
		AR	PRELOAD SHIM, (1.2 MM)
13		1	BARREL
14		1	CONTROLLENS
15		1	SLIDE BLOCK
16	8093-4578	1	SWASH PLATE
17	8093-4113	2	WIRE
18	8093-4114	1	CAGE BEARING SET
19	8093-4115	1	BEARING SHELL SET

* - Revised Seal Kit inclusion note.



PAE7950

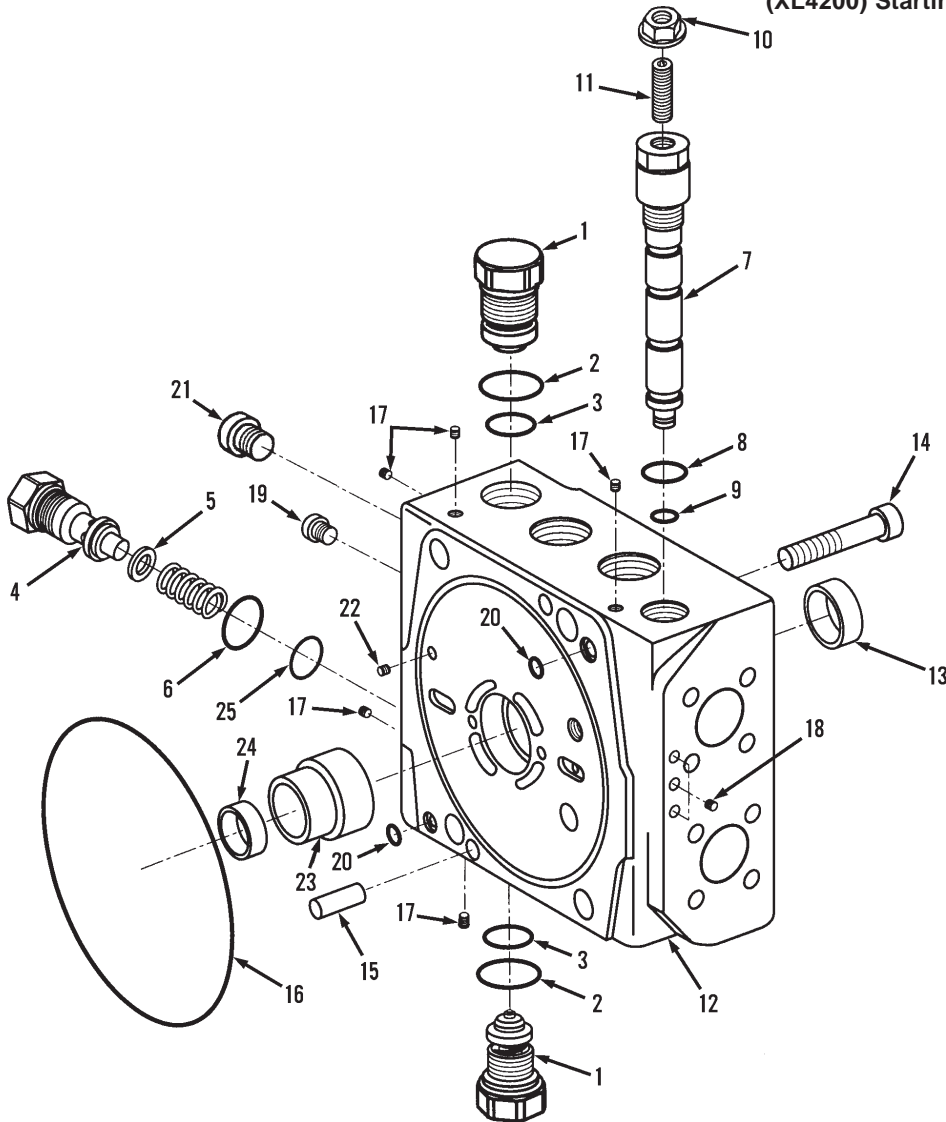
Item	Part No.	Qty.	Description Of Part	Item	Part No.	Qty.	Description Of Part
	8093-4599	1	POSITIONING PISTON, (complete), (includes all items)	4	8093-4613	2	RETAINER
1	8093-4603	1	POSITIONING PISTON	5	8093-4614	2	SPRING COLLAR
2	8093-4604	1	ROD	6	8093-4615	2	SPACER RING
3	8093-4605	AR	RING, (5.77 mm thick)		8093-4616	2	SPACER RING
	8093-4606	AR	RING, (5.82 mm thick)		8093-4617	2	SPACER RING
	8093-4607	AR	RING, (5.87 mm thick)		8093-4618	2	SPACER RING
	8093-4608	AR	RING, (5.92 mm thick)		8093-4619	2	SPACER RING
	8093-4609	AR	RING, (5.97 mm thick)		8093-4620	2	SPACER RING
	8093-4610	AR	RING, (6.02 mm thick)	7	8093-4621	2	PRESSURE SPRING
	8093-4611	AR	RING, (5.67 mm thick)	8	8093-4622	1	SPRING
	8093-4612	AR	RING, (5.72 mm thick)	9	8093-4623	2	SPRING COLLAR
				10	8093-4624	1	SEEGER V-RING
				11	8093-4625	1	O-RING



PAE7920

Item	Part No.	Qty.	Description Of Part	Item	Part No.	Qty.	Description Of Part
*	8093-4083	A/R	SWING PUMP SEAL KIT, (includes items 4, 10, 12, 19, 21 & designated items on pages UP4-32, UP4-33 & UP4-35)	10	8381-4019	1	SEAL NUT
	8093-4116	1	HOUSING ASSY, (includes all items)	11	8093-4126	1	ECCENTRIC SCREW
1	8093-4117	1	HOUSING	12	8093-4127	4	O-RING
2	8093-4118	2	PIN	13	8093-4128	2	BUSHING
3	8093-4119	2	SPRING	14	8093-4129	5	PLUG
4	8093-4120	2	SEAL RING	15	8093-4130	1	STROKING PISTON ASSY, (includes items 16 thru 22)
5	8093-4121	2	PLUG	16	8093-4149	1	PLUG
6	8093-4122	1	COVER	17	8093-4148	1	COVER
7	8093-4123	1	JAM NUT	18	8392-4120	3	PLUG
8	8093-4124	8	SOCKET HD CAPSCREW	19	8093-4150	1	GASKET
9	8093-4125	8	LOCKWASHER	20	8093-4151	1	HOUSING COVER
				21	8093-4152	11	USIT RING
				22	8093-4153	11	SOCKET HD CAPSCREW

* - Revised Seal Kit inclusion note.

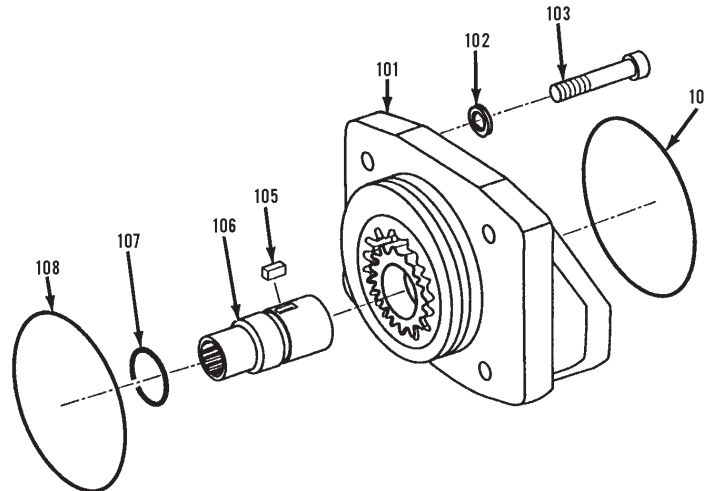
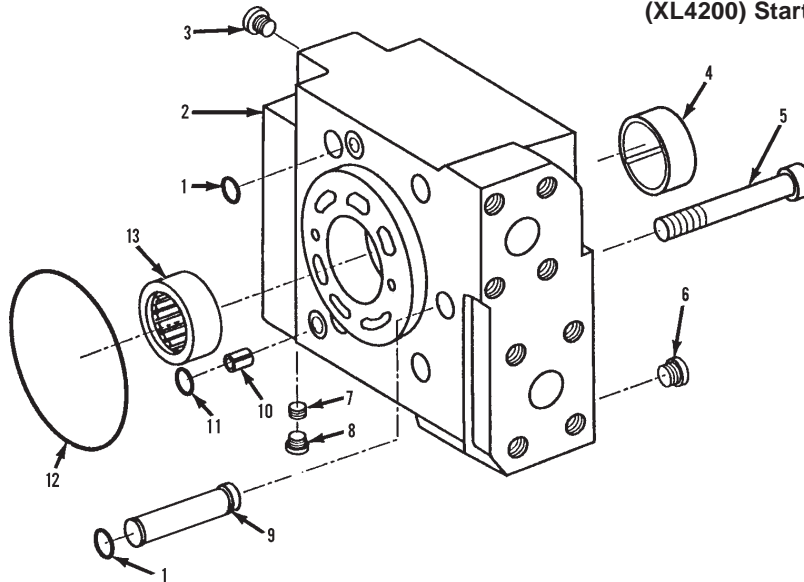


PAE7960

Item	Part No.	Qty.	Description Of Part	Item	Part No.	Qty.	Description Of Part
*	8093-4592	1	PORT BLOCK ASSY, (includes all items)	11		1	ADJUSTING SCREW
	8093-4589	1	SEAL KIT, (includes items 2, 3, 5, 6, 8, 9, 10 & 15 thru 21, 25 & designated items on pages UP4-32 & UP4-35)	12	8093-4629	1	PORT BLOCK
1	8093-4626	2	PRESSURE RELIEF VALVE, (includes items 2 & 3), (6150 psi)	13	8093-4158	1	BEARING BUSHING
2	8093-4654	2	O-RING	14	8093-4630	4	CAPSCREW
3	8093-4655	2	BACK-UP RING	15		2	CYLINDER PIN
4	8093-4627	1	PRESSURE RELIEF VALVE, (includes items 5 & 6), (400 psi)	16		1	O-RING
5		1	SHIM	17		3	DOUBLE BREAKOFF PLUG
6		1	SQUARE RING	18		2	DOUBLE BREAKOFF PLUG
7	8093-4628	1	P.O.R. ASSY, (includes items 8 thru 11), (5800 psi)	19		1	PLUG
8		1	O-RING	20		2	O-RING
9		1	O-RING	21		1	PLUG
10		1	SEAL NUT	22		2	DOUBLE BREAKOFF PLUG
				23		1	BUSHING SUPPORT
				24		1	BEARING BUSHING
				25		1	O-RING
							NOTE: ONLY ITEMS WITH PART NUMBERS ARE AVAILABLE FOR SERVICE.

* - Added 8093-4592.

MF



PAE7930

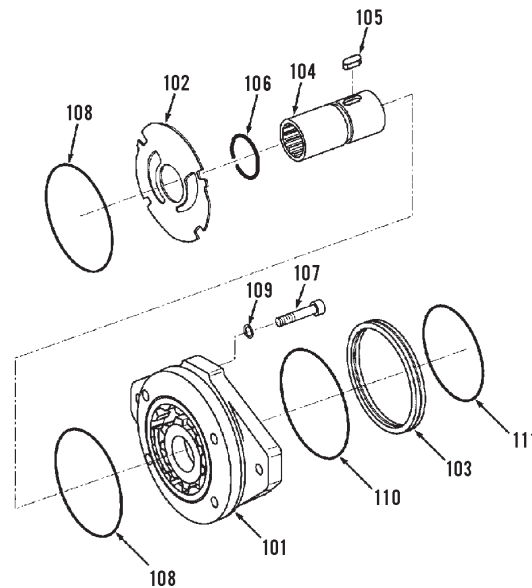
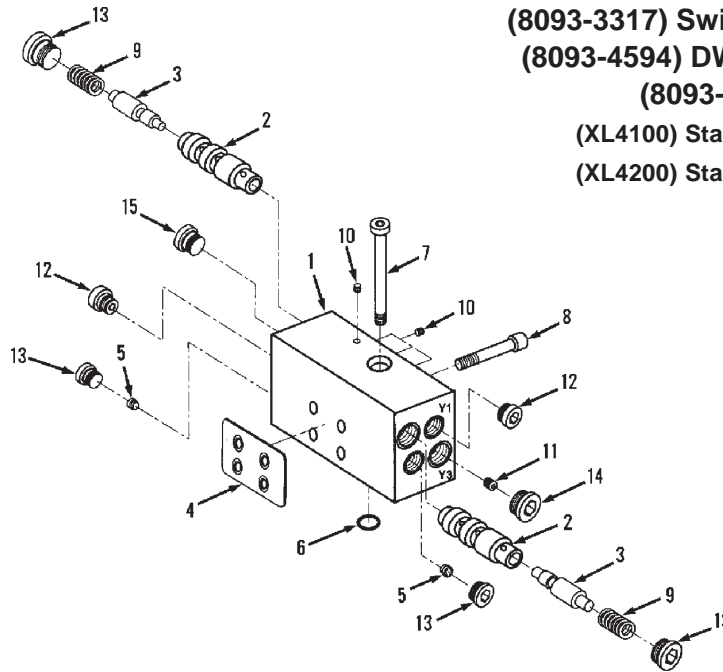
Item	Part No.	Qty.	Description Of Part	Item	Part No.	Qty.	Description Of Part
	8093-4154	1	PORT BLOCK ASSY, (includes items 1 thru 13)		8093-4168	1	CHARGE PUMP ASSY, (includes items 101 thru 108)
1	8093-4155	2	O-RING	101		Ref	HOUSING, (not sold separately)
2	8093-4156	1	PORT BLOCK HOUSING	102	8093-4169	4	LOCKWASHER
3	8093-4157	2	PLUG	103	8093-4170	4	SOCKET HD CAPSCREW
4	8093-4158	1	BUSHING	104	8024-3021	1	O-RING
5	8093-4159	4	SOCKET HD CAPSCREW	105	8093-4172	1	KEY
6	8093-4160	2	PLUG	106	8093-4173	1	DRIVE SHAFT
7	8093-4161	1	PLUG	107	8093-4174	1	RETAINING RING
8	8093-4162	1	PLUG	108	8093-4175	1	O-RING
9	8093-4767	1	SHUTTLE PLUG	*	8093-4083	A/R	SWING PUMP SEAL KIT, (includes items 1, 11, 12, 104, 108 & designated items on pages UP4-34, UP4-35 & UP4-36)
10	8093-4164	1	SPRING PIN				
11	8093-4165	1	QUAD RING				
12	8093-4166	1	O-RING				
13	8093-4167	1	REAR SHAFT BEARING				

* - Revised Seal Kit inclusion note. Renumbered charge pump items to 100's.

HYDRAULIC SYSTEM COMPONENTS
(8093-3317) Swing Pump Assembly
(8093-4594) DW Control Assembly
(8093-4593) Charge Pump

(XL4100) Starting Serial No. 0412513
(XL4200) Starting Serial No. 0422507

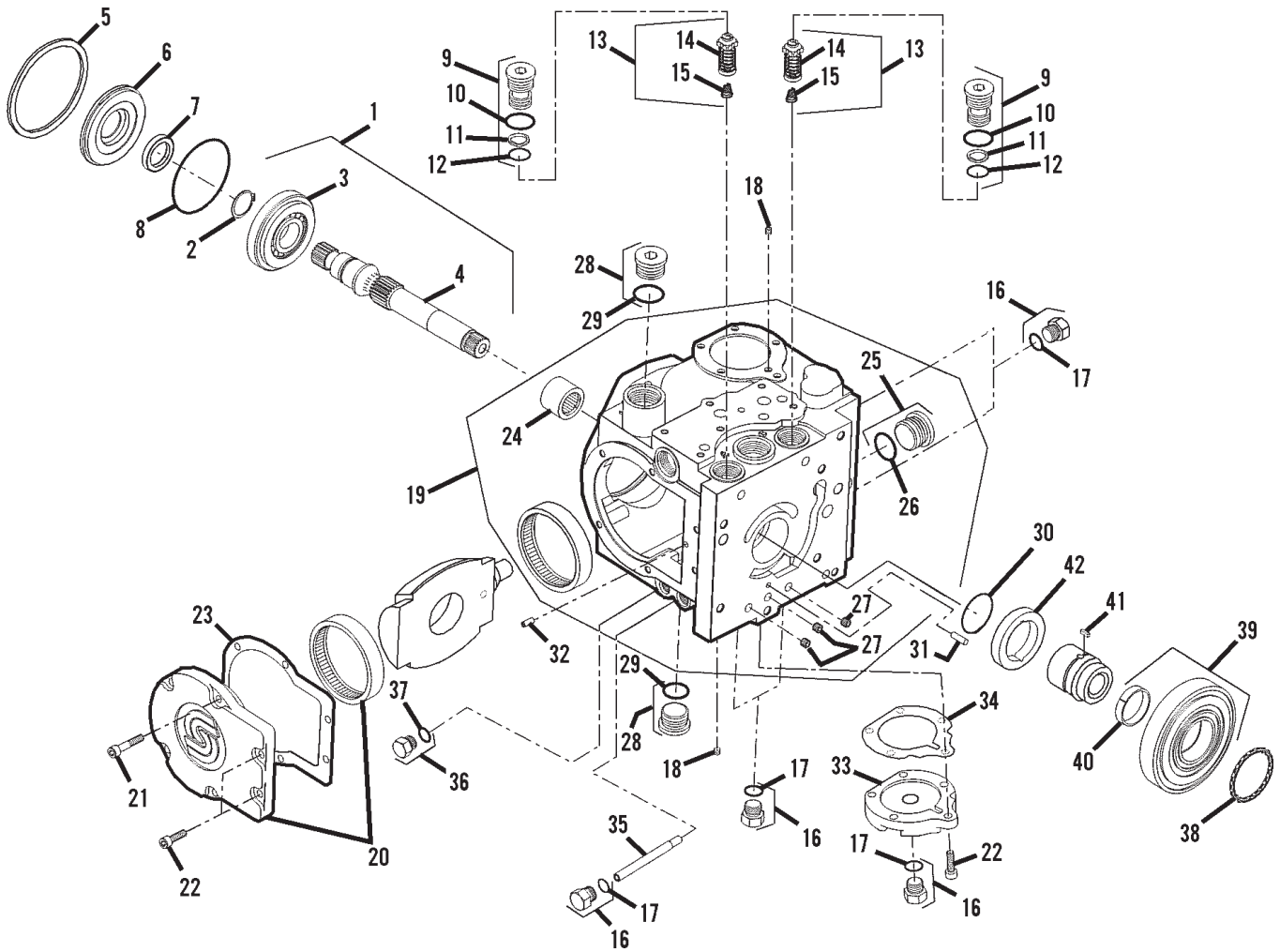
Original Issue 10-00
Revised 7-20-16



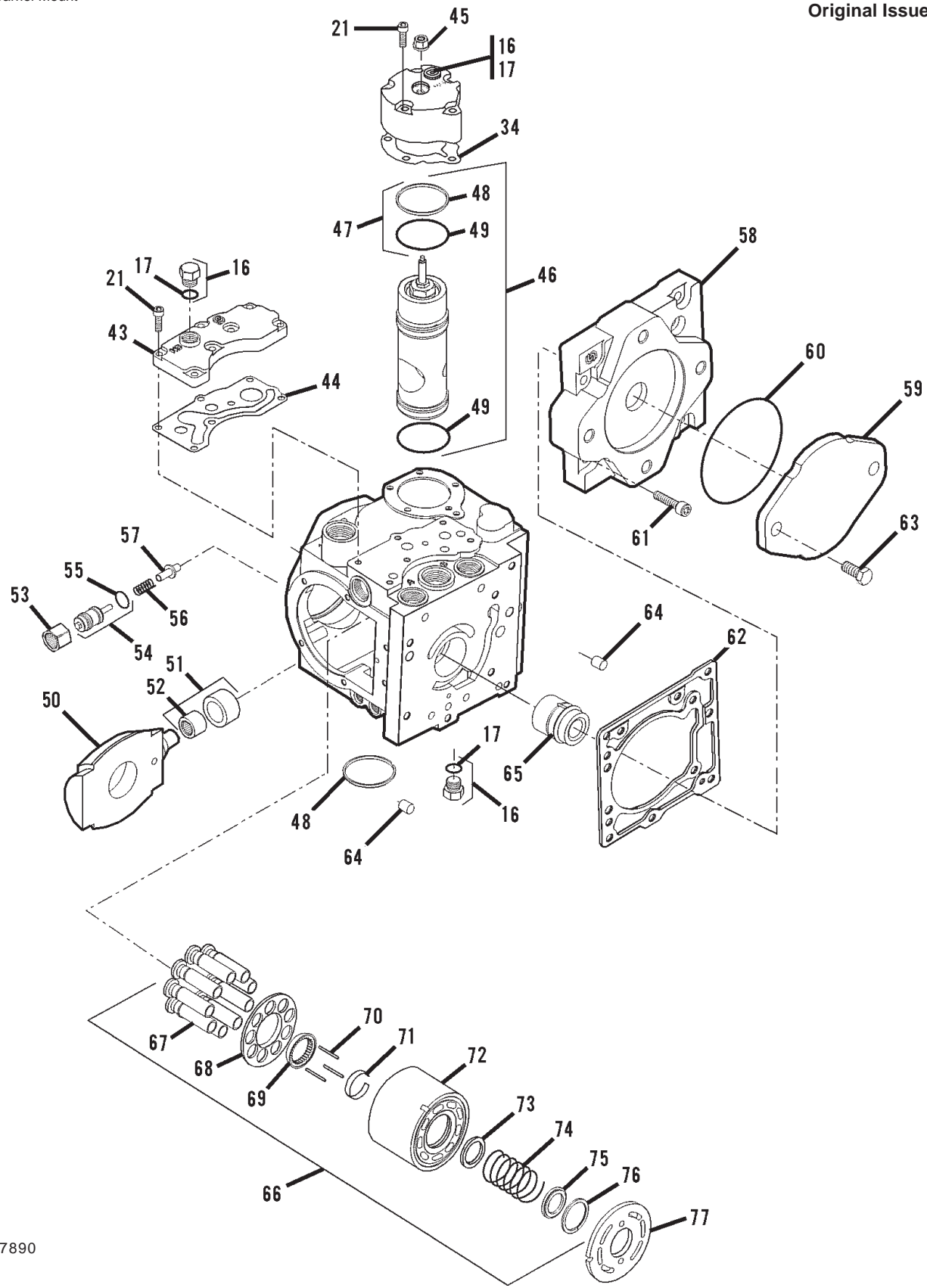
PAE7970

Item	Part No.	Qty.	Description Of Part	Item	Part No.	Qty.	Description Of Part
	8093-4594	1	DW CONTROL ASSY, (includes all items)		8093-4593	1	CHARGE PUMP, (includes items 101 thru 111)
1	8093-4641	1	HOUSING	101	8093-4634	1	INTERMEDIATE FLANGE
2	8093-4642	2	BUSHING	102	8093-4635	1	WEAR PLATE
3	8093-4585	2	THROTTLE PISTON	103	8093-4636	1	CENTERING RING
4		1	GASKET	104	8093-4637	1	THRU-DRIVE COUPLING
5	8093-4587	2	CHECK VALVE	105	8093-4638	1	KEY
6	8093-4643	1	O-RING	106	8093-4639	1	RETAINING RING
7		1	CAPSCREW	107	8093-4640	4	CAPSCREW
8	8093-4644	4	CAPSCREW	108	8093-4649	2	KANTSEAL RING
9	8093-4645	2	SPRING	109	8093-4650	4	SEAL RING
10		9	DOUBLE BREAKOFF PLUG	110	8093-4651	4	O-RING
11	8093-4646	1	THREADED PIN	111	8093-4652	1	O-RING
12	8093-4647	2	THROTTLE VALVE				
13		4	PLUG	*	8093-4589	1	SEAL KIT, (includes items 4, 7, 10, 13 thru 15, 108 thru 111 & designated items on pages UP4-32 & UP4-34)
14		1	PLUG				
15		1	PLUG				

* - Revised Seal Kit inclusion note. Renumbered charge pump items to 100's.

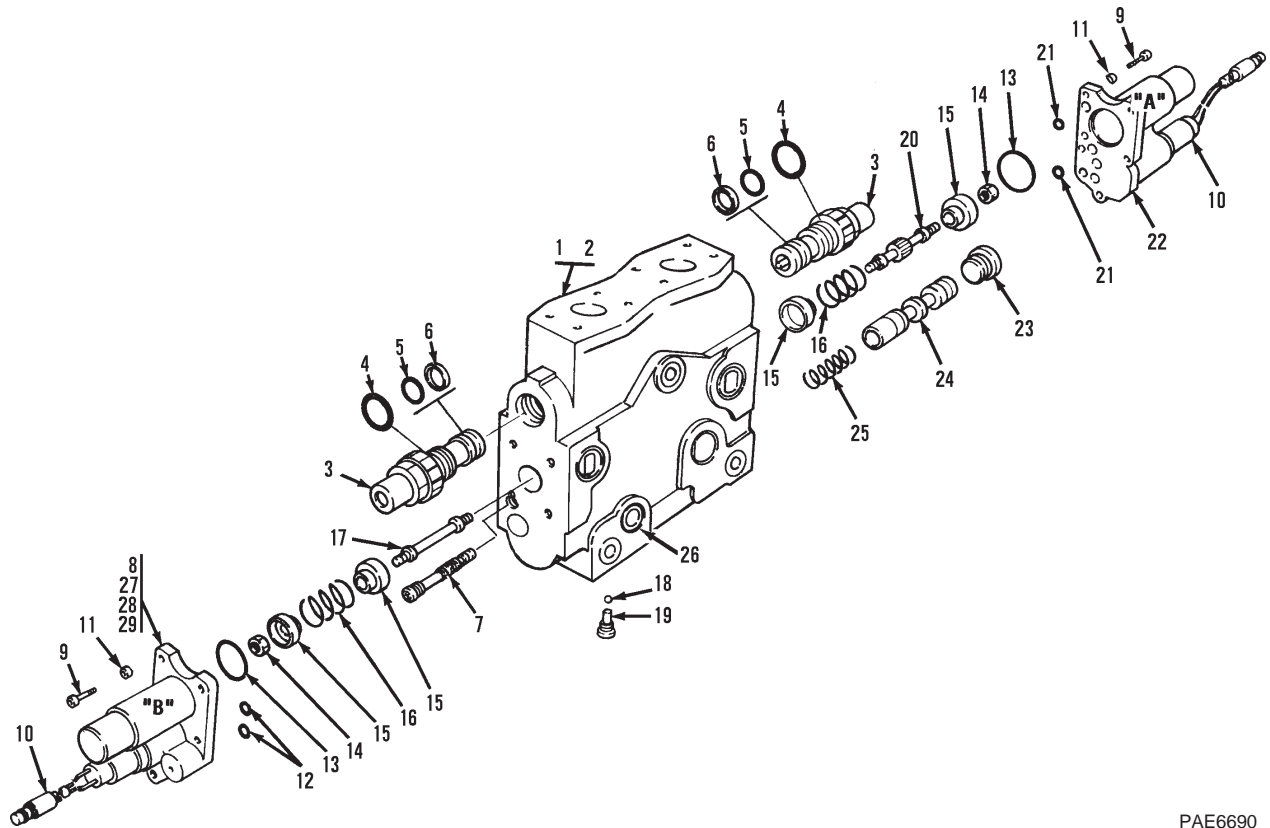


PAE7880



PAE7890

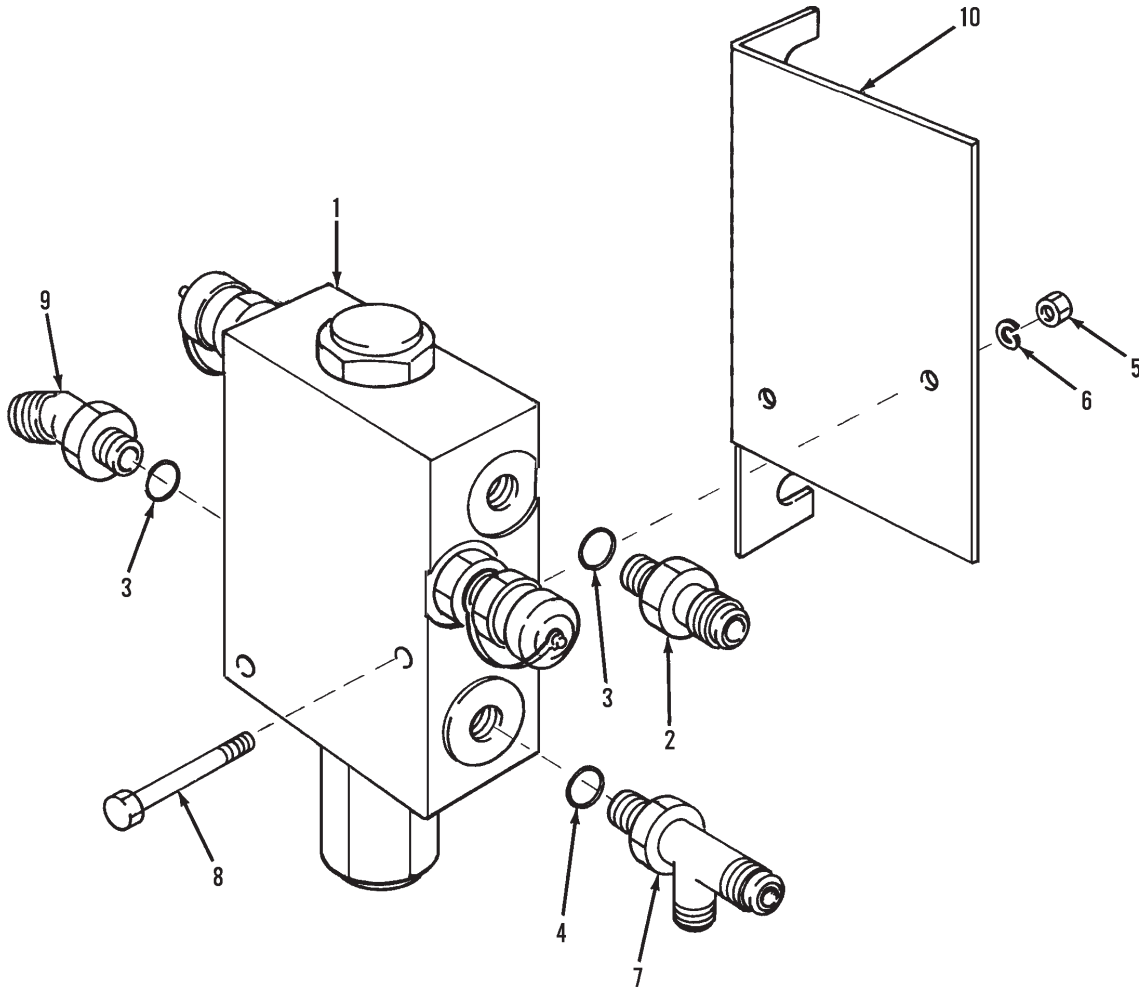
Item	Part No.	Qty.	Description Of Part	Item	Part No.	Qty.	Description Of Part
	8096-5060	Ref	SWING PUMP REPLACEMENT KIT, (includes all items)	46	8093-4729	1	SERVO PISTON KIT, (includes items 47 thru 49)
	8093-3370	1	SWING PUMP ASSY, (includes items 1 thru 77)	47	8093-4730	1	SERVO PISTON RING KIT, (includes qty. 2 of items 48 & 49)
1	8093-4682	1	SHAFT ASSY, (includes items 2 thru 4)	48	8093-4731	2	PISTON RING
2	8093-4683	1	RETAINING RING	49	8093-4732	2	O-RING
3	8093-4684	1	ROLLER BEARING	50	8093-4733	1	SWASH PLATE
4	8093-4685	1	SHAFT	51	8093-4734	1	CAM FOLLOWER BEARING ASSY, (includes item 52)
5	8093-4686	1	RETAINING RING	52	8093-4735	1	NEEDLE BEARING
6	8093-4687	1	SEAL CARRIER	53	8093-4736	1	NUT
7	8093-4688	1	LIP SEAL	54	8093-4737	1	PLUG ASSY, (includes item 55)
8	8093-4689	1	O-RING	55	8093-4738	1	O-RING
9	8093-4690	2	SCR VALVE PLUG, (includes items 10 thru 12)	56	8093-4739	1	SPRING
10	8093-4691	2	O-RING	57	8093-4740	1	POPPET
11	8093-4692	2	BACK-UP RING	58	8093-4741	1	CHARGE PUMP COVER PAD
12	8093-4693	2	O-RING	59	8093-4742	1	COVER PLATE
13	8093-4681	2	SCR VALVE ASSY, (includes items 14 & 15)	60	8093-4743	1	O-RING
14	8093-4765	2	SCR VALVE	61	8093-4744	6	SOCKET HD CAPSCREW
15	8093-4696	2	SPRING	62	8093-4745	1	CHARGE PUMP COVER GASKET
16	9108-4366	6	PLUG, (includes item 17)	63	8093-4746	1	HEX HD CAPSCREW
17	8093-4698	6	O-RING	64	8093-4747	2	PIN
18	8093-4699	2	ORIFICE PLUG	65	8093-4748	1	COUPLING
19	8093-4700	1	HOUSING ASSY, (includes items 24 thru 27)	66	8093-4749	1	CYLINDER BLOCK KIT, (includes items 67 thru 76)
20	8093-4701	1	SIDE COVER ASSY	67	8093-4750	9	PISTON ASSY
21	8093-4702	21	SOCKET HD CAPSCREW	68	8093-4751	1	SLIPPER RETAINER
22	8093-4703	2	SOCKET HD CAPSCREW	69	8093-4752	1	SLIPPER RETAINER GUIDE
23	8093-4704	1	GASKET	70	8093-4753	1	PIN
24	8093-4705	1	NEEDLE BEARING	71	8093-4754	3	RETAINER
25	8093-4706	1	PLUG, (includes item 26)	72	8093-4755	1	CYLINDER BLOCK
26	8093-4707	1	O-RING	73	8093-4756	1	WASHER
27	8093-4708	3	PIPE PLUG	74	8093-4757	1	SPRING
28	8093-4709	2	PLUG, (includes item 29)	75	8093-4758	1	WASHER
29	8093-4710	2	O-RING	76	8093-4759	1	RETAINING RING
30	8093-4724	1	RETAINING RING	77	8093-4760	1	VALVE PLATE, CW
31	8093-4725	1	PIN		8093-4769	A/R	SWING PUMP SEAL KIT, (includes items 8, 10 thru 12, 17, 23, 29, 34, 37, 38, 44, 45, 48, 49, 55, 60 & 62)
32	8093-4713	1	PIN				These items are shipped loose with kit:
33	8093-4714	1	SERVO COVER	8472-1314	1	HOSE ASSY, ("A" port to swing right)	
34	8093-4715	2	GASKET	8472-1371	1	HOSE ASSY, ("B" port to swing left)	
35	8093-4716	1	SPOOL	8472-1315	1	HOSE ASSY, (suction line)	
36	8093-4717	1	PLUG ASSY, (includes item 35)	8866-2064	2	ELBOW, 90 DEGREES, (ports "M2" and "M3")	
37	8093-4718	1	O-RING	9114-3172	1	MINI-CHECK COUPLING, (port "L2")	
38	8093-4719	1	O-RING	8866-2304	3	CONNECTOR, (ports "A", "B" and "S")	
39	8093-4720	1	GEAR ROTOR COVER ASSY, (includes item 40)	8866-2312	1	CONNECTOR, (port "L2")	
40	8093-4721	1	JOURNAL BEARING	7713-3089	1	MINI-CHECK COUPLING, (port "M1")	
41	8093-4722	1	KEY	8866-2005	2	CONNECTOR, (ports "X1" and "X2")	
42	8093-4723	1	GEAR ROTOR ASSY				
43	8093-4726	1	SUCTION FILTER ADAPTER				
44	8093-4727	1	GASKET				
45	8093-4728	1	SEAL NUT				



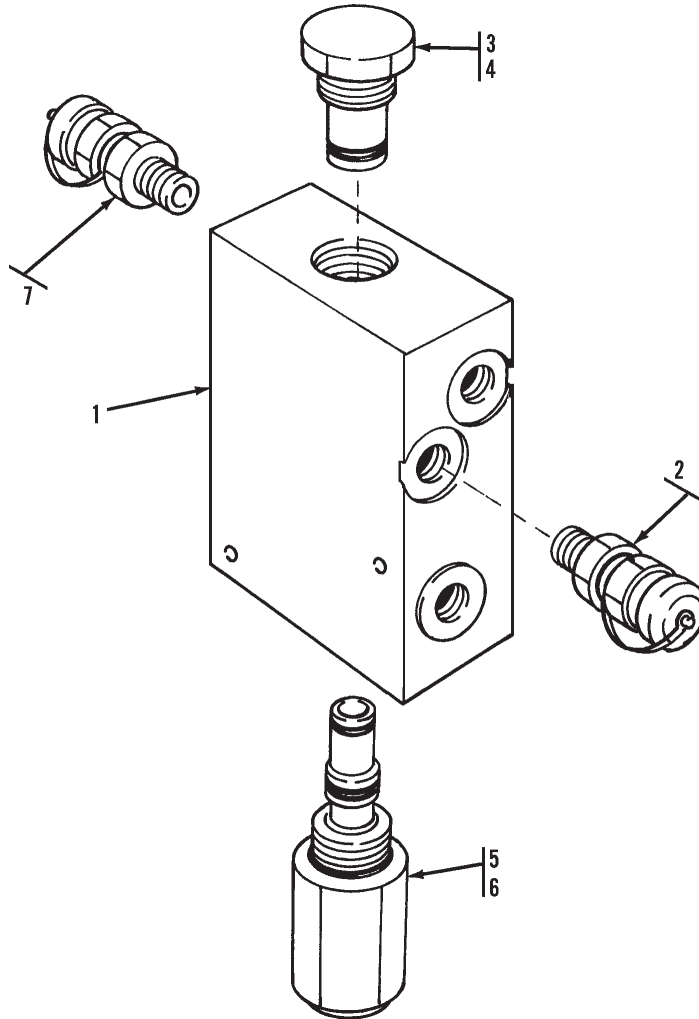
PAE6690

Item	Part No.	Qty.	Description Of Part	Item	Part No.	Qty.	Description Of Part
	8093-4488	1	AUXILIARY VALVE SECTION ASSY, (includes all items)	12		2	O-RING
	8093-4477	1	SOLENOID HOUSING SEAL KIT (includes items 12, 13 & 21)	13		2	O-RING
	8093-4476	1	SECONDARY SHUTTLE KIT (includes items 18 & 19)	*14	8093-4333	2	HEX NUT, (loctite & torque to 8 lb-ft)
	8063-4059	1	SOLENOID CARTRIDGE & HOUSING SEAL KIT, (includes items 12, 13, 21 & 27 thru 29)	15	8093-4334	4	SPRING RETAINER
	8093-4495	1	RELIEF VALVE SEAL KIT, (includes items 4, 5 & 6)	16	8093-4384	2	SPRING
*1		1	BODY, (not available for service)	17	8093-4336	1	SOLENOID COUPLING
*2		1	SPOOL, (not available for service)	18		1	BALL
*3	8063-4018	2	RELIEF/ANTI-CAVITATION VALVE ASSY (3000 PSI), (includes items 4, 5 & 6), (torque to 50 lb-ft)	*19		1	SHUTTLE PLUG & SEAT ASSY, (torque to 10 lb-ft)
4	8093-4455	2	O-RING (large)	*20	8093-4501	1	SOLENOID COUPLING
5	8093-4456	2	O-RING (small)	*21		2	O-RING
6	8093-4457	2	BACK-UP RING	22	8093-4542	1	SOLENOID HOUSING ASSY, "A"
*7	8093-4337	1	PRIMARY HOUSING ASSY, (torque to 10 lb-ft)	*23	8093-4340	1	LOAD CHECK PLUG & O-RING, (torque to 50 lb-ft)
*8	8093-4541	1	SOLENOID HOUSING ASSY, "B", (includes items 27 thru 29)		8859-1207	1	O-RING
*9	8023-4104	5	SOCKET HD CAPSCREW, (torque to 6 lb-ft)	24	8063-4052	1	FLOW CONTROL SPOOL
*10	8093-4490	2	ELECTRIC VALVE, (torque to 9 lb-ft)	25	8093-4342	1	COMPENSATOR SPRING
11	8023-4090	5	WASHER	26	8063-4024	1	EXPANSION PLUG
				27		2	O-RING
				28		2	O-RING
				29		2	O-RING
							NOTE: ONLY ITEMS WITH PART NUMBERS ARE AVAILABLE FOR SERVICE.

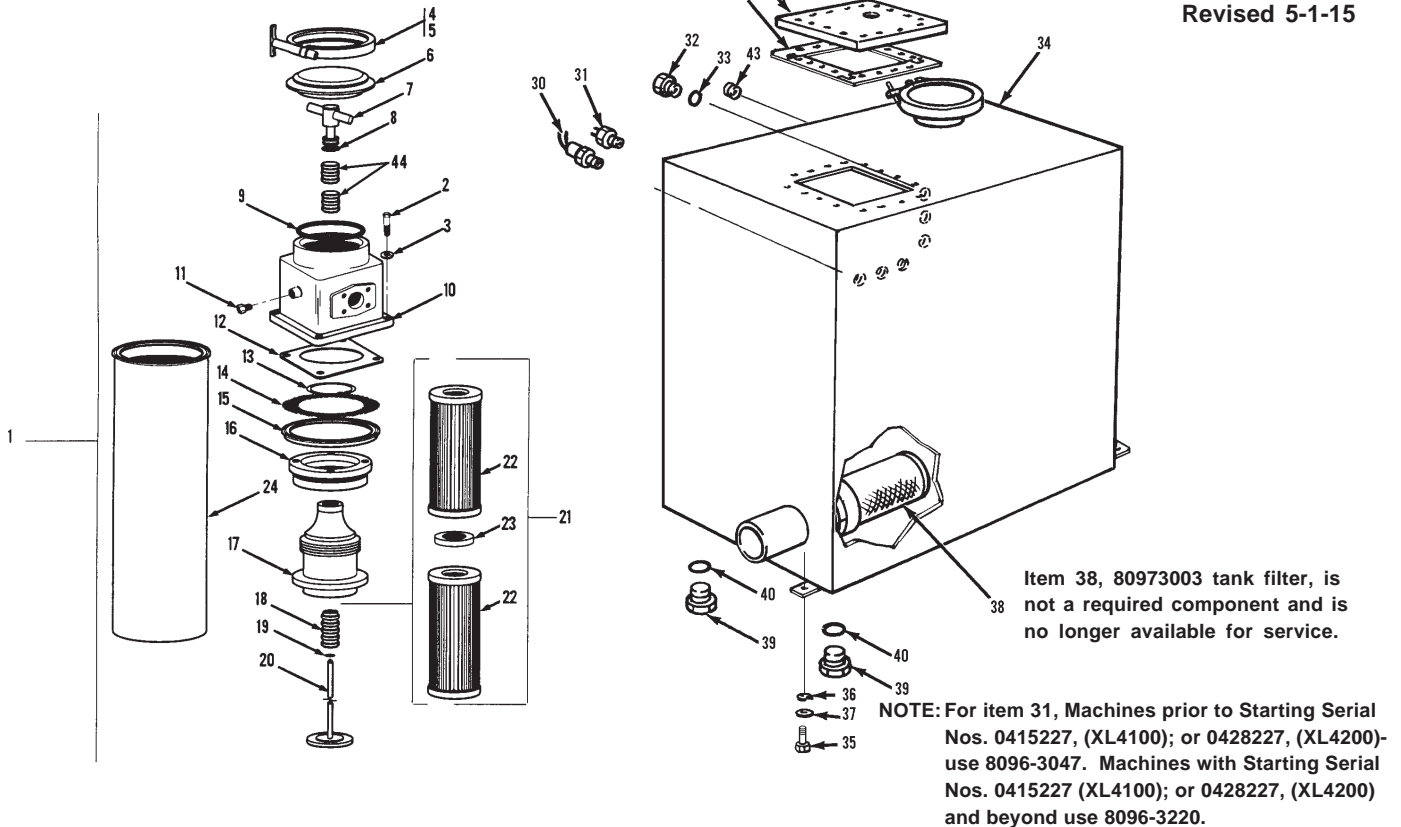
* - Revised illustration; added availability note to items 1 & 2; added torque notes to items 3, 7, 8, 9, 10, 14, 19 & 23; changed part numbers on items 9 & 20; added part number to item 14; removed part number on item 21.



Item	Part No.	Qty.	Description Of Part
1	8063-5013	1	PRESSURE REDUCING VALVE ASSY, (includes all items)
		Ref	PRESSURE REDUCING VALVE ASSY, (see page UP4-39 for details)
2	8866-2005	1	CONNECTOR, (includes item 3)
3	8859-1204	2	O-RING
4	8859-1503	1	O-RING
5	8850-1004	2	HEX NUT, 1/4-20
6	8855-1009	2	LOCKWASHER, 1/4
7	8866-2346	1	RUN TEE, (includes item 4)
8	8820-1008	2	HEX HD CAPSCREW, 1/4-20X1-3/4, GR5
9	8866-2084	1	ELBOW, 90 DEGREES, (includes item 3)
10	8093-1022	1	VALVE BRACKET



Item	Part No.	Qty.	Description Of Part
	8093-3105	1	PRESSURE REDUCING VALVE ASSY, (includes all items)
1		1	VALVE BODY
2	7713-3089	2	MINI-CHECK COUPLING, (includes item 7)
3	9120-4198	1	CHECK VALVE ASSY
4	9120-4190	1	CHECK VALVE SEAL KIT
5	8093-4005	1	PRESSURE REDUCING VALVE ASSY
6	8093-4006	1	REDUCING VALVE SEAL KIT
7	8376-3056	2	VITON O-RING, (lubricate lightly)
			NOTE: ONLY ITEMS WITH PART NUMBERS ARE AVAILABLE FOR SERVICE.

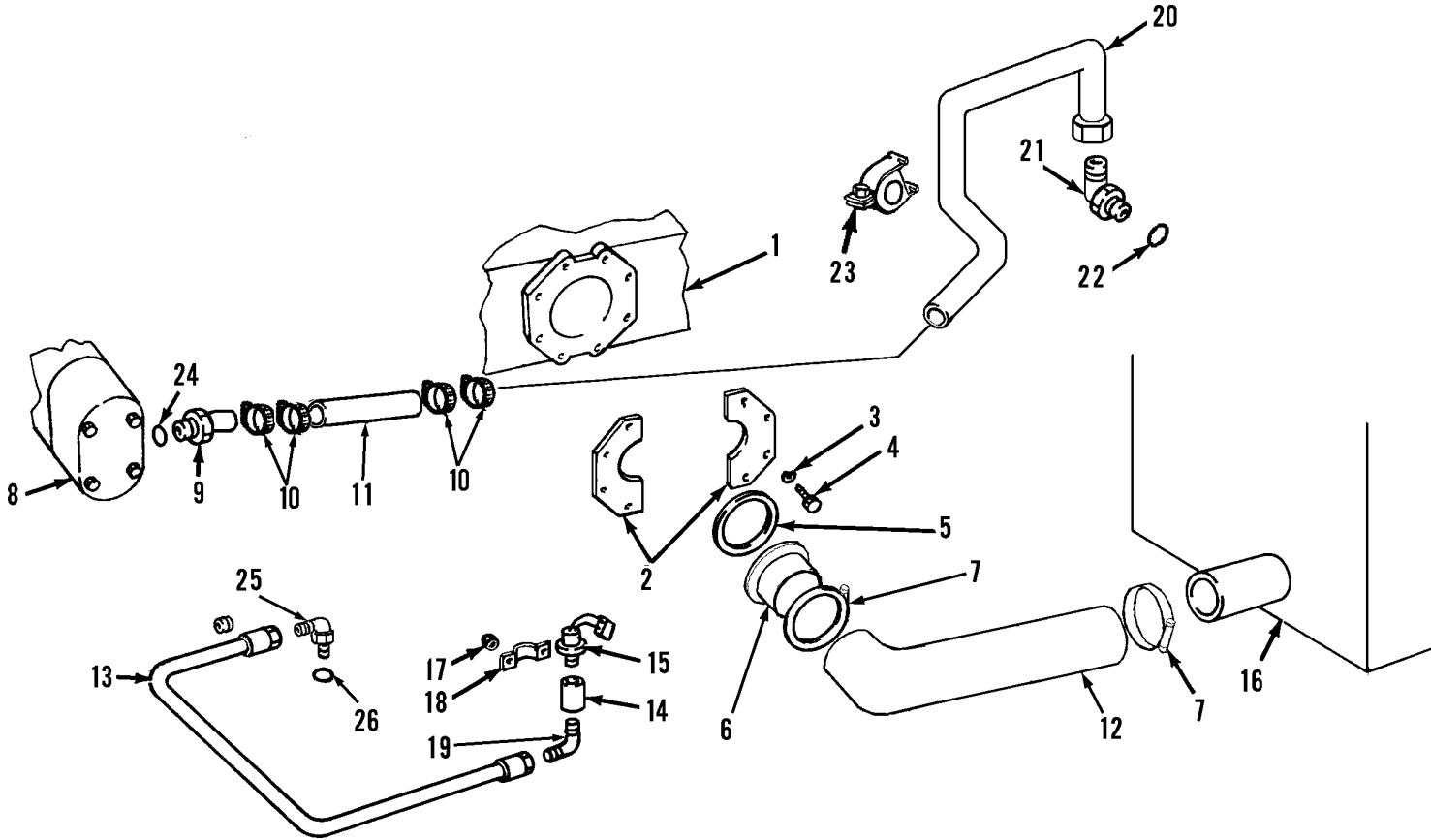


Item	Part No.	Qty.	Description Of Part
	8067-5004	1	RESERVOIR ASSY, (includes all items except items 30, 31, 35, 36 & 37)
1	8067-3007	1	FILTER ASSY, (includes items 4 thru 24)
2	8820-1034	4	HEX HDCAPSCREW, 3/8-16X3/4, GR5
3	8855-1011	4	LOCKWASHER, 3/8
4	7736-4142	1	CLAMP
5	7736-4143	1	CLAMP HANDLE
6	8067-4001	1	COVER
7	8667-1397	1	HANDLE ASSY, (includes item 8)
8	8667-1395	1	O-RING
9	8859-1141	1	O-RING
10	8067-4002	1	FILTER HEAD
11	8067-4003	2	PIPE PLUG, 1/8-27
12	8067-4004	1	GASKET
13	8067-4005	1	RETAINING RING
14	8067-4006	1	SCREEN
15	8067-4007	1	LIP SEAL
16	8067-4008	1	BY-PASS VALVE ASSY, (15 PSI)
17	8067-4009	1	BY-PASS MOUNT
18	8067-4010	1	MAGNET ASSY
19	8067-4011	1	RETAINING RING
20	8067-4012	1	CARTRIDGE ROD ASSY
21	8097-3008	1	FILTER ELEMENT ASSY, (includes items 22 & 23)
22		2	FILTER ELEMENT
23		1	CONNECTOR

Item	Part No.	Qty.	Description Of Part
24	8067-4013	1	FILTER BOWL ASSY
25	8097-3038	7	GASKET
26	8097-1005	1	COVER
27	8097-3006	1	RESERVOIR VENT PORT
28	8820-1036	16	HEX HDCAPSCREW, 3/8-16X1-1/4, GR5
29	8855-1011	16	LOCKWASHER, 3/8
30	8093-3061	1	OIL LEVEL PROBE
31	8096-3047	1	OIL TEMPERATURE SENDER
	8096-3220	1	OIL TEMPERATURE SENDER, (see note above)
32	8697-1094	3	SITE GAGE
33	8859-1207	3	O-RING
34	8067-6008	1	RESERVOIR WELDMENT
35	8820-1102	4	HEX HDCAPSCREW, 5/8-11X3-1/4, GR5
36	8855-1015	4	LOCKWASHER, 5/8
37	8856-1008	4	FLAT WASHER, 5/8
*38		1	TANK FILTER, (see illustration note)
39	8866-2180	2	HEX HD PLUG, (includes item 40)
40	8859-1210	2	O-RING
41	8866-2177	2	HEX HD PLUG, (includes item 42)
42	8859-1207	2	O-RING
43	8871-1282	3	HEX SOCKET PLUG
44	8067-4015	2	BELLEVILLE SPRING

NOTE: ONLY ITEMS WITH PART NUMBERS ARE AVAILABLE FOR SERVICE

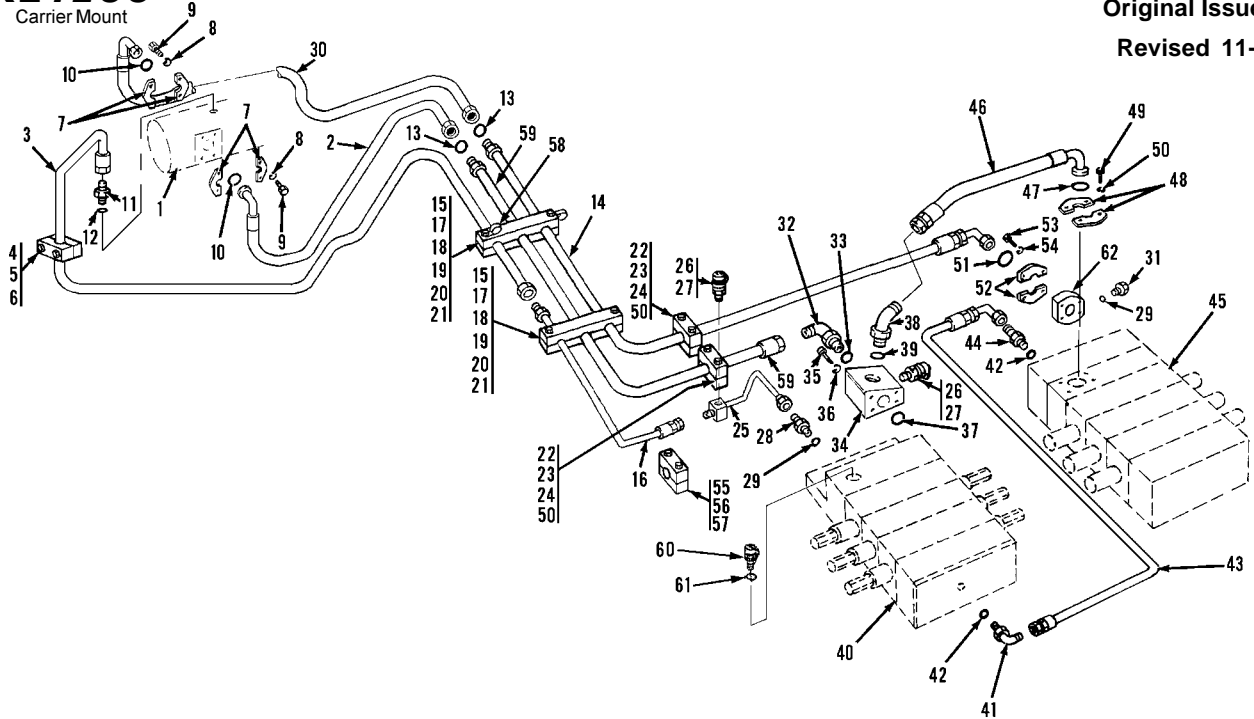
* - Removed part number on item 38 & added note.



Item	Part No.	Qty.	Description Of Part
1		Ref	MAIN PUMP ASSY, (see page UP4-1 for details)
2	8471-8131	2	FLANGE HALF
3	8855-1015	8	LOCKWASHER, 5/8
4	8820-1097	8	HEX HDCAPSCREW, 5/8-11X2, GR5
5	8093-3113	1	SQUARE O-RING
6	8063-3122	1	TUBE ASSY
7	7738-3790	2	BAND CLAMP
8		Ref	GEAR PUMP ASSY, (see page UP4-3 for details)
9	8097-3068	1	CONNECTOR
10	8063-3030	4	BAND CLAMP
11	8093-3224	1	HOSE
12	8063-3117	1	SUCTION HOSE
13	8471-8130	1	HOSE ASSY
14	8871-1210	1	PIPE COUPLING, 1/8

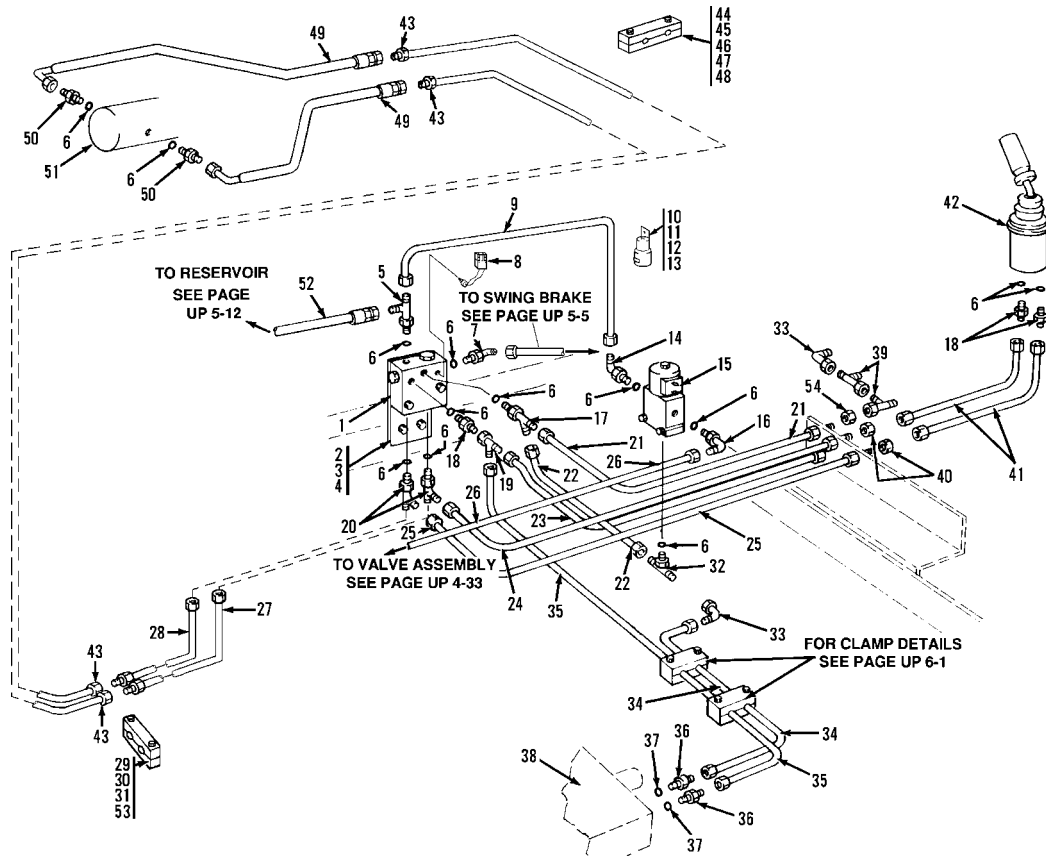
Item	Part No.	Qty.	Description Of Part
15	8093-3237	1	HYDRAULIC SUCTION FILTER SWITCH, 6 PSI
16		Ref	RESERVOIR ASSY, (see page UP5-1 for details)
17	7714-3015	2	WHIZ-LOK NUT, 3/8-16
18	8094-1016	1	SUPPORT CLAMP
19	8874-3041	1	MALE ELBOW, 90 DEGREES, 1/8X1/4 TUBE
20	8063-3091	1	TUBE ASSY
21	8866-2334	1	ELBOW, 90 DEGREES, (includes item 22)
22	8859-1029	1	O-RING
23	8092-3057	2	CUSHION CLAMP
24	8859-1027	1	O-RING
25	8866-2062	1	ELBOW, 90 DEGREES, (includes item 26)
26	8859-1202	1	O-RING

* - Revised illustration.
 GP

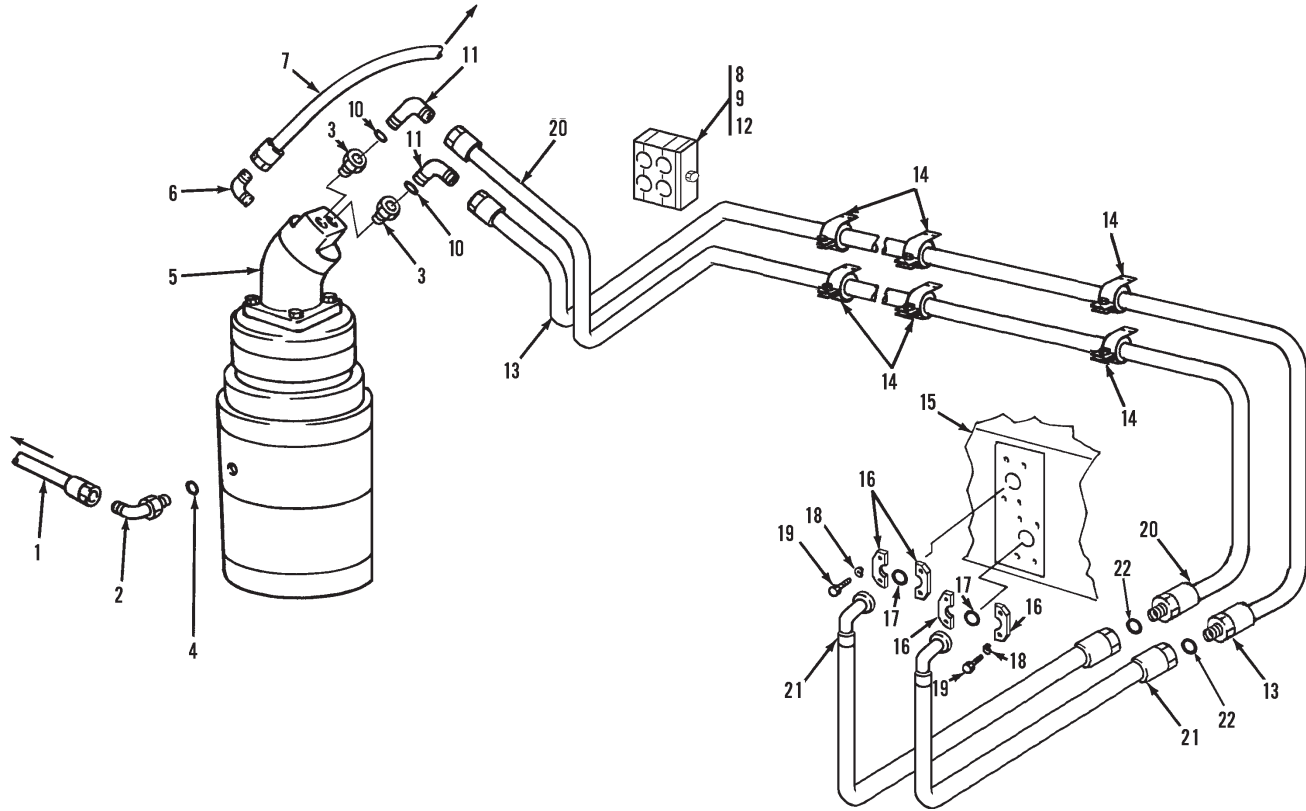


Item	Part No.	Qty.	Description Of Part	Item	Part No.	Qty.	Description Of Part
1		Ref	MAIN PUMP ASSY, (see page UP4-1 for details)	34	8063-1013	1	INLET BLOCK
2	8063-3110	1	HOSE ASSY	35	8821-2249	4	SOCKET HD CAPSCREW, 7/16-14X2-3/4, GR8
3	8471-8606	1	HOSE ASSY	36	8855-1152	4	LOCKWASHER, 7/16
4	7713-3073	2	CLAMP SET, 1"	37	9108-3339	1	O-RING
5	7713-3052	2	COVER PLATE	38	8866-2422	1	ELBOW, 45 DEGREES, (includes item 39)
6	8820-1007	4	HEX HD CAPSCREW, 1/4-20X1-1/2, GR5	39	8859-1209	1	O-RING
7	8471-2738	4	FLANGE HALF	40		Ref	BOOM & PROPEL VALVE ASSY, (see page UP4-22 for details)
8	8855-1012	8	LOCKWASHER, 7/16	41	8866-2329	1	ELBOW, 90 DEGREES, (includes item 42)
9	8820-1053	8	HEX HD CAPSCREW, 7/16-14X1-3/4, GR5	42	8859-1204	2	O-RING
10	9108-3106	2	O-RING	43	8471-8586	1	HOSE ASSY
11	8866-2440	1	CONNECTOR, (includes item 12)	44	8866-2321	1	CONNECTOR, LONG STRAIGHT, (includes item 42)
12	8859-1204	1	O-RING	45		Ref	HOIST, TILT & TOOL VALVE ASSY, (see page UP4-25 for details)
13	8859-1509	2	O-RING	46	8471-8128	1	HOSE ASSY
14	8471-9033	1	HOSE ASSY	47	9108-3106	1	O-RING
15	9114-3122	2	CLAMP	48	8471-1333	2	FLANGE HALF
16	8063-3129	1	TUBE ASSY	49	8820-1036	4	HEX HD CAPSCREW, 3/8-16X1-1/4, GR5
17	8063-3128	2	PUMP HOSE CLAMP	50	8855-1011	8	LOCKWASHER, 3/8
18	8093-1014	2	COVER PLATE	51	9108-3339	1	O-RING
19	8820-1077	4	HEX HD CAPSCREW, 1/2-13X4, GR5	52	8471-8646	2	FLANGE HALF
20	8855-1013	4	LOCKWASHER, 1/2	53	8820-1062	4	HEX HD CAPSCREW, 7/16-14X4, GR8
21	8064-1047	2	CLAMP BASE	54	8855-1012	4	LOCKWASHER, 7/16
22	8325-3004	2	CLAMP SET	55	9103-3138	2	CLAMP SET
23	8325-1291	2	COVER PLATE	56	7713-3498	1	COVER PLATE
24	8820-1043	4	HEX HD CAPSCREW, 3/8-16X3, GR5	57	8820-1009	2	HEX HD CAPSCREW, 1/4-20X2, GR5
25	8063-3062	1	TUBE ASSY	58	2460-1710	2	HOSE CLAMP, (wire harness)
26	7713-3089	2	TEST COUPLING, (includes item 27)	59	8471-9090	1	HOSE ASSY
27	8376-3056	2	VITON O-RING, (lubricate lightly)	60	9105-3020	1	MINI-CHECK COUPLING, (includes item 61)
28	8866-2471	1	CONNECTOR, (includes item 29)	61	9105-4002	1	VITON O-RING, (lubricate lightly)
29	8859-1204	2	O-RING	62	8063-1015	1	PORT SPACER
30	8063-3109	1	TUBE ASSY				
31	8866-2174	1	HEX PLUG, (includes item 29)				
32	8866-2333	1	ELBOW, 90 DEGREES, (includes item 33)				
33	8859-1209	1	O-RING				

* - Revised illustration & parts list.



Item	Part No.	Qty.	Description Of Part	Item	Part No.	Qty.	Description Of Part
1		Ref	BRAKE RELEASE VALVE, (see page UP 4-18 for details)	28	8063-3059	1	TUBE ASSY
2	8093-1015	1	SWING VALVE BRACKET	29	7713-3270	4	CLAMP SET
3	7714-3003	2	WHIZ-LOK SCREW, 5/16-18X5/8	30	8856-1002	3	FLAT WASHER
4	7714-3006	2	WHIZ-LOK NUT, 5/16-18	31	8820-1008	1	HEX HD CAPSCREW, 1/4-20X1-3/4, GR5
5	8866-2346	1	RUN TEE, (includes item 6)	32	8866-2152	1	BRANCH TEE, (includes item 6)
6	8859-1204	13	O-RING	33	8866-2105	2	ELBOW, 90 DEGREES, (swivel nut)
7	8866-2418	1	ELBOW, 45 DEGREES, (includes item 6)	34	8093-3095	1	TUBE ASSY
8	8093-3313	1	PRESSURE SWITCH	35	8093-3096	1	TUBE ASSY
9	8093-3276	1	TUBE ASSY	36	8866-2003	2	CONNECTOR, (includes item 37)
10	8096-3200	1	RELAY ASSY	37	8859-1202	2	O-RING
11	8830-1090	1	ROUND HD MACHINE SCREW, #10-24X1/2	38		Ref	HOIST, TILT & TOOL VALVE ASSY, (for details see page UP 4-23)
12	8855-1007	1	LOCKWASHER, 1/2	39	8866-2239	4	SWIVEL NUT RUN TEE, 3/8
13	8850-1612	1	HEX NUT, #10-24	40	8850-1407	2	HEX LOCKNUT
14	8866-2329	1	ELBOW, 90 DEGREES, (includes item 6)	41	8471-8307	2	HOSE ASSY
15		Ref	SOLENOID VALVE ASSY, (see page UP 4-19 for details)	42		Ref	JOYSTICK ASSY, (see page UP 4-29 for details)
16	8866-2064	1	ELBOW, 90 DEGREES, (includes item 6)	43	8063-3061	2	TUBE ASSY
17	8063-5005	1	ORIFICE RUN TEE, (includes item 6)	44	8820-1023	3	HEX HD CAPSCREW, 5/16-18X1-3/4, GR5
18	8866-2005	3	CONNECTOR, (includes item 6)	45	7713-3137	3	COVER PLATE
19	8866-2239	1	SWIVEL NUT RUN TEE	46	8366-3119	3	CLAMP SET, 1X5/8
20	8866-2139	2	RUN TEE, (includes item 6)	47	7713-3168	3	CLAMP SET, 1/2X1/2
21	8093-3090	1	TUBE ASSY	48	7713-3389	3	STACK BOLT
22	8093-3091	1	TUBE ASSY	49	8471-8221	2	HOSE ASSY
23	8093-3089	1	TUBE ASSY	50	8866-2005	2	CONNECTOR, (includes item 6)
24	8093-3211	1	TUBE ASSY	51		Ref	SWING PUMP ASSY, (see page UP 4-34 for details)
25	8093-3212	1	TUBE ASSY	52	8471-8597	1	HOSE ASSY
26	8063-3111	1	TUBE ASSY	53	8820-1004	2	HEX HD CAPSCREW, 1/4-20X7/8, GR5
27	8063-3060	1	TUBE ASSY	54	8866-2205	2	HEX LOCKNUT, 9/16-18

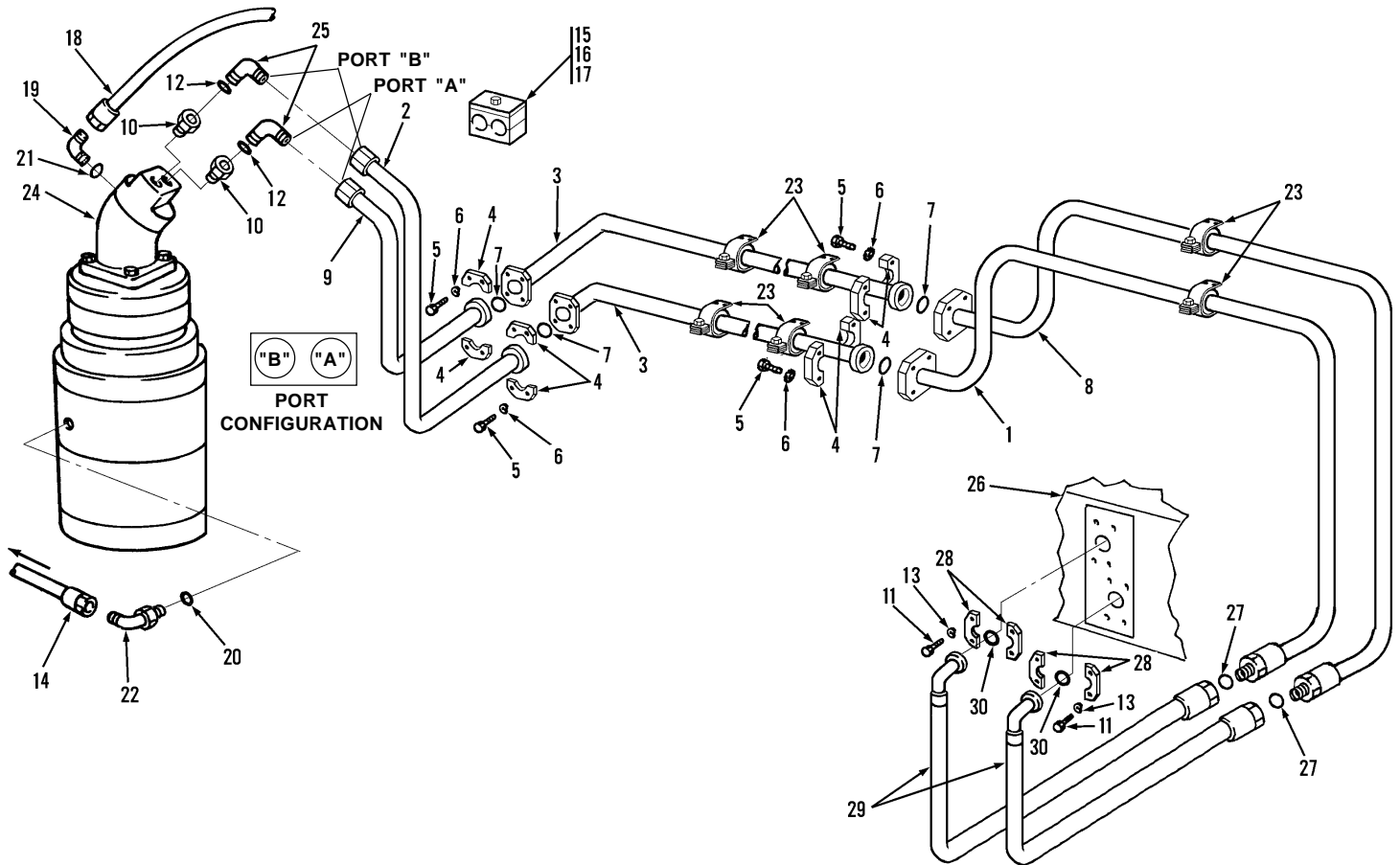


Item	Part No.	Qty.	Description Of Part
1	8471-8609	1	HOSE ASSY
2	8866-2445	1	ELBOW, 90 DEGREES, (includes item 4)
3	8656-1333	2	ADAPTER
4	8859-1022	1	O-RING
5		Ref	SWING MOTOR ASSY, (see page UP4-7 for details)
6	8866-2432	1	ELBOW, 90 DEGREES
7	8471-8603	1	HOSE ASSY
8	7713-3136	3	CLAMP SET
9	7713-3137	1	COVER PLATE
10	8859-1020	2	O-RING
11	8866-2332	2	ELBOW, 90 DEGREES, (includes item 10)

Item	Part No.	Qty.	Description Of Part
12	8820-1023	2	HEX HDCAPSCREW, 5/16-18X1-3/4, GR5
*13	8063-3116	1	TUBE ASSY
14	9105-3413	6	CUSHION CLAMP
15		Ref	SWING PUMP ASSY, (see page UP4-34 for details)
16	8471-2737	4	FLANGE HALF
17	8093-3066	2	O-RING
18	8855-1011	8	LOCKWASHER, 3/8
19	8820-1037	8	HEX HDCAPSCREW, 3/8-16X1-1/2, GR5
*20	8063-3115	1	TUBE ASSY
21	8471-8490	2	HOSE ASSY
22	8859-1508	2	O-RING

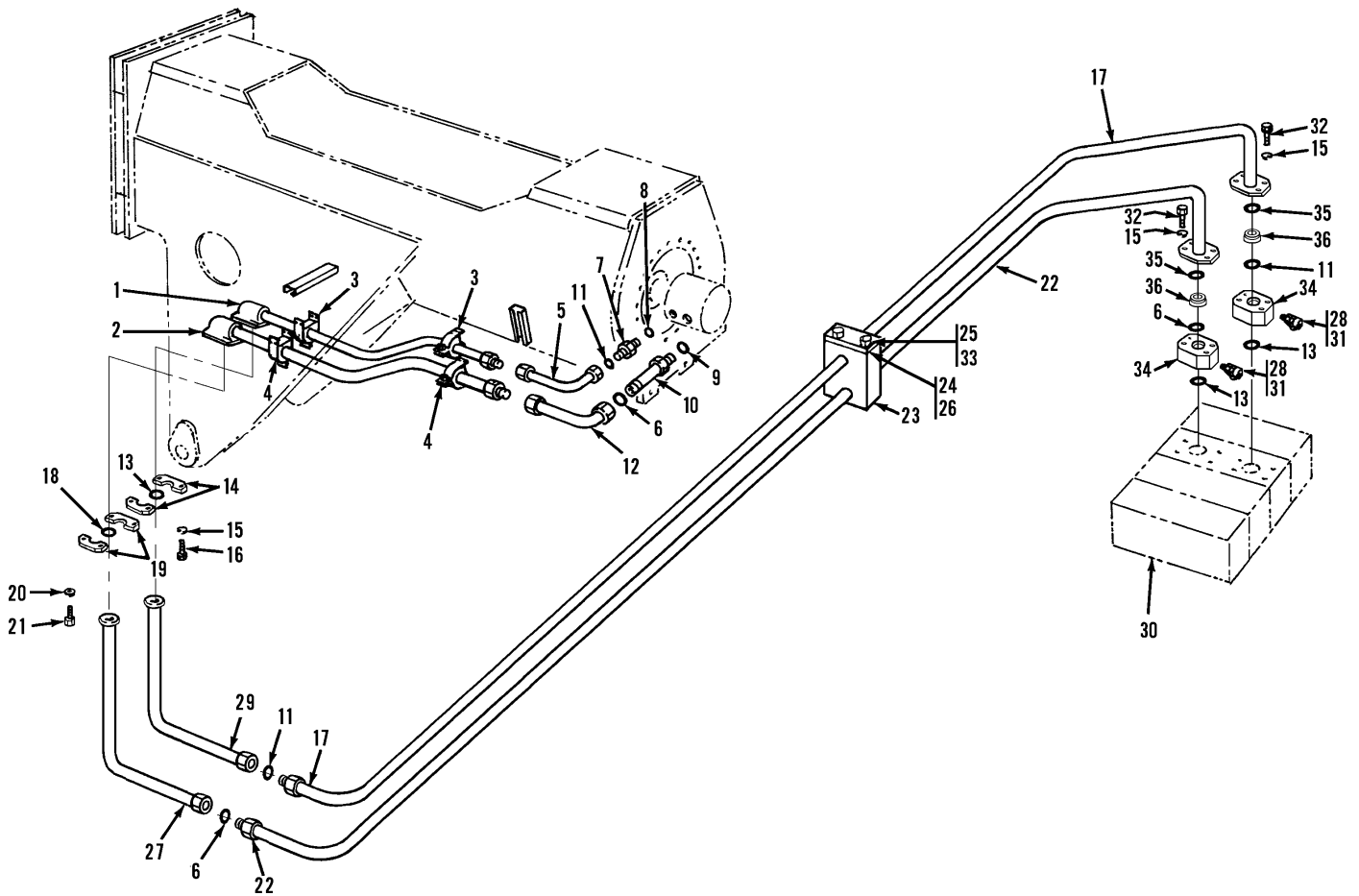
* - Changed part numbers on items 13 & 20.

FOR SERVICE ONLY



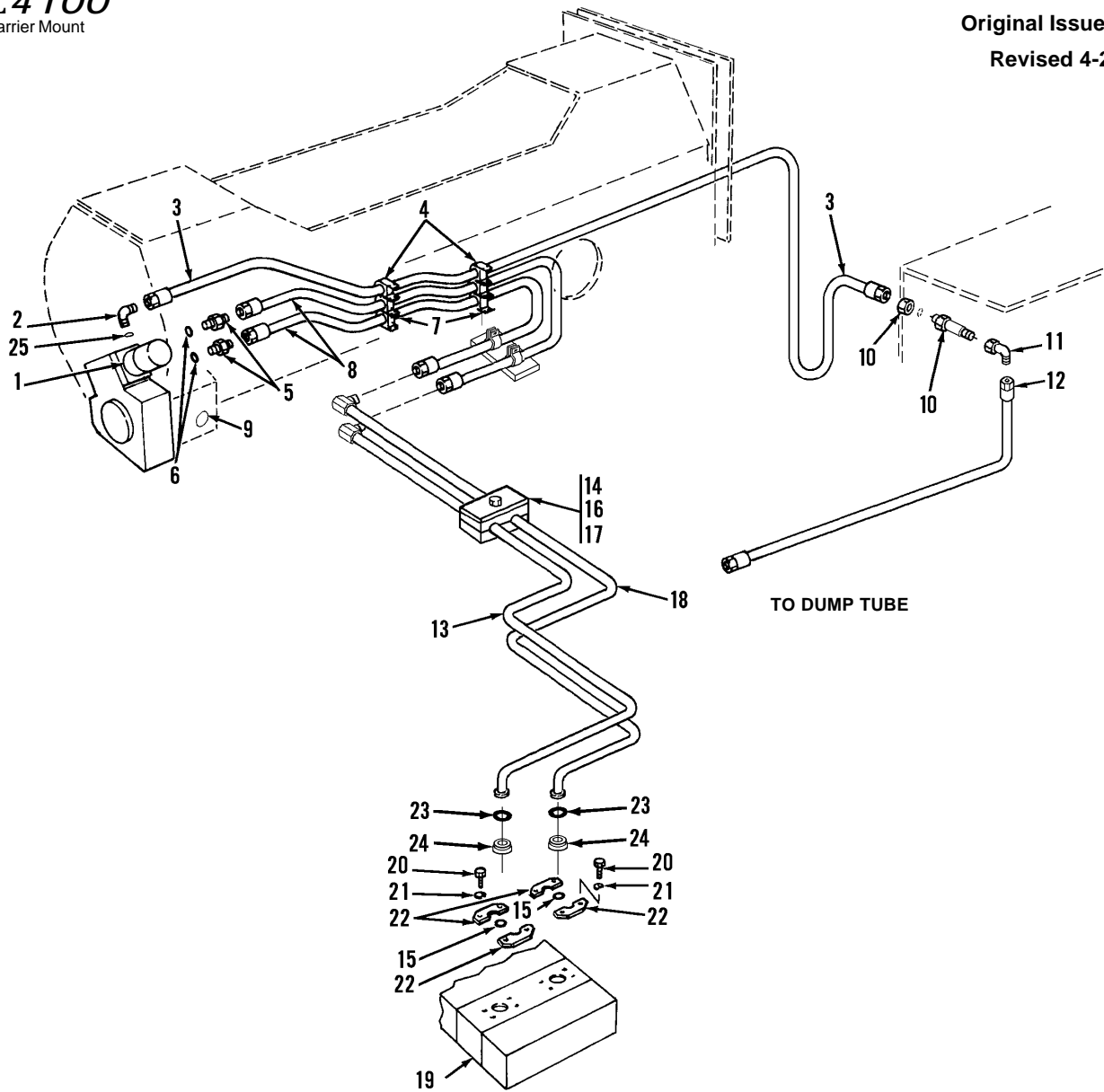
Item	Part No.	Qty.	Description Of Part	Item	Part No.	Qty.	Description Of Part
	8063-5025		TUBE ASSY, (includes items 1 thru 9)	17	8820-1023	1	HEX HDCAPSCREW, 5/16-18X1-3/4, GR5
1	8063-3123	1	TUBE ASSY	18	8471-8603	1	HOSE ASSY
2	8063-3124	1	TUBE ASSY	*19	8866-2432	1	ELBOW, 90 DEGREES, (includes item 21)
3	8063-3125	2	TUBE ASSY	20	8859-1202	1	O-RING
4	8471-2737	8	FLANGE HALF	21	8859-1205	1	O-RING
5	8820-1037	16	HEX HDCAPSCREW, 3/8-16X1-1/2, GR5	*22	8866-2445	1	ELBOW, 90 DEGREES, (includes item 20)
6	8855-1011	16	LOCKWASHER, 3/8	23	9020-7463	6	CUSHIONCLAMP
7	8093-3066	4	O-RING	24		Ref	SWING MOTOR ASSY (see page UP4-7 for details)
8	8063-3126	1	TUBE ASSY	*25	8866-2332	2	ELBOW, 90 DEGREES, (includes item 12)
*9	8063-3127	1	TUBE ASSY	26		Ref	SWING PUMP ASSY, (see page UP4-32 for details)
10	8656-1333	2	ADAPTER	27	8859-1508	2	O-RING
11	8820-1037	8	HEX HDCAPSCREW, 3/8-16X1-1/2, GR5	28	8471-2737	4	FLANGE HALF
12	8859-1207	2	O-RING	29	8471-8490	2	HOSE ASSY
13	8855-1011	8	LOCKWASHER, 3/8	30	8093-3066	2	O-RING
14	8471-8609	1	HOSE ASSY				
15	7732-3068	1	CLAMP SET				
16	7713-3137	1	COVER PLATE				

* - Changed part number on item 9; changed inclusion notes on items 19, 22 & 25.



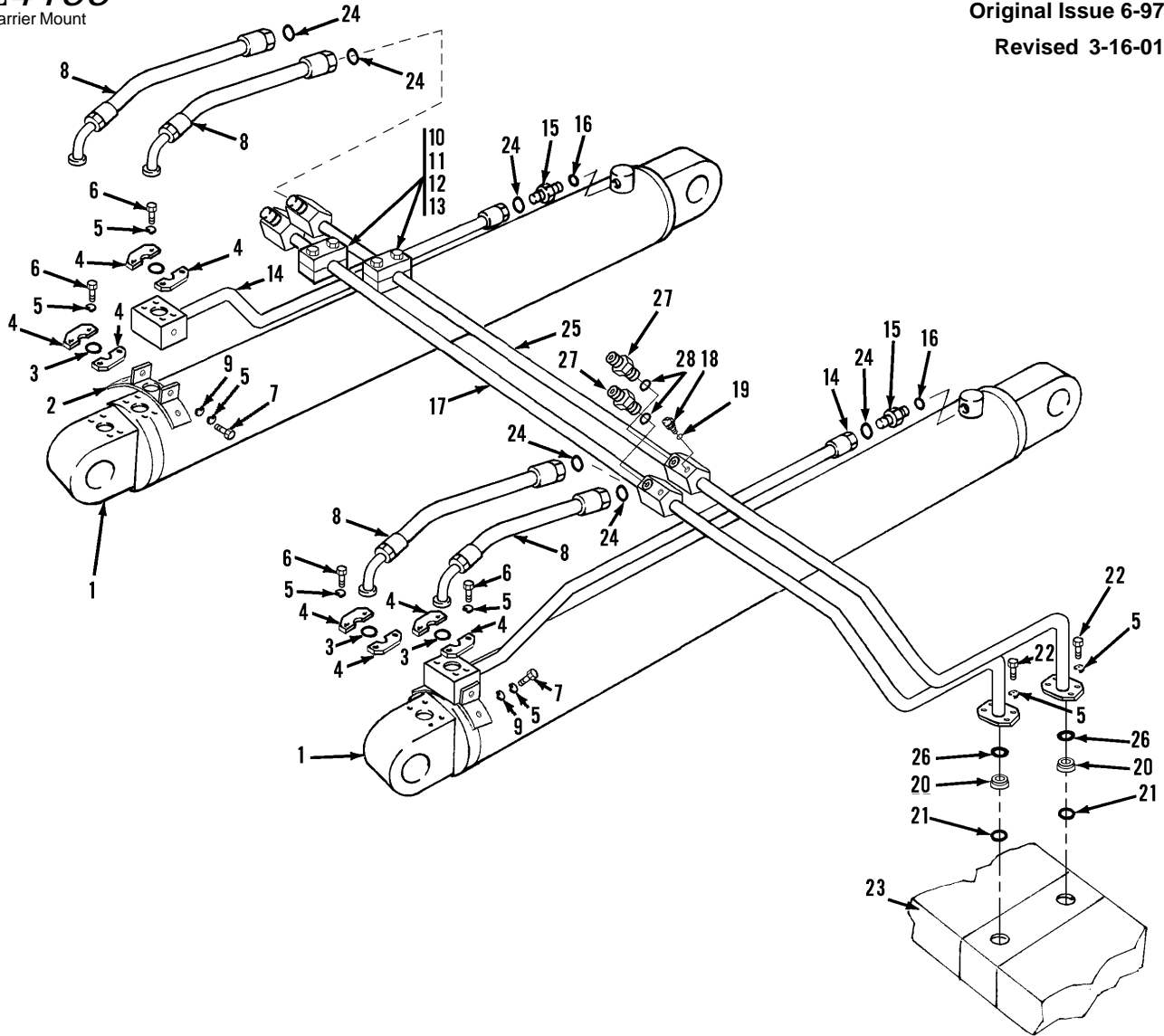
Item	Part No.	Qty.	Description Of Part
1	8062-3053	1	TUBE ASSY
2	8062-3052	1	TUBE ASSY
3	9020-5792	2	CUSHION CLAMP, 1-1/4 O.D.
4	9020-5793	2	CUSHION CLAMP, 1-1/2 O.D.
5	8471-8213	1	HOSE ASSY
6	8859-1510	4	O-RING
7	8866-2305	1	CONNECTOR, (includes item 8)
8	8859-1209	1	O-RING
9	8859-1210	1	O-RING
10	8866-2308	1	CONNECTOR, (includes item 9)
11	8859-1509	4	O-RING
12	8471-8212	1	HOSE ASSY
13	9108-3106	1	O-RING
14	8471-1333	2	FLANGE HALF
15	8855-1011	4	LOCKWASHER, 3/8
16	8820-1036	4	HEX HD CAPSCREW, 3/8-16X1-1/4, GR5
17	8063-3064	1	TUBE ASSY
18	9108-3339	1	O-RING
19	8471-1334	2	FLANGE HALF
20	8855-1012	4	LOCKWASHER, 7/16

Item	Part No.	Qty.	Description Of Part
21	8820-1051	4	HEX HD CAPSCREW, 7/16-14X1-1/4, GR5
22	8063-3065	1	TUBE ASSY
23	8325-1289	1	HOSE CLAMP, 1-1/4
24	8325-3004	1	HOSE CLAMP, 1-1/2
25	8320-1048	2	HEX HD CAPSCREW, 3/8-16X5-1/4, GR5
26	8325-1291	1	COVER PLATE
27	8471-8517	1	HOSE ASSY
28	9105-3020	2	MINI-CHECK COUPLING, (includes item 31)
29	8471-8518	1	HOSE ASSY
30		Ref	BOOM & PROPEL CONTROL VALVE ASSY, (see page UP4-22 for details)
31	9105-4002	2	O-RING, (lubricate lightly)
32	8820-1043	8	HEX HD CAPSCREW, 3/8-16X3, GR5
33	8855-1011	2	LOCKWASHER, 3/8
34	8093-1040	2	VALVE BLOCK
35	8063-4064	2	O-RING
36	8063-4065	2	SEAL RING



Item	Part No.	Qty.	Description Of Part	Item	Part No.	Qty.	Description Of Part
*1		Ref	TILT MOTOR ASSY, (see page UP4-14 for details)	14	8820-1023	2	HEX HD CAPSCREW, 5/16-18X1-3/4, GR5
2	8866-2445	1	ELBOW, 90 DEGREES, (includes item 25)	15	9108-3106	2	O-RING
3	8471-8617	1	HOSE ASSY	16	7713-3137	1	COVER PLATE
4	9020-7463	3	CUSHION CLAMP, 3/4"	17	7713-3136	1	CLAMP SET
	8092-3059	3	CUSHION CLAMP, 1"	18	8063-3051	1	TUBE ASSY
5	8866-2430	2	CONNECTOR, (includes item 6)	19		Ref	HOIST, TILT, TOOL CONTROL VALVE ASSY, (see page UP4-25 for details)
6	8859-1017	2	O-RING	20	8820-1036	8	HEX HD CAPSCREW, 3/8-16X1-1/4, GR5
7	9020-7464	6	CUSHION CLAMP, 7/8"	21	8855-1011	9	LOCKWASHER, 3/8
8	8471-8616	2	HOSE ASSY	22	8471-1333	4	FLANGE HALF, 1"
9	8092-3071	1	CLOSURE	23	8063-4064	2	O-RING
10	8866-2471	1	BULKHEAD ADAPTER	24	8063-4065	2	SEAL RING
11	8866-2371	1	ELBOW, 90 DEGREES	*25	8859-1202	1	O-RING
12	8471-8604	1	HOSE ASSY				
*13	8063-3050	1	TUBE ASSY				

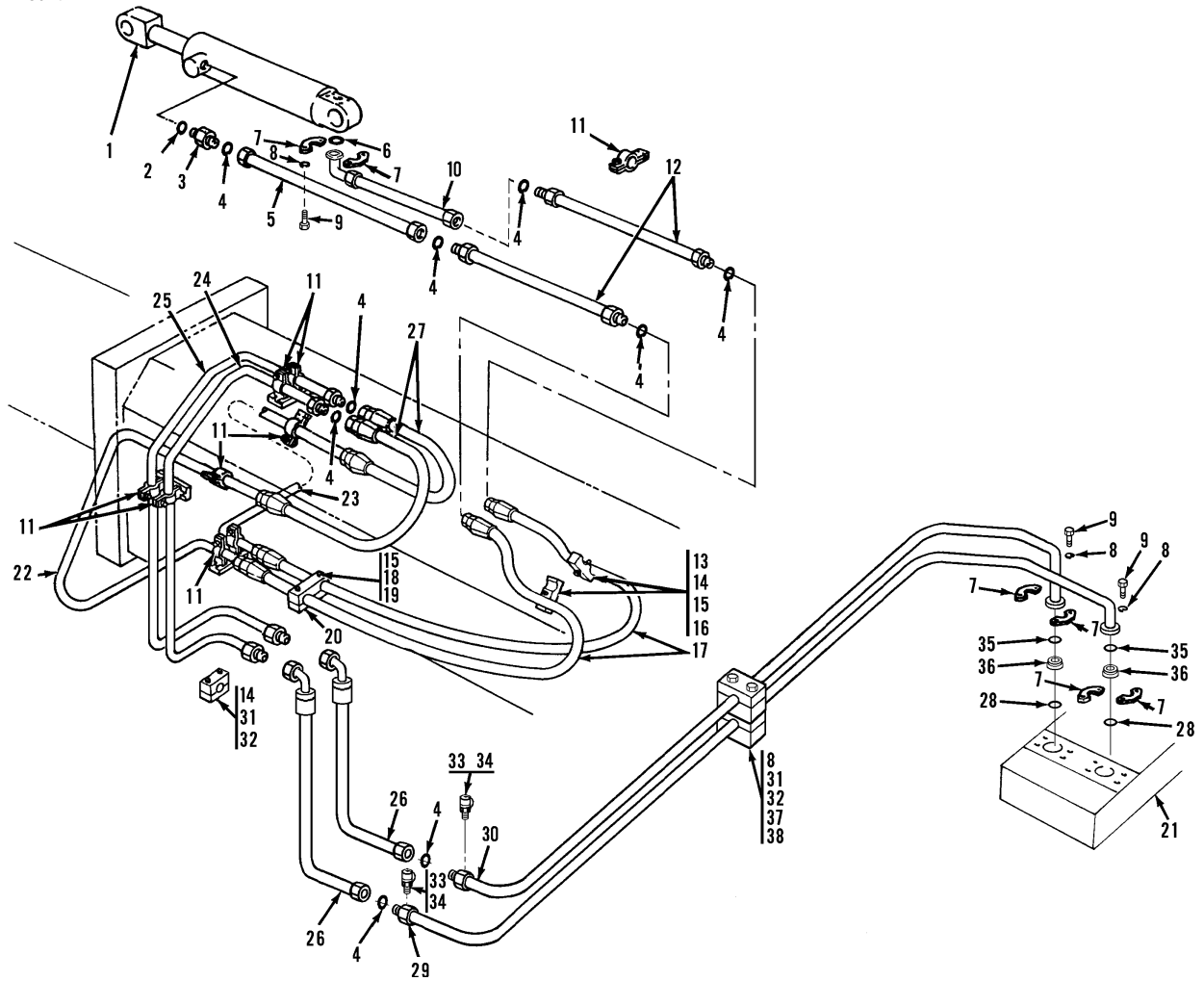
* - Changed part number on item 13; changed reference note on item 1; added item 25.



Item	Part No.	Qty.	Description Of Part
1		Ref	HOIST CYLINDER ASSY, (see page UP4-15 for details)
2	8000-1360	2	TUBE BRACKET
3	8093-3066	4	O-RING
4	8471-1369	8	FLANGE HALF
5	8855-1011	24	LOCKWASHER, 3/8
6	8820-1036	8	HEX HD CAPSCREW, 3/8-16X1-1/4, GR5
7	8820-1033	8	HEX HD CAPSCREW, 3/8-16X3/4, GR5
8	8471-8110	4	HOSE ASSY
9	8856-1004	8	FLAT WASHER, 3/8
10	8325-3009	4	HOSE CLAMP
11	8325-3010	8	COVER PLATE
12	8820-1047	8	HEX HD CAPSCREW, 3/8-16X4, GR5
*13	8064-1155	4	THREADED CLAMP BASE

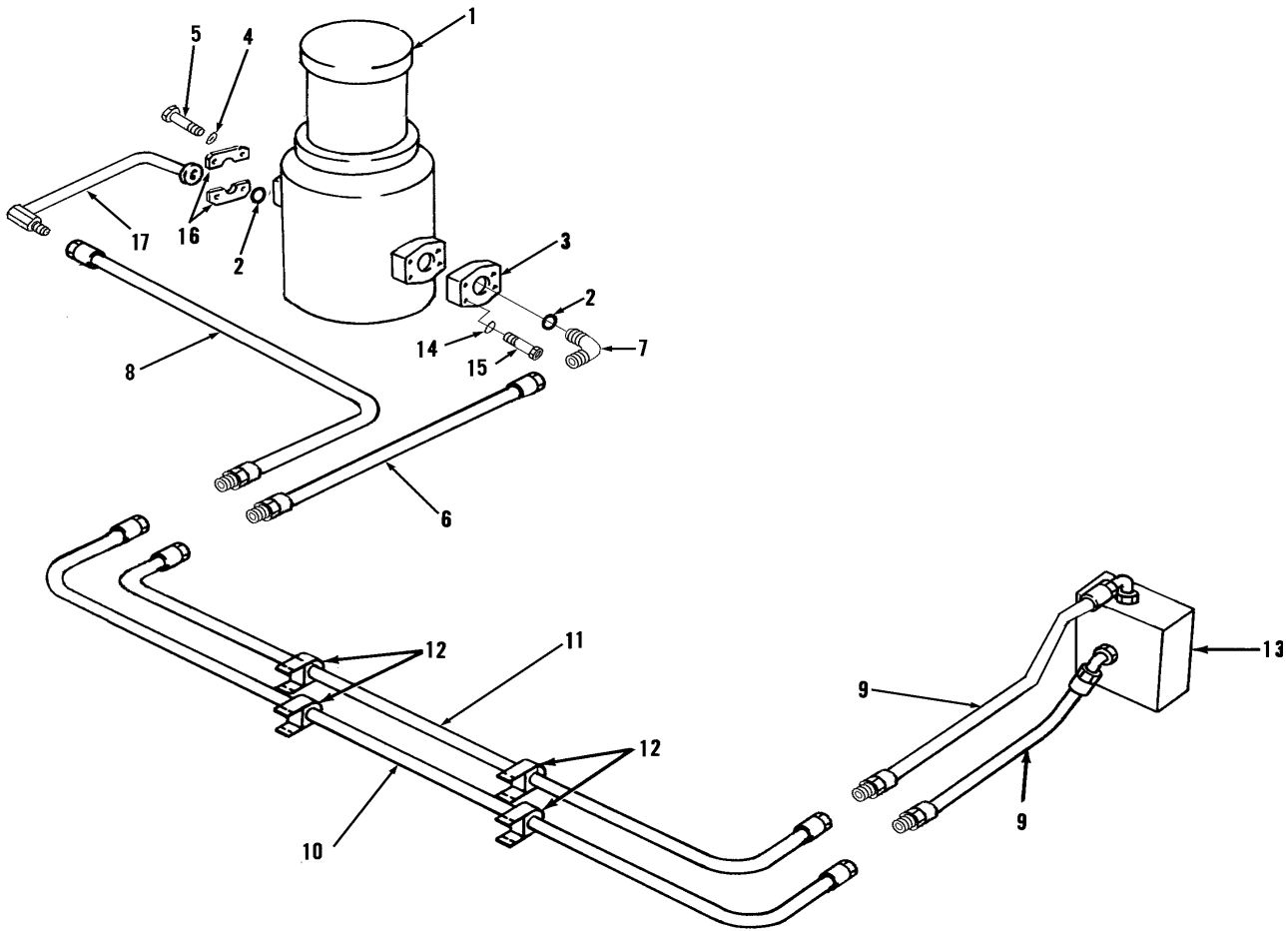
Item	Part No.	Qty.	Description Of Part
14	8063-3056	2	TUBE ASSY
15	8866-2309	2	CONNECTOR, (includes item 16)
16	8859-1207	2	O-RING
17	8063-3120	1	TUBE ASSY
18	7713-3089	2	MINI-CHECK COUPLING, (includes item 19)
19	8376-3056	2	VITON O-RING, (lubricate lightly)
20	8063-4065	2	SEAL RING
*21	9108-3106	2	O-RING
22	8820-1038	8	HEX HD CAPSCREW, 3/8-16X1-3/4, GR5
23		Ref	HOIST, TILT & TOOL VALVE, (see page UP4-25 for details)
24	8859-1508	6	O-RING
25	8063-3121	1	TUBE ASSY
26	8063-4064	2	O-RING
27	8866-2304	2	CONNECTOR, (includes item 28)
28	8859-1209	2	O-RING

* - Changed part number on item 13 & 21.

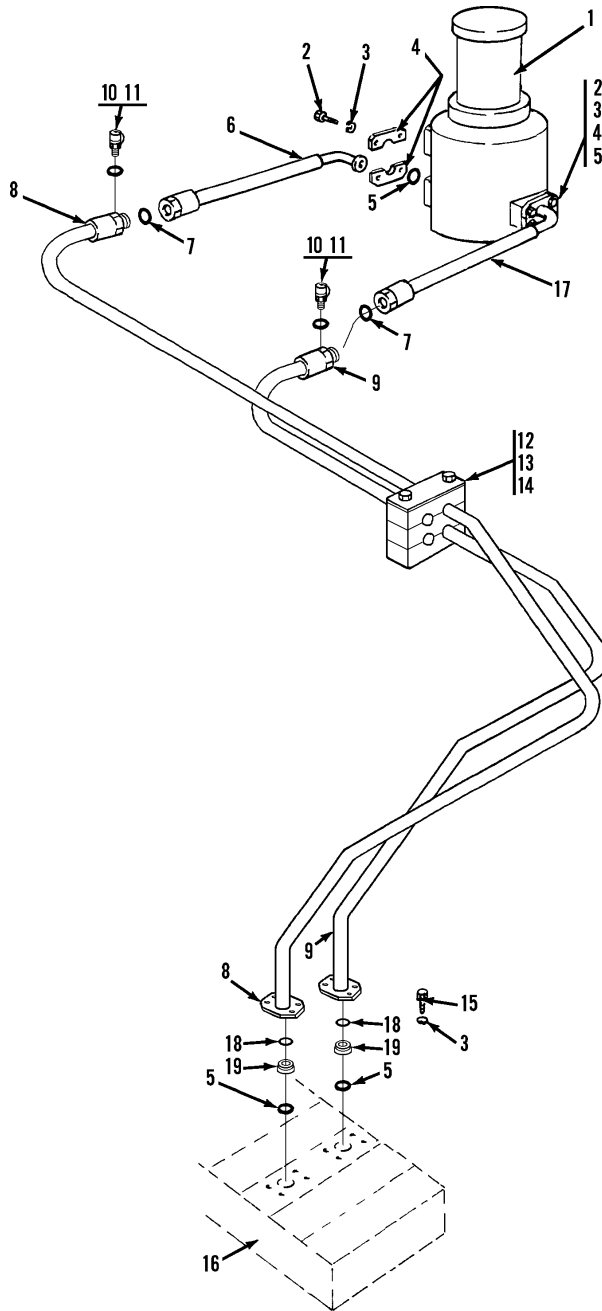


Item	Part No.	Qty.	Description Of Part
1		Ref	TOOL CYLINDER ASSY, (see page UP4-19 for details)
2	8859-1207	1	O-RING
3	8866-2304	1	CONNECTOR, (includes item 2)
4	8859-1508	9	O-RING
5	8471-8386	1	HOSE ASSY
6	8093-3066	1	O-RING
7	8471-1333	22	FLANGE HALF
8	8855-1011	18	LOCKWASHER, 3/8
9	8820-1038	18	HEX HD CAPSCREW, 3/8-16X1-3/4, GR5
10	8471-8379	1	HOSE ASSY
11	8092-3059	16	CUSHION CLAMP, 1" O.D.
12	8062-3028	2	TUBE ASSY
13	8062-3060	2	HOSE CLAMP
14	8820-1041	4	HEX HD CAPSCREW, 3/8-16X2-1/2, GR5
15	8852-1308	4	HEX LOCKNUT, 1/2-13
16	8062-1078	2	COVER PLATE
17	8471-8416	2	HOSE ASSY
18	8820-1042	8	HEX HD CAPSCREW, 3/8-16x2-3/4, GR5

Item	Part No.	Qty.	Description Of Part
19	8062-1079	1	COVER PLATE
20	8062-3061	1	HOSE CLAMP
21		Ref	HOIST, TILT & TOOL VALVE ASSY, (see page UP4-25 for details)
22	8062-3006	1	TUBE ASSY
23	8062-3005	1	TUBE ASSY
24	8063-3067	1	TUBE ASSY
25	8063-3066	1	TUBE ASSY
26	8471-8618	2	HOSE ASSY
27	8471-8116	2	HOSE ASSY
28	9108-3106	4	O-RING
29	8063-3046	1	TUBE ASSY
30	8063-3047	1	TUBE ASSY
31	8325-3010	1	COVER PLATE
32	8325-3009	2	HOSE CLAMP
33	7713-3089	2	TEST COUPLING, (includes item 34)
34	8376-3056	2	VITON O-RING, (lubricate lightly)
35	8063-4064	2	O-RING
36	8063-4065	2	SEAL RING
37	8856-1004	4	WASHER, 3/8
38	8320-1073	2	HEX HD CAPSCREW, 3/8-16X4-1/2

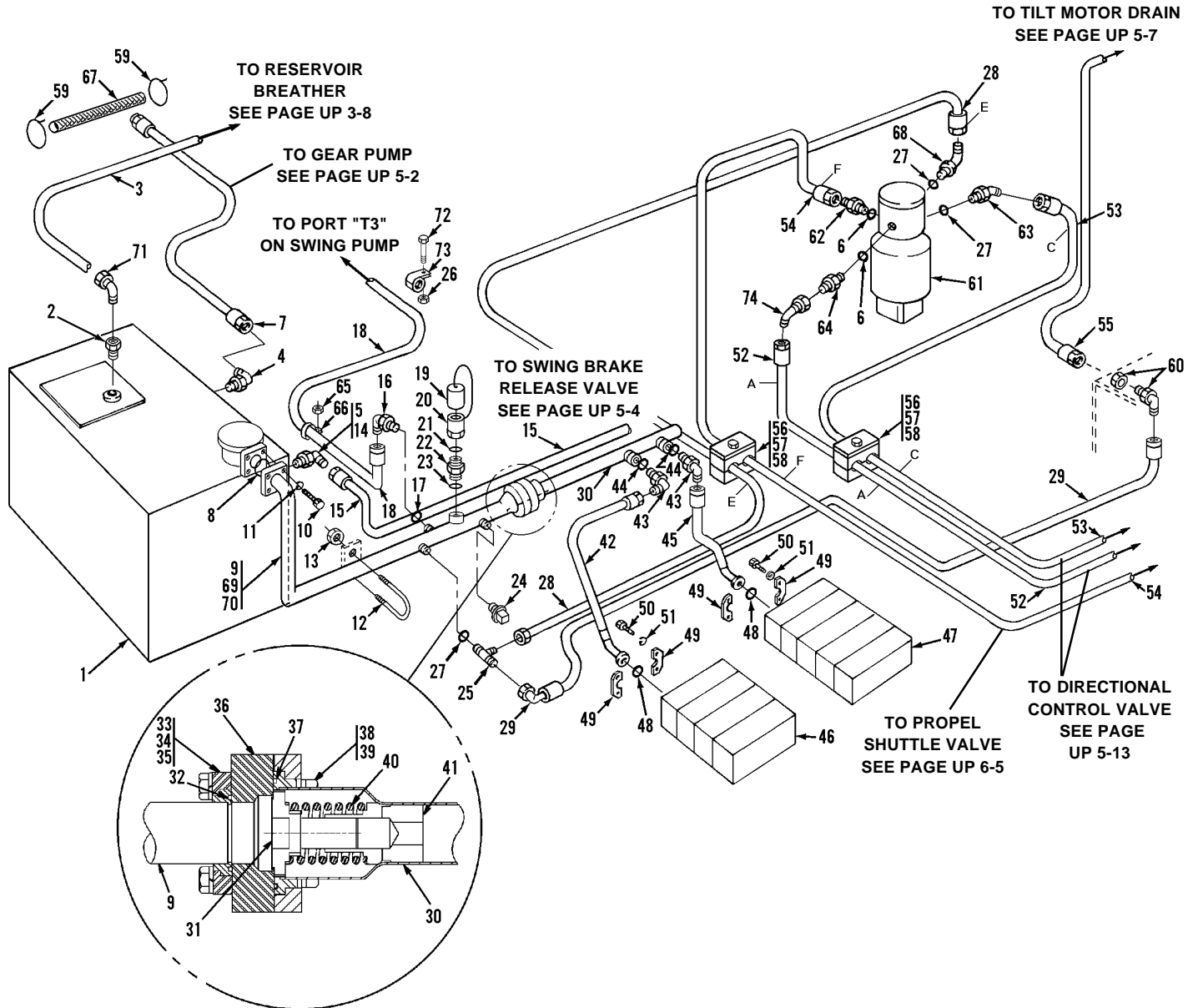


Item	Part No.	Qty.	Description Of Part
1		Ref	CENTER PIN ASSY, (see page UP4-28 for details)
2	9108-3106	2	O-RING
3	8063-3131	1	FLANGE ADAPTER
4	8855-1011	4	LOCKWASHER, 3/8
5	8820-1036	4	HEX HD CAPSCREW, 3/8-16X1-1/4, GR5
6	8471-9103	1	HOSE ASSY
7	8866-2436	1	ADAPTER, 90 DEGREES
8	8471-9160	1	HOSE ASSY
9	8471-9102	1	HOSE ASSY
10	8063-3097	1	TUBE ASSY
11	8063-3096	1	TUBE ASSY
12	9020-7464	4	CUSHION CLAMP
13		Ref	VALVE ASSY, (see page UP4-10 for details)
14	8855-1107	4	LOCKWASHER #10
15	8821-1073	4	HEX HD CAPSCREW, 3/8-16X1-1/2
16	8471-1333	2	FANGE HALF
17	8093-3342	1	TUBE ASSY



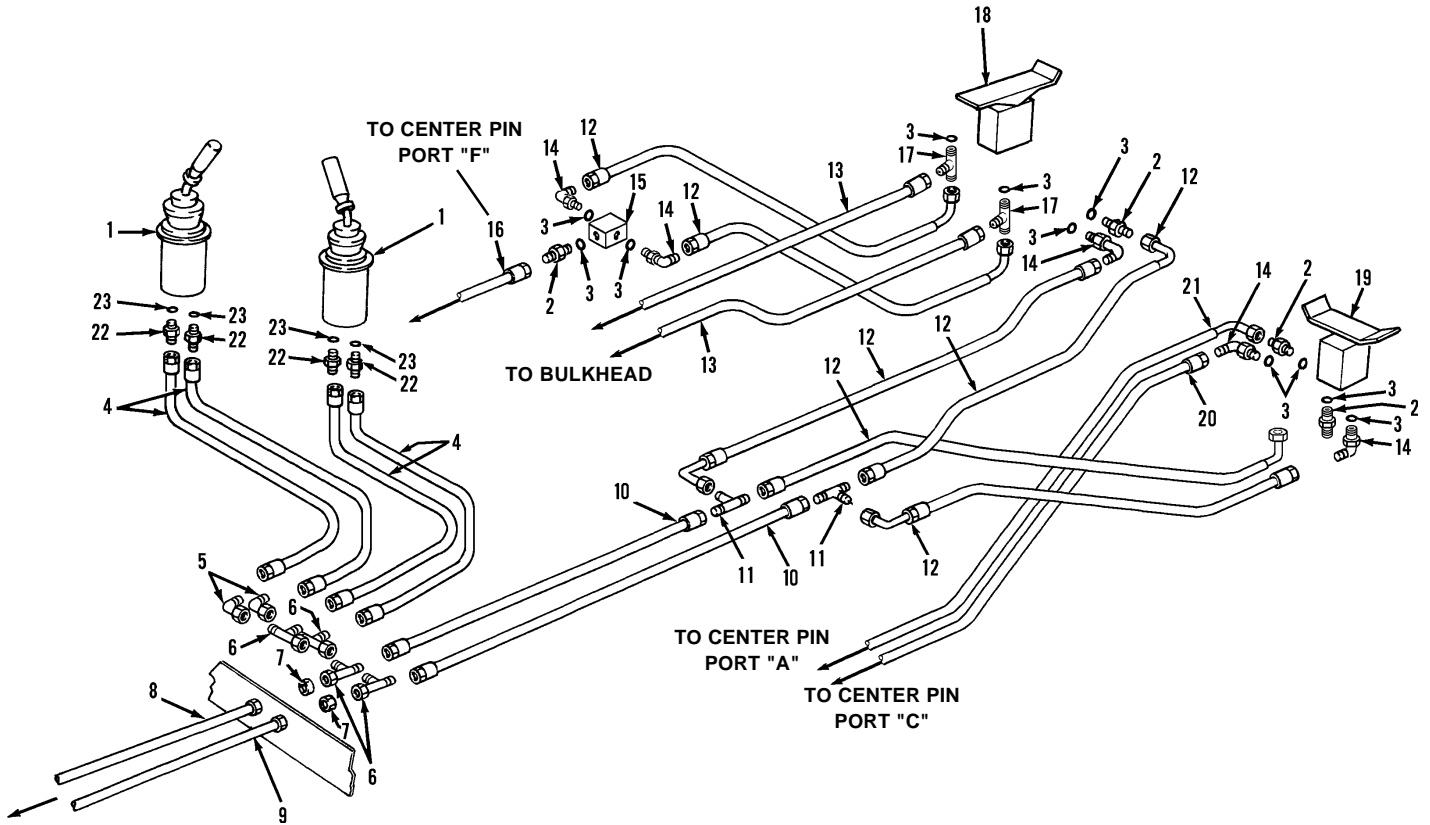
Item	Part No.	Qty.	Description Of Part	Item	Part No.	Qty.	Description Of Part
1		Ref	CENTER PIN ASSY, (see page UP4-28 for details)	11	8376-3056	2	VITON O-RING, (lubricate lightly)
2	8820-1036	8	HEX HD CAPSCREW, 3/8-16X1-1/4, GR5	12	8325-1289	2	HOSE CLAMP
*3	8855-1011	16	LOCKWASHER, 3/8	13	8325-1291	1	COVER PLATE
4	8471-1333	4	FLANGE HALF	14	8320-1048	2	HEX HD CAPSCREW, 3/8-16X5-1/4, GR8
5	9108-3106	4	O-RING	15	8820-1038	8	HEX HD CAPSCREW, 3/8-16X1-3/4, GR5
*6	8471-8578	1	HOSE ASSY	*16		Ref	BOOM & PROPEL VALVE ASSY, (see page UP4-20 for details)
7	8859-1509	2	O-RING	*17	8471-8579	1	HOSE ASSY
8	8063-3036	1	TUBE ASSY	18	8063-4064	2	O-RING
9	8063-3037	1	TUBE ASSY	19	8063-4065	2	SEAL RING
10	7713-3089	2	MINI-CHECK COUPLING, (includes item 11)				

* - Changed part numbers on items 6 & 17; changed quantity on item 3 & note on item 16.



Item	Part No.	Qty.	Description Of Part	Item	Part No.	Qty.	Description Of Part
1		Ref	RESERVOIR ASSY, (see page UP5-1 for details)	39	8855-1015	4	LOCKWASHER, 5/8
2	7713-1069	1	ELBOW, 90 DEGREES	40	8093-3108	1	SPRING
3		100"	NYLON TUBING, 3/8	41	8093-1024	1	PLUNGER
4	8866-2334	1	CONNECTOR, (includes o-ring)	42	8471-8274	1	HOSE ASSY
5	8859-1207	1	O-RING	43	8866-2334	1	ELBOW, 90 DEGREES, (includes item 44)
*6	8859-1204	5	O-RING	44	8859-1511	1	O-RING
7	8063-3091	1	TUBE ASSY	45	8471-8275	1	HOSE ASSY
8	7736-3038	1	O-RING, (square)	46		Ref	BOOM & PROPEL CONTROL VALVE ASSY, (see page UP4-20 for details)
9	8063-3008	1	TUBE ASSY	47		Ref	HOIST, TILT & TOOL CONTROL VALVE ASSY, (see page UP4-23 for details)
10	8820-1070	4	HEX HD CAPSCREW, 1/2-13X2-1/4, GR5	48	9108-3339	2	O-RING
11	8855-1013	4	LOCKWASHER, 1/2	49	8471-1334	4	FLANGE HALF
12	8063-3018	2	U-BOLT, 3/8-16	50	8820-1051	8	HEX HD CAPSCREW, 7/16-14X1-1/4, GR5
13	7714-3015	4	WHIZ-LOK NUT, 3/8-16	51	8855-1012	8	LOCKWASHER, 7/16
14	8866-2436	1	ELBOW, 90 DEGREES, (includes item 5)	52	8471-7314	1	HOSE ASSY
15	8471-8597	1	HOSE ASSY	53	8471-8331	1	HOSE ASSY
16	8866-2330	1	ELBOW, 90 DEGREES, (includes item 17)	54	8471-8636	1	HOSE ASSY
17	8859-1014	1	O-RING	55	8471-8617	1	HOSE ASSY
18	8471-8608	1	HOSE ASSY	56	8820-1023	2	HEX HD CAPSCREW, 5/16-8X1-3/4, GR5
19	8362-3026	1	DUST COVER, (MALE COUPLING)	57	7713-3137	1	COVER PLATE
	8362-3027	1	DUST COVER, (FEMALE COUPLING)	58	7713-3389	2	STACK BOLT
20	8345-1129	1	Q.D. MALE COUPLING	59	9002-7187	2	TY-RAP
	8345-1128	1	Q.D. FEMALE COUPLING	60	8866-2474	1	BULKHEAD ADAPTER
21	8859-1209	1	O-RING	61		Ref	CENTER PIN ASSY, (see page UP4-28 for details)
22	8866-2027	1	CONNECTOR, (includes item 23)	62	8866-2005	1	CONNECTOR, (includes item 6)
23	8859-1207	1	O-RING	63	8866-2064	1	ELBOW, 90 DEGREES, (includes item 27)
24	8093-3060	1	PRESSURE SWITCH	*64	8866-2035	1	CONNECTOR, (includes item 6)
25	8866-2346	1	RUN TEE, (includes item 27)	65	7714-3015	2	WHIZ-LOK NUT, 3/8-16
26	7714-3015	1	WHIZ-LOK NUT, 3/8	66	8097-3050	2	SUPPORT CLAMP
*27	8859-1503	2	O-RING	67		AR	FLEX GUARD
28	8471-8619	1	HOSE ASSY	68	8866-2329	1	ELBOW, 90 DEGREES, (includes item 27)
29	8471-8604	1	HOSE ASSY	69	8063-4066	1	O-RING
30	8063-3009	1	TUBE ASSY	70	8063-4067	1	SEAL RING
31	8093-1025	1	PLUNGER RETAINER	71	8688-3474	1	TUBE FITTING, 90 DEGREES, (nylon)
32	7736-3038	1	O-RING	72	8097-3025	1	WHIZ-LOK SCREW, 3/8X1
33	8471-1427	2	FLANGE HALF	73	8652-1144	1	CLAMP
34	8820-1066	4	HEX HD CAPSCREW, 1/2-13X1-1/4, GR5	*74	8866-2119	1	ELBOW, 45 DEGREES, (swivel nut)
35	8855-1013	4	LOCKWASHER, 1/2				
36	8366-1454	1	ADAPTER BLOCK				
37	8859-1115	1	O-RING				
38	8870-1099	4	HEX HD CAPSCREW, 5/8-11X2-1/2, GR5				

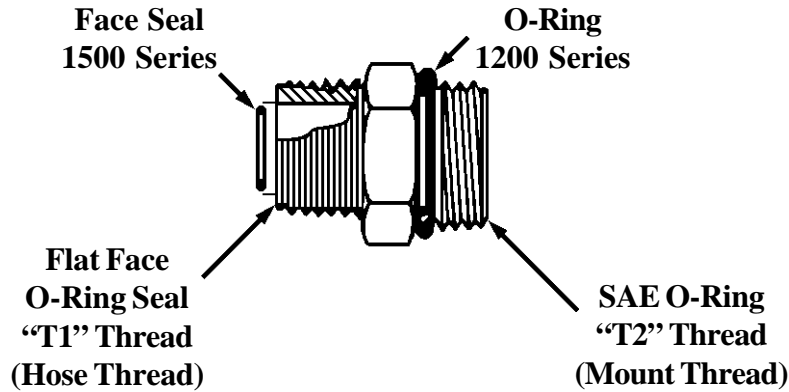
* - Changed quantities on items 6 & 27; changed part number on item 64; added item 74.



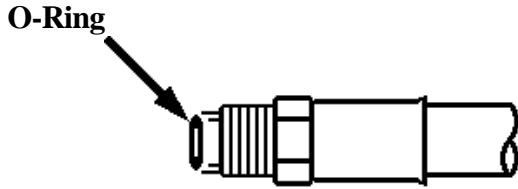
Item	Part No.	Qty.	Description Of Part
1		Ref	JOYSTICK ASSY, (see page UP4-27 for details)
2	8866-2005	4	CONNECTOR, (includes item 3)
3	8859-1204	15	O-RING
4	8471-8307	4	HOSE ASSY
5	8866-2105	2	ELBOW, 90 DEGREES, (swivel nut)
6	8866-2239	4	SWIVEL NUT RUN TEE
7	8866-2205	2	HEX LOCKNUT
8	8093-3090	1	TUBE ASSY
9	8093-3089	1	TUBE ASSY
10	8471-7301	2	HOSE ASSY
11	8866-1305	2	UNION TEE, 3/8 TUBE
*12	8471-8349	6	HOSE ASSY
13	8471-8307	2	HOSE ASSY

Item	Part No.	Qty.	Description Of Part
14	8866-2064	5	ELBOW, 90 DEGREES, (includes item 3)
15	8093-3037	1	SHUTTLE VALVE
16	8471-8636	1	HOSE ASSY
17	8866-2139	2	RUN TEE, (includes item 3)
18		Ref	FOOT OPERATED PEDAL VALVE, (see page UP4-14 for details)
19		Ref	DIRECTIONAL CONTROL VALVE, (see page UP4-15 for details)
20	8471-8331	1	HOSE ASSY
21	8471-7314	1	HOSE ASSY
22	8866-2017	4	CONNECTOR, (includes item 3)
23	8859-1202	4	O-RING

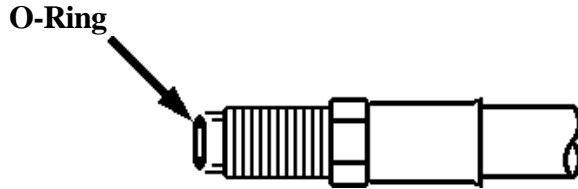
* - Changed part number on item 12.



Part Number	"T1" Thread O-Ring	"T2" Thread O-Ring	Part Number	"T1" Thread O-Ring	"T2" Thread O-Ring
8033-3183	8859-1505	8859-1204	8866-2341	8859-1508	8859-1207
8043-3047	8859-1508	8859-1205	8866-2342	8859-1509	8859-1209
8043-3132	8859-1503	8859-1202	8866-2345	8859-1503	8859-1202
8043-3189	8859-1505	8859-1205	8866-2346	8859-1505	8859-1204
8098-3034	8859-1509	8859-1207	8866-2347	8859-1506	8859-1205
8866-2300	8859-1503	8859-1202	8866-2348	8859-1507	8859-1206
8866-2301	8859-1505	8859-1204	8866-2349	8859-1508	8859-1207
8866-2302	8859-1506	8859-1205	8866-2350	8859-1509	8859-1209
8866-2303	8859-1507	8859-1206	8866-2417	8859-1503	8859-1202
8866-2304	8859-1508	8859-1207	8866-2418	8859-1505	8859-1204
8866-2305	8859-1509	8859-1209	8866-2419	8859-1506	8859-1205
8866-2306	8859-1508	8859-1209	8866-2420	8859-1507	8859-1206
8866-2308	8859-1510	8859-1210	8866-2421	8859-1508	8859-1207
8866-2309	8859-1509	8859-1207	8866-2422	8859-1509	8859-1209
8866-2310	8859-1505	8859-1205	8866-2423	8859-1510	8859-1210
8866-2311	8859-1508	8859-1206	8866-2424	8859-1511	8859-1211
8866-2312	8859-1506	8859-1207	8866-2425	8859-1508	8859-1209
8866-2313	8859-1510	8859-1209	8866-2428	8859-1507	8859-1206
8866-2314	8859-1507	8859-1205	8866-2429	8859-1508	8859-1209
8866-2315	8859-1510	8859-1207	8866-2430	8859-1506	8859-1206
8866-2316	8859-1508	8859-1205	8866-2431	8859-1505	8859-1206
8866-2320	8859-1503	8859-1202	8866-2432	8859-1505	8859-1205
8866-2321	8859-1505	8859-1204	8866-2435	8859-1506	8859-1206
8866-2322	8859-1506	8859-1205	8866-2436	8859-1506	8859-1207
8866-2323	8859-1507	8859-1206	8866-2440	8859-1506	8859-1204
8866-2324	8859-1508	8859-1207	8866-2442	8859-1510	8859-1211
8866-2325	8859-1509	8859-1209	8866-2444	8859-1505	8859-1202
8866-2326	8859-1510	8859-1210	8866-2445	8859-1505	8859-1202
8866-2327	8859-1509	8859-1207	8866-2447	8859-1505	8859-1205
8866-2328	8859-1503	8859-1202	8866-2448	8859-1505	8859-1207
8866-2329	8859-1505	8859-1204	8866-2454	8859-1509	8859-1210
8866-2330	8859-1506	8859-1205	8866-2455	8859-1510	8859-1209
8866-2331	8859-1507	8859-1206	8866-2470	8859-1511	8859-1211
8866-2332	8859-1508	8859-1207	8866-2471	8859-1503	8859-1204
8866-2333	8859-1509	8859-1209	8866-2477	8859-1507	8859-1207
8866-2334	8859-1510	8859-1210	8866-2478	8859-1509	8859-1210
8866-2335	8859-1508	8859-1206	8866-2486	8859-1506	8859-1204
8866-2336	8859-1509	8859-1207	8866-2487	8859-1505	8859-1206
8866-2337	8859-1503	8859-1202	8866-2489	8859-1503	8859-1204
8866-2338	8859-1505	8859-1204	8866-2490	8859-1511	8859-1211
8866-2339	8859-1506	8859-1205	8866-2495	8859-1511	8859-1210
8866-2340	8859-1507	8859-1206			

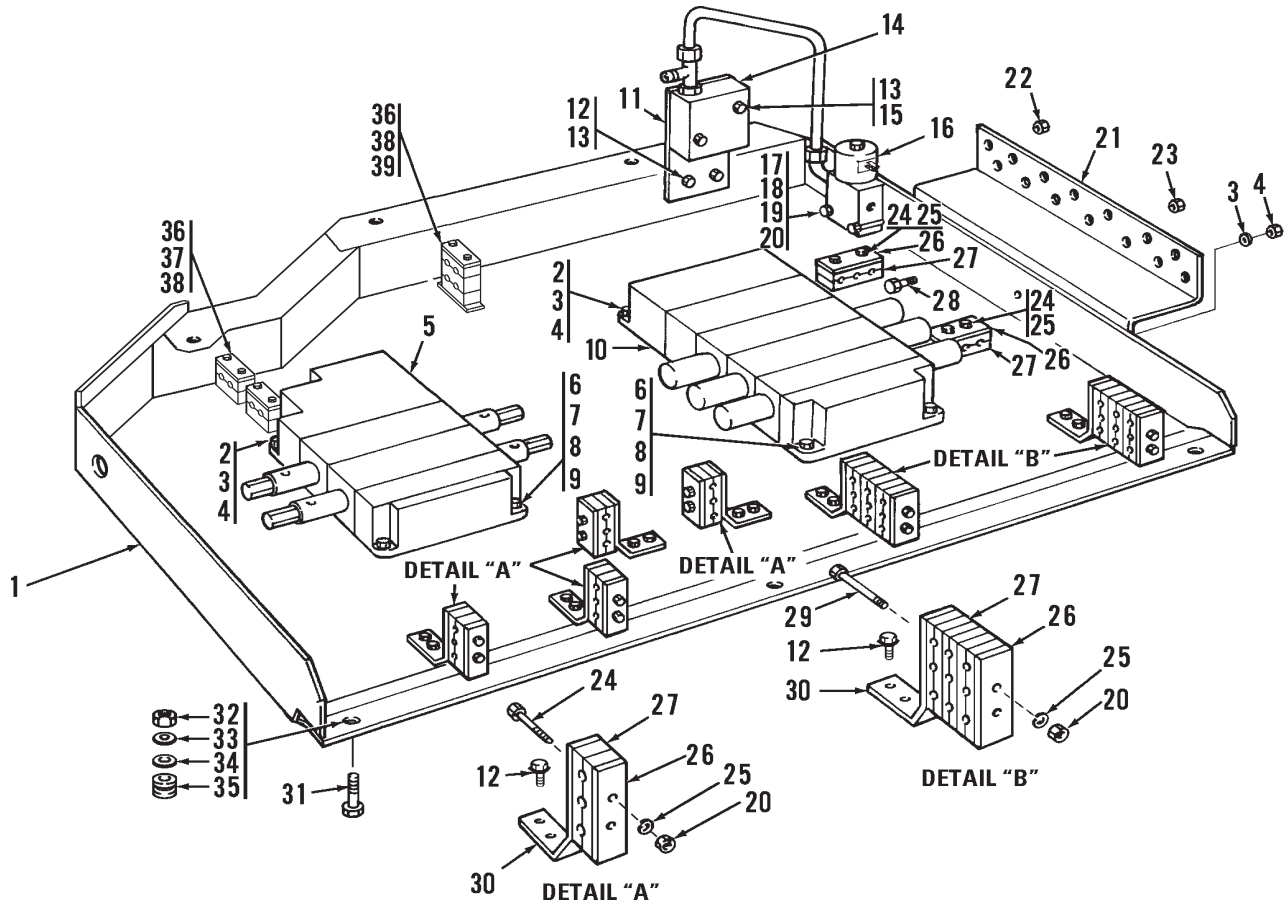


Hose Style "30"

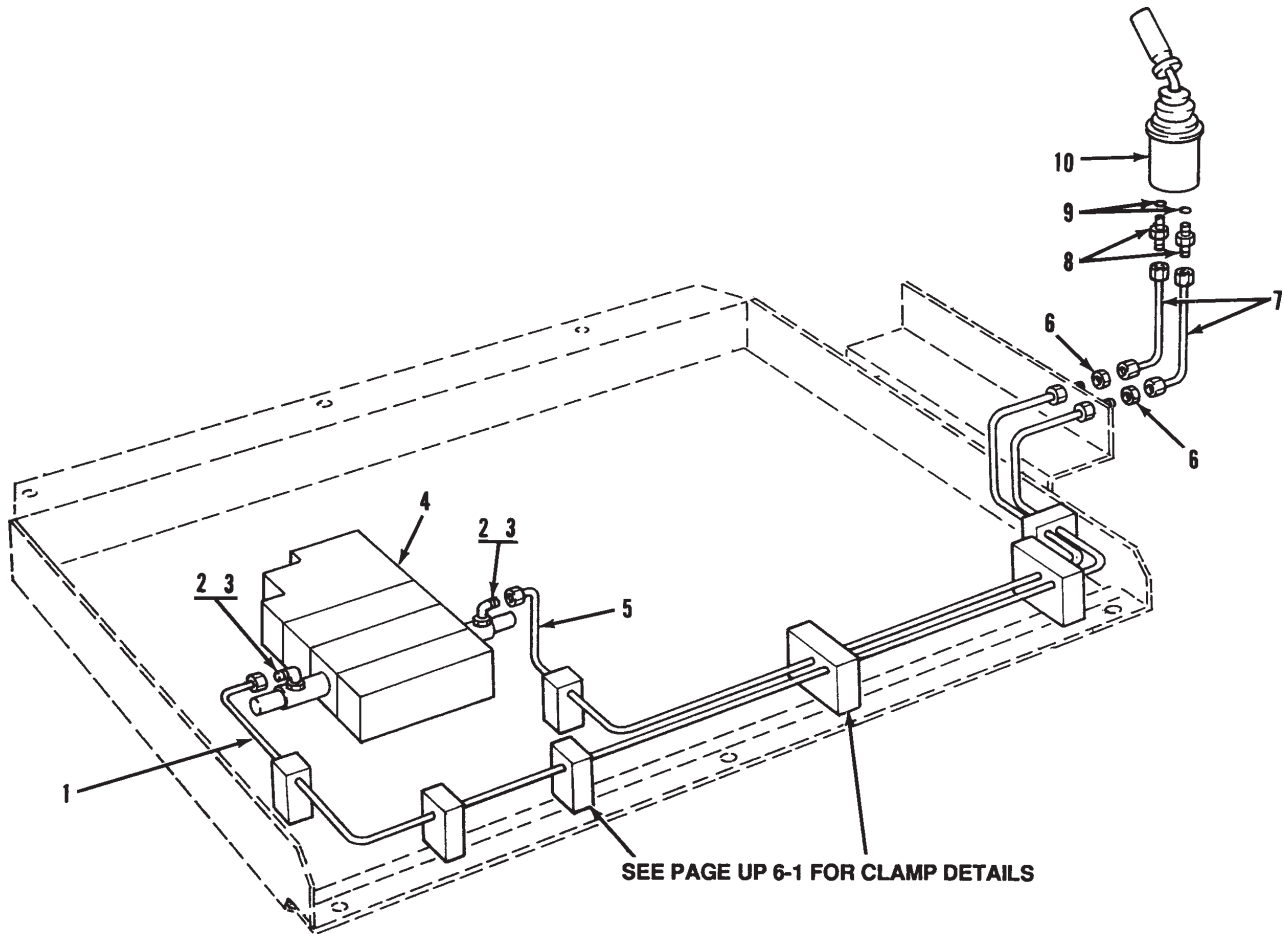


Hose Style "33"

Part Number	Fitting Size	O-Ring Part Number	Hose End Style
8471-8973	1-3/16-12	8859-1508	30
8471-9054	1-3/16-12	8859-1508	30
8471-9055	1-3/16-12	8859-1508	30
8471-9102	13/16-16	8859-1506	30
8471-9103	13/16-16	8859-1506	30
8471-9130	1-3/16-12	8859-1508	30
8471-9131	1-3/16-12	8859-1508	30
8471-9132	1-3/16-12	8859-1508	30
8471-9133	1-14	8859-1507	30
8471-9134	1-14	8859-1507	30
8471-9135	13/16-16	8859-1506	30
8471-9136	13/16-16	8859-1506	30
8471-9137	13/16-16	8859-1506	30
8471-9138	1-14	8859-1507	30
8471-9139	1-14	8859-1507	30
8471-9140	13/16-16	8859-1506	30
8471-9160	13/16-16	8859-1506	30
8471-9161	13/16-16	8859-1506	30
8471-9239 1st end	11/16-16	8859-1505	33
8471-9239 2nd end	13/16-16	8859-1506	30
8471-9253	11/16-16	8859-1505	30
8471-9254	13/16-16	8859-1506	30
8471-9255	13/16-16	8859-1506	30
8471-9346	13/16-16	8859-1506	30
8471-9507	11/16-16	8859-1505	30
8471-9514	13/16-16	8859-1506	30

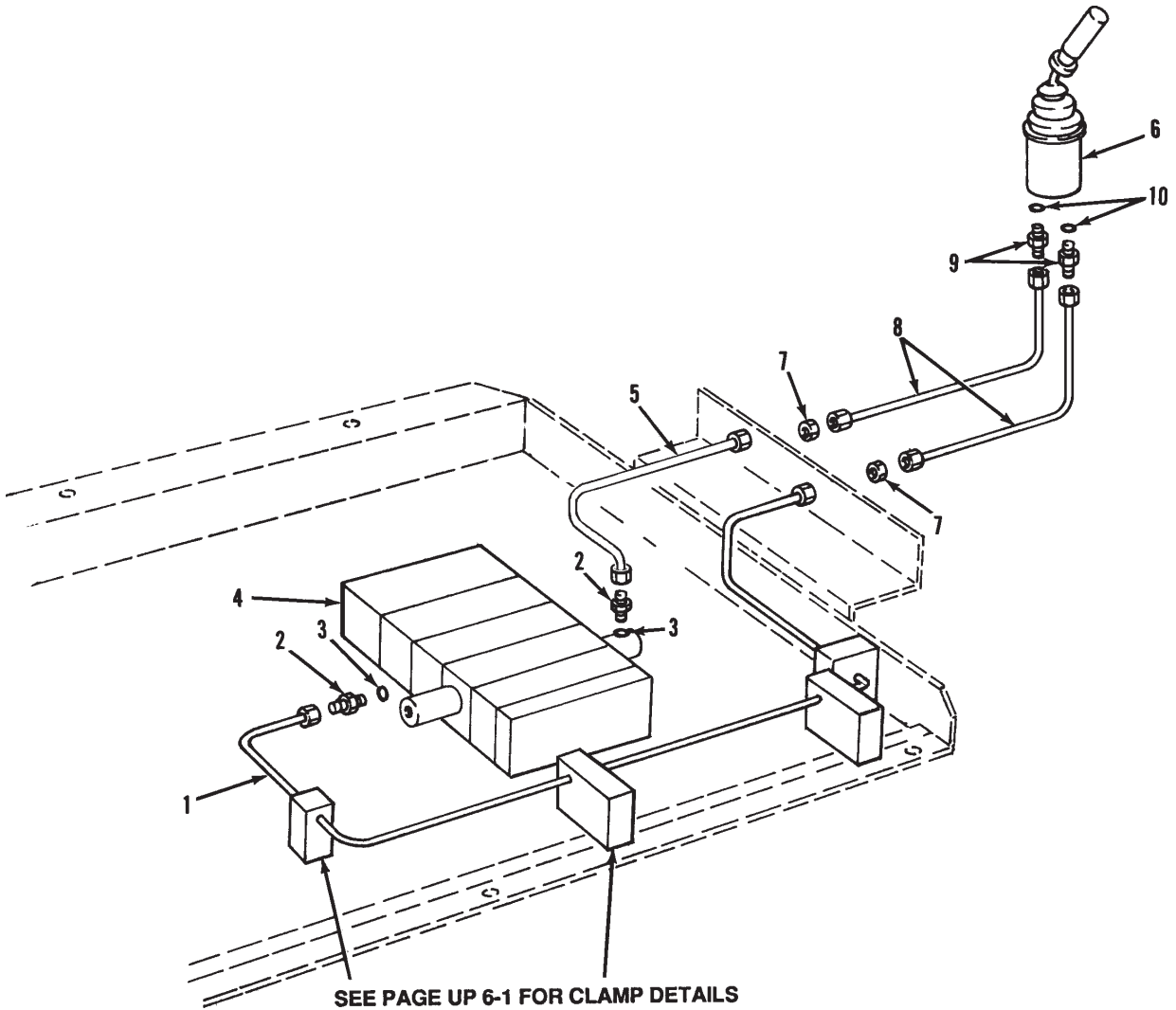


Item	Part No.	Qty.	Description Of Part	Item	Part No.	Qty.	Description Of Part
1	8063-6004	1	VALVE TRAY	19	8856-1002	2	FLAT WASHER, 1/4
2	8820-1069	4	HEX HD CAPSCREW, 1/2-13X2, GR5	20	8856-1004	14	HEX NUT, 1/4-20
3	8855-1013	6	LOCKWASHER, 1/2	21	8093-1013	1	BULKHEAD BRACKET
4	8850-1008	6	HEX NUT, 1/2-13	22	8850-1407	10	HEX JAM NUT, 7/16-20
5		Ref	BOOM & PROPEL CONTROL VALVE ASSY, (see page UP4-20 for details)	23	8866-2205	2	HEX LOCKNUT, 9/16-18
6	8820-1037	4	HEX HD CAPSCREW, 3/8-16X1-1/2, GR5	24	8820-1006	12	HEX HD CAPSCREW, 1/4-20X1-1/4, GR5
7	8856-1004	4	FLAT WASHER, 3/8	25	8855-1009	18	LOCKWASHER, 1/4
8	8855-1011	4	LOCKWASHER, 3/8	26	8093-1020	6	COVER PLATE
9	8850-1006	4	HEX NUT, 3/8-16	27	8093-3097	24	CLAMP HALF
10		Ref	HOIST, TILT & TOOL CONTROL VALVE ASSY, (see page UP4-23 for details)	28	8820-1066	2	HEX HD CAPSCREW, 1/2-13X1-1/4, GR5
11	8093-1015	1	SWING VALVE BRACKET	29	8820-1010	4	HEX HD CAPSCREW, 1/4-20X2-1/4, GR5
12	7714-3003	16	WHIZ-LOK SCREW, 5/16-18X5/8	30	8093-1061	6	CLAMP SUPPORT
13	7714-3006	4	WHIZ-LOK NUT, 5/16-18	31	8820-1034	6	HEX HD CAPSCREW, 3/8-16X2, GR5
14		Ref	SWING BRAKE RELEASE VALVE, (see page UP4-18 for details)	32	8368-3308	6	SHOCK MOUNT
15	8820-1023	2	HEX HD CAPSCREW, 5/16-18X1-3/4, GR5	33	8856-1115	6	FLAT WASHER, 3/4
16		Ref	SOLENOID VALVE, (see page UP4-19 for details)	34	8368-1481	6	WASHER
17	8820-1009	2	HEX HD CAPSCREW, 1/4-20X2, GR5	35	8852-1306	6	HEX LOCK NUT, 3/8-16
18	8855-1009	18	LOCKWASHER, 1/4	36	7713-3270	4	CLAMP SET
				37	8820-1008	3	HEX HD CAPSCREW, 1/4-20X1-3/4, GR5
				38	8856-1002	3	FLAT WASHER, 1/4
				39	8820-1004	2	HEX HD CAPSCREW, 1/4-20X7/8, GR5

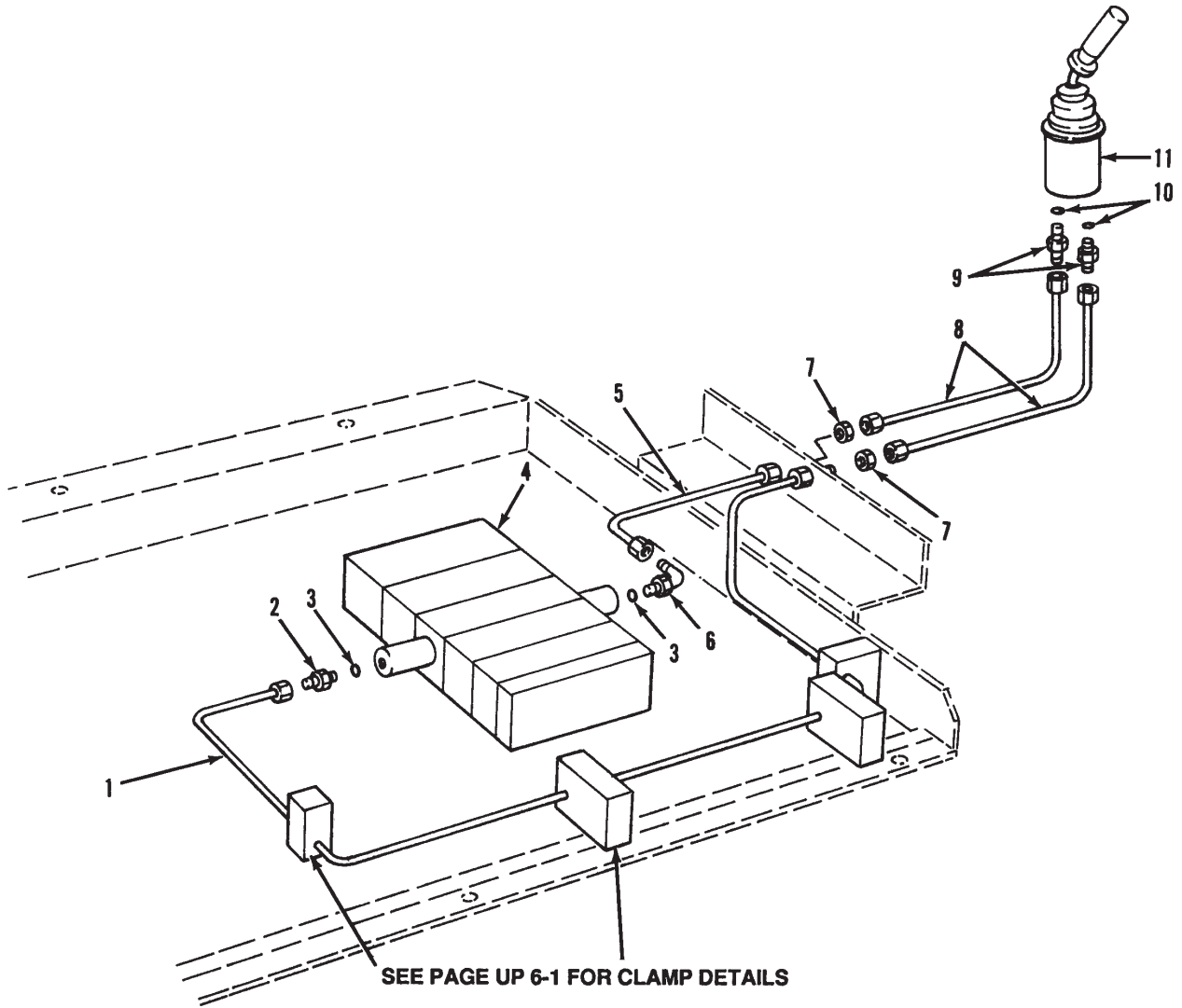


Item	Part No.	Qty.	Description Of Part
*1	8093-3077	1	TUBE ASSY
2	8866-2062	2	ELBOW, 90 DEGREES, (includes item 3)
3	8859-1202	2	O-RING
4		Ref	BOOM & PROPEL CONTROL VALVE ASSY, (see page UP4-20 for details)
*5	8093-3080	1	TUBE ASSY
6	8850-1407	2	HEX NUT, 7/16-20
7	8471-8307	2	HOSE ASSY
8	8866-2005	2	CONNECTOR, (includes item 9)
9	8859-1204	2	O-RING
10		Ref	JOYSTICK ASSY, (see page UP4-27 for details)

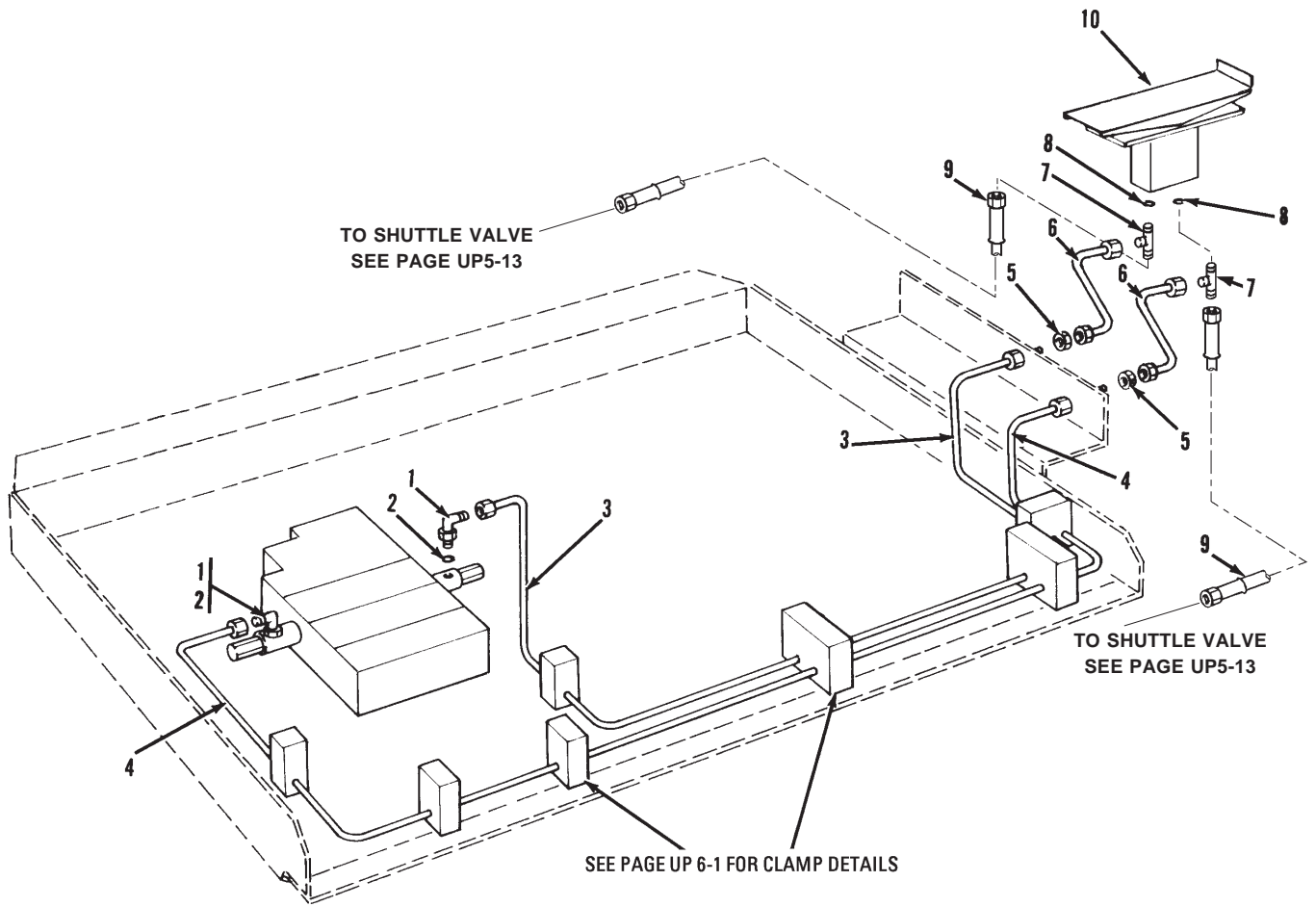
* - Changed part number on items 1 & 5.



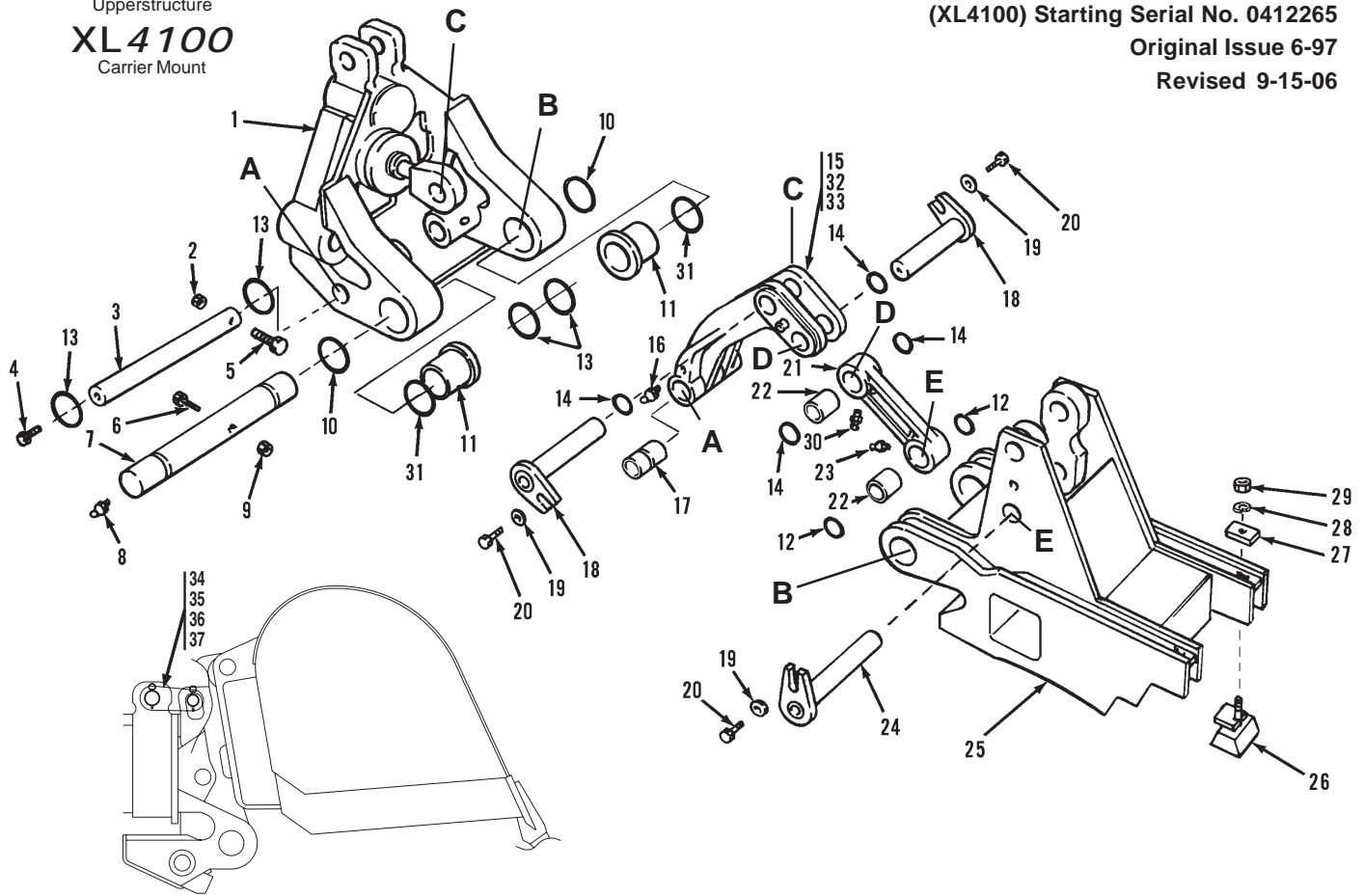
Item	Part No.	Qty.	Description Of Part
1	8093-3083	1	TUBE ASSY
2	8866-2003	2	CONNECTOR, (includes item 3)
3	8859-1202	2	O-RING
4		Ref	HOIST, TOOL, TILT CONTROL VALVE ASSY, (see page UP4-23 for details)
5	8093-3143	1	TUBE ASSY
6		Ref	JOYSTICK ASSY, (see page UP4-27 for details)
7	8850-1407	2	HEX NUT, 7/16-20
8	8471-8307	2	HOSE ASSY
9	8866-2005	2	CONNECTOR, (includes item 10)
10	8859-1204	2	O-RING



Item	Part No.	Qty.	Description Of Part
1	8093-3084	1	TUBE ASSY
2	8866-2003	1	CONNECTOR, (includes item 3)
3	8859-1202	2	O-RING
4		Ref	HOIST, TOOL, TILT CONTROL VALVE ASSY, (see page UP4-23 for details)
5	8093-3085	1	TUBE ASSY
6	8866-2062	1	ELBOW, 90 DEGREES, (includes item 3)
7	8850-1407	2	HEX NUT, 7/16-20
8	8471-8307	2	HOSE ASSY
9	8866-2005	2	CONNECTOR, (includes item 10)
10	8859-1204	2	O-RING
11		Ref	JOYSTICK ASSY, (see page UP4-27 for details)



Item	Part No.	Qty.	Description Of Part
1	8866-2062	2	ELBOW, 90 DEGREES, (includes item 2)
2	8859-1202	2	O-RING
3	8093-3082	1	TUBE ASSY
4	8093-3157	1	TUBE ASSY
5	8850-1407	2	HEX NUT, 1/16-20
6	8471-8307	2	HOSE ASSY
7	8866-2139	1	RUN TEE, (includes item 8)
8	8859-1204	2	O-RING
9	8471-7295	2	HOSE ASSY
10		Ref	FOOT OPERATED PEDAL VALVE ASSY, (see page UP4-12 for details)

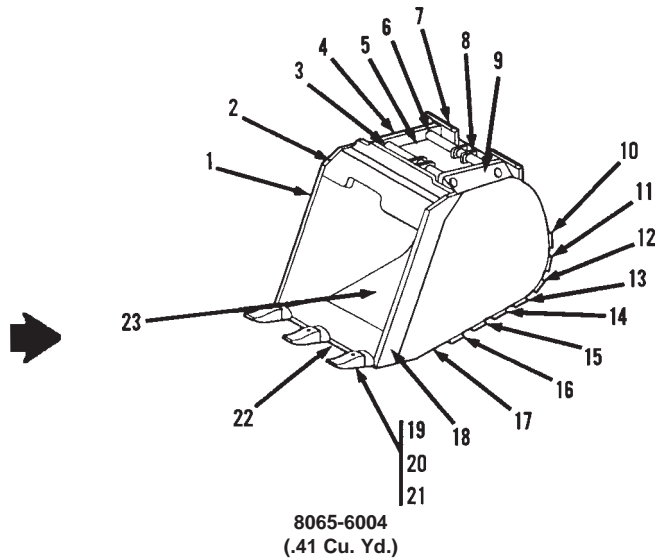


Item	Part No.	Qty.	Description Of Part
*	8062-5029	1	BOOM END KIT, (includes items 2 thru 14, 18 thru 20, 24, 26 thru 29 & item 31)
*	8062-5026	1	BUCKET HOLD OPEN LINK KIT, (includes items 34 thru 37)
	8062-5027	1	.030" OVERSIZE BUSHING
	8062-5028	1	.060" OVERSIZE BUSHING
1	Ref		TELESCOPE BOOM ASSY, (see page UP2-4 for details)
2	8852-1310	1	HEX LOCKNUT, 5/8-11
3	8092-1074	1	PIN
4	8320-1169	1	HEX HD CAPSCREW, 5/8-11X1, GR8
5	8320-1156	1	HEX HD CAPSCREW, 5/8-11X7, GR5
6	8320-1141	1	HEX HD CAPSCREW, 3/4-10X6, GR8
7	8062-1074	1	PIN
8	8867-1008	2	LUBE FITTING, STRAIGHT, 1/4-28
9	8852-1312	1	HEX LOCKNUT, 3/4-10
10	8362-1027	2	O-RING
11	8062-1091	2	BUSHING
	8062-1243	2	BUSHING, .030", (oversized rework kit only)
	8062-1244	2	BUSHING, .060", (oversized rework kit only)
12	8362-3018	2	O-RING
13	8362-3019	4	O-RING
14	9112-3029	4	O-RING

Item	Part No.	Qty.	Description Of Part
15	8062-5003	1	CURVED LINK ASSY, (includes items 16, 17, 32 & 33)
16	8867-1008	2	LUBE FITTING, STRAIGHT, 1/4-28
17	8042-3042	2	BUSHING
18	8092-6014	2	PIN WELDMENT
19	8362-1283	3	SPECIAL WASHER
*20	8320-1129	3	HEX HD CAPSCREW, 1/2-13X1-1/4, GR8, (torque to 68-73 lb-ft)
		A/R	LOCTITE #242
21	8062-5002	1	STRAIGHT LINK ASSY, (includes items 22, 23, & 30)
22	8042-3042	2	BUSHING
23	8867-1008	1	LUBE FITTING, STRAIGHT, 1/4-28
24	8092-6012	1	PIN WELDMENT
25	8062-6013	1	BUCKET ADAPTER
26	8092-6029	2	WEDGE BOLT WELDMENT
27	8092-1159	2	RECTANGULAR WASHER
28	8855-1018	2	LOCKWASHER, 1"
29	8092-1174	2	HIGH NUT
30	8867-1025	1	LUBE FITTING, 45 DEGREES 1/4-28
31	8859-1112	2	O-RING
*32	8362-1257	2	THREADED STUD
*33	8822-1183	2	SOCKET SET SCREW, (cup point), 1/4-28X1/4
34	8062-6050	1	LINK WELMENT
35	8062-1235	1	LINK SIDE PLATE
36	8065-1140	1	PIN
37	8062-3065	3	QUICK RELEASE PIN 1/4"
			NOTE: ONLY ITEMS WITH PART NUMBERS ARE AVAILABLE FOR SERVICE.

* - Changed inclusion note on 8062-5029; changed qty. on 8062-5026; changed part number on items 20, 32 & 33.

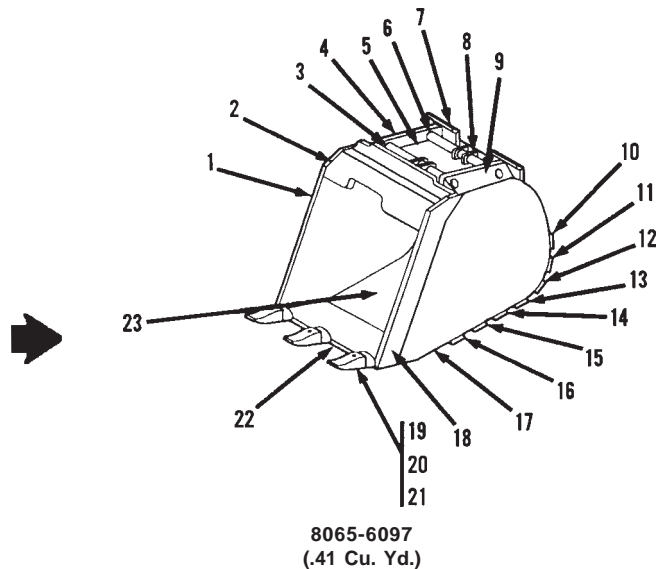
Item	Part No.	Qty.	Description Of Part
	8065-6004	1	24" EXCAVATING BUCKET, (includes all items)
1	8065-1466	1	CUTTING EDGE, L.H.
2	8065-1096	1	FRONT STIFFENER
3	8065-1088	1	PIN
4	8065-1003	2	OUTER SUPPORT PLATE
5	8065-1089	2	TOP PLATE
6	8065-1085	1	PIN
7	8065-1095	1	REAR STIFFENER
8	8095-1057	4	INSIDE SUPPORT PLATE
9	8065-1090	2	END PLATE
10	8065-1084	1	WEAR STRIP
11	8065-1091	1	WEAR STRIP
12	8065-1092	1	WEAR STRIP
13	8065-1093	1	WEAR STRIP
14	8095-1124	1	WEAR STRIP
15	8065-1094	1	WEAR STRIP
16	8095-1127	1	WEAR STRIP
17	8065-1005	2	SIDE PLATE
18	8065-1465	1	CUTTING EDGE, R.H.
19	8095-3001	3	TOOTH ADAPTER
20	8095-3002	3	TOOTH
21	8095-3003	3	TOOTH LOCK
22	8025-1074	1	CUTTING EDGE
23	8065-1086	1	BOTTOM PLATE



NOTE: BUCKETS PURCHASED PRIOR TO OCTOBER, 2000

BUCKET MAY BE WIDER THAN THEY APPEAR IN ILLUSTRATION

Item	Part No.	Qty.	Description Of Part
	8065-6097	1	24" EXCAVATING BUCKET, (includes all items), (starting serial number: 0417527)
1	8065-1466	1	CUTTING EDGE, L.H.
2	8065-1096	1	FRONT STIFFENER
3	8065-1088	1	PIN
4	8065-1003	2	OUTER SUPPORT PLATE
5	8065-1089	2	TOP PLATE
6	8065-1085	1	PIN
7	8065-1095	1	REAR STIFFENER
8	8095-1057	4	INSIDE SUPPORT PLATE
9	8065-1090	2	END PLATE
10	8065-1084	1	WEAR STRIP
11	8065-1091	1	WEAR STRIP
12	8065-1092	1	WEAR STRIP
*13	8025-1071	1	WEAR STRIP
*14	8065-1222	1	WEAR STRIP
*15	8345-1291	1	WEAR STRIP
*16	8065-1113	1	WEAR STRIP
17	8065-1005	2	SIDE PLATE
18	8065-1465	1	CUTTING EDGE, R.H.
19	8035-3001	3	TOOTH ADAPTER
20	8035-3002	3	TOOTH
21	8025-3003	3	TOOTH LOCK
22	8035-1125	1	CUTTING EDGE
23	8065-1086	1	BOTTOM PLATE

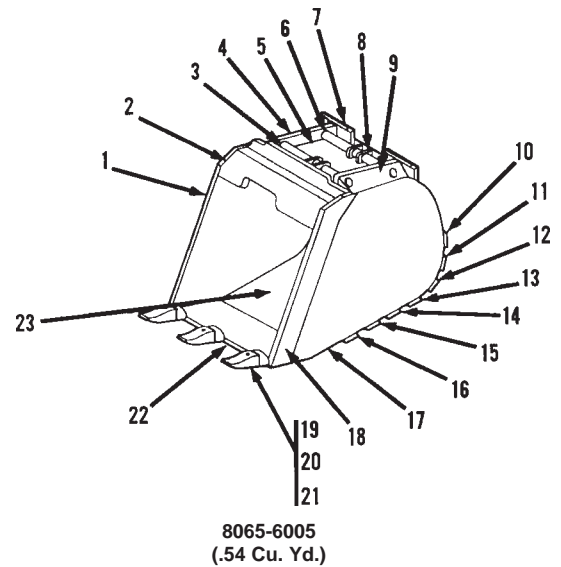


NOTE: STARTING SERIAL NUMBER: 0417527

NOTE: BUCKETS PURCHASED AFTER OCTOBER, 2000

* - Changed part numbers on items 13 thru 16.

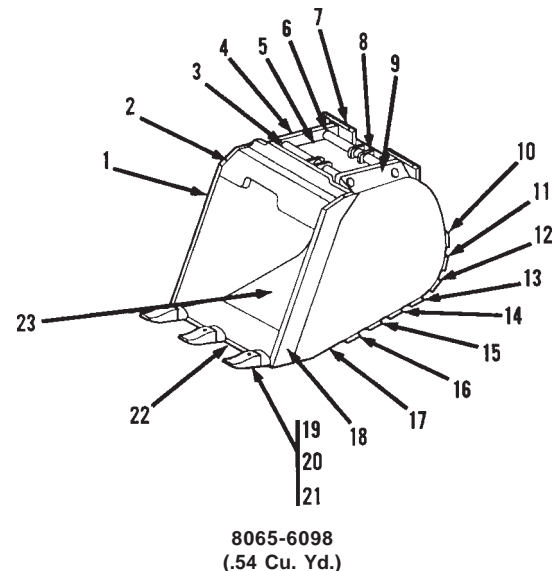
Item	Part No.	Qty.	Description Of Part
	8065-6005	1	30" EXCAVATING BUCKET, (includes all items)
1	8065-1466	1	CUTTING EDGE, L.H.
2	8065-1116	1	FRONT STIFFENER
3	8065-1110	1	PIN
4	8065-1003	2	OUTER SUPPORT PLATE
5	8065-1111	2	TOP PLATE
6	8065-1107	1	PIN
7	8065-1115	1	REAR STIFFENER
8	8095-1057	4	INSIDE SUPPORT PLATE
9	8065-1112	2	END PLATE
10	8065-1106	1	WEAR STRIP
11	8065-1113	1	WEAR STRIP
12	8065-1114	1	WEAR STRIP
13	8095-1128	1	WEAR STRIP
14	8095-1129	1	WEAR STRIP
15	8095-1103	1	WEAR STRIP
16	8065-1068	1	WEAR STRIP
17	8065-1005	2	SIDE PLATE
18	8065-1465	1	CUTTING EDGE, R.H.
19	8095-3001	3	TOOTH ADAPTER
20	8095-3002	3	TOOTH
21	8095-3003	3	TOOTH LOCK
22	8065-1109	1	CUTTING EDGE
23	8065-1108	1	BOTTOM PLATE



NOTE: BUCKETS PURCHASED PRIOR TO
OCTOBER, 2000

BUCKET MAY BE WIDER THAN
THEY APPEAR IN ILLUSTRATION

Item	Part No.	Qty.	Description Of Part
	8065-6098	1	30" EXCAVATING BUCKET, (includes all items), (starting serial number: 0417527)
1	8065-1466	1	CUTTING EDGE, L.H.
2	8065-1116	1	FRONT STIFFENER
3	8065-1110	1	PIN
4	8065-1003	2	OUTER SUPPORT PLATE
5	8065-1111	2	TOP PLATE
6	8065-1107	1	PIN
7	8065-1115	1	REAR STIFFENER
8	8095-1057	4	INSIDE SUPPORT PLATE
9	8065-1112	2	END PLATE
10	8065-1106	1	WEAR STRIP
11	8065-1113	1	WEAR STRIP
*12	8345-1290	1	WEAR STRIP
*13	8345-1289	1	WEAR STRIP
*14	8025-1062	1	WEAR STRIP
15	8095-1103	1	WEAR STRIP
16	8065-1068	1	WEAR STRIP
17	8065-1005	2	SIDE PLATE
18	8065-1465	1	CUTTING EDGE, R.H.
19	8035-3001	3	TOOTH ADAPTER
20	8035-3002	3	TOOTH
21	8025-3003	3	TOOTH LOCK
22	8035-1041	1	CUTTING EDGE
23	8065-1108	1	BOTTOM PLATE



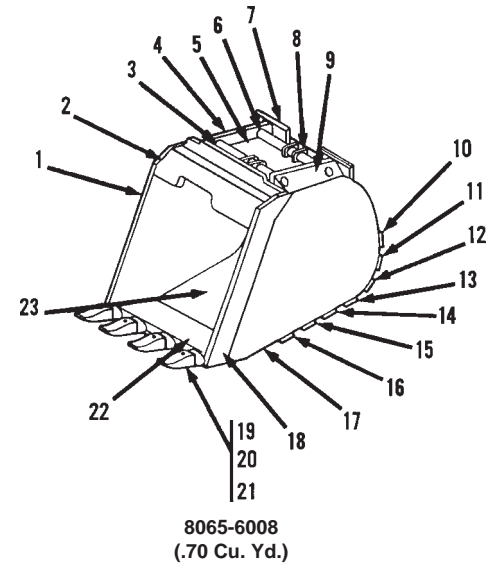
NOTE: STARTING SERIAL NUMBER:
0417527

NOTE: BUCKETS PURCHASED AFTER
OCTOBER, 2000

* - Changed part numbers on items 12, 13, & 14.

Item	Part No.	Qty.	Description Of Part
	8065-6008	1	36" EXCAVATING BUCKET, (includes all items)
1	8065-1466	1	CUTTING EDGE, L.H.
2	8095-1111	1	FRONT STIFFENER
3	8095-1101	1	PIN
4	8065-1003	2	OUTER SUPPORT PLATE
5	8065-1067	2	TOP PLATE
6	8095-1098	1	PIN
7	8065-1065	1	REAR STIFFENER
8	8095-1057	4	INSIDE SUPPORT PLATE
9	8065-1007	2	END PLATE
10	8095-1105	1	WEAR STRIP
11	8065-1068	1	WEAR STRIP
12	8065-1069	1	WEAR STRIP
*13	8095-1107	1	WEAR STRIP
14	8065-1070	1	WEAR STRIP
15	8065-1071	1	WEAR STRIP
16	8065-1072	1	WEAR STRIP
17	8065-1005	2	SIDE PLATE
18	8065-1465	1	CUTTING EDGE, R.H.
19	8095-3001	4	TOOTH ADAPTER
20	8095-3002	4	TOOTH
21	8095-3003	4	TOOTH LOCK
22	8095-1100	1	CUTTING EDGE
23	8065-1066	1	BOTTOM PLATE

* - Changed part number on item 13.

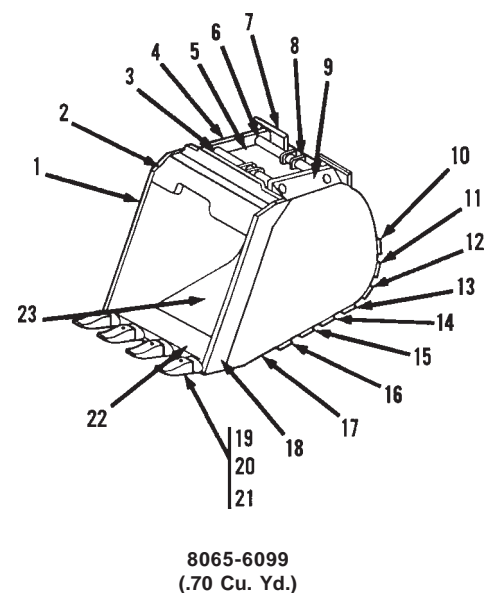


NOTE: BUCKETS PURCHASED PRIOR TO
OCTOBER, 2000

BUCKET MAY BE WIDER THAN
THEY APPEAR IN ILLUSTRATION

Item	Part No.	Qty.	Description Of Part
	8065-6099	1	36" EXCAVATING BUCKET, (includes all items), (starting serial number: 0417527)
1	8065-1466	1	CUTTING EDGE, L.H.
2	8095-1111	1	FRONT STIFFENER
3	8095-1101	1	PIN
4	8065-1003	2	OUTER SUPPORT PLATE
5	8065-1067	2	TOP PLATE
6	8095-1098	1	PIN
7	8065-1065	1	REAR STIFFENER
8	8095-1057	4	INSIDE SUPPORT PLATE
9	8065-1007	2	END PLATE
10	8095-1105	1	WEAR STRIP
11	8065-1068	1	WEAR STRIP
12	8065-1069	1	WEAR STRIP
*13	8025-1013	1	WEAR STRIP
*14	8025-1014	1	WEAR STRIP
15	8065-1071	1	WEAR STRIP
*16	8065-1121	1	WEAR STRIP
17	8065-1005	2	SIDE PLATE
18	8065-1465	1	CUTTING EDGE, R.H.
19	8035-3001	4	TOOTH ADAPTER
20	8035-3002	4	TOOTH
21	8025-3003	4	TOOTH LOCK
22	8035-1019	1	CUTTING EDGE
23	8065-1066	1	BOTTOM PLATE

* - Changed part numbers on items 13, 14, & 16.

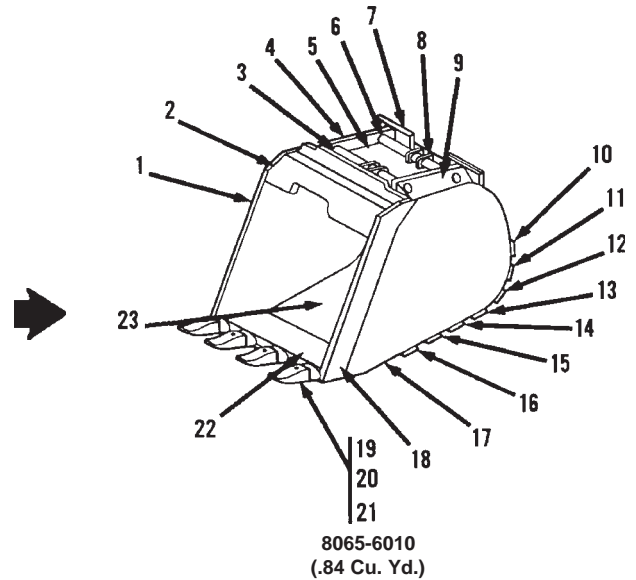


NOTE: STARTING SERIAL NUMBER:
0417527

NOTE: BUCKETS PURCHASED AFTER
OCTOBER, 2000

Item	Part No.	Qty.	Description Of Part
	8065-6010	1	42" EXCAVATING BUCKET, (includes all items)
1	8065-1466	1	CUTTING EDGE, L.H.
2	8065-1129	1	FRONT STIFFENER
*3	8095-1072	1	PIN
4	8065-1003	2	OUTER SUPPORT PLATE
5	8065-1124	2	TOP PLATE
6	8095-1053	1	PIN
7	8065-1128	1	REAR STIFFENER
8	8095-1057	4	INSIDE SUPPORT PLATE
9	8065-1007	2	END PLATE
10	8065-1121	1	WEAR STRIP
11	8065-1072	1	WEAR STRIP
12	8065-1125	1	WEAR STRIP
13	8065-1126	1	WEAR STRIP
14	8065-1127	1	WEAR STRIP
15	8095-1051	1	WEAR STRIP
16	8065-1010	1	WEAR STRIP
17	8065-1005	2	SIDE PLATE
18	8065-1465	1	CUTTING EDGE, R.H.
19	8095-3001	4	TOOTH ADAPTER
20	8095-3002	4	TOOTH
21	8095-3003	4	TOOTH LOCK
22	8065-1123	1	CUTTING EDGE
23	8065-1122	1	BOTTOM PLATE

* - Changed part number on item 3.

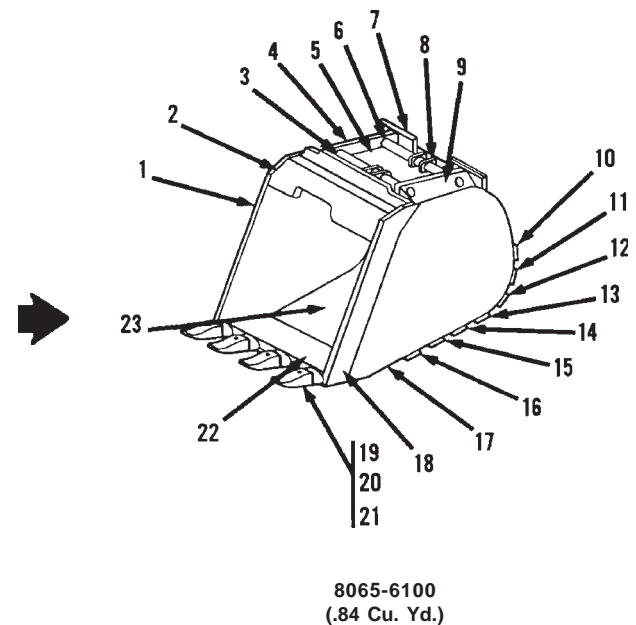


NOTE: BUCKETS PURCHASED PRIOR TO OCTOBER, 2000

BUCKET MAY BE WIDER THAN THEY APPEAR IN ILLUSTRATION

Item	Part No.	Qty.	Description Of Part
	8065-6100	1	42" EXCAVATING BUCKET, (includes all items), (starting serial number: 0417527)
1	8065-1466	1	CUTTING EDGE, L.H.
2	8065-1129	1	FRONT STIFFENER
*3	8095-1072	1	PIN
4	8065-1003	2	OUTER SUPPORT PLATE
5	8065-1124	2	TOP PLATE
6	8095-1053	1	PIN
7	8065-1128	1	REAR STIFFENER
8	8095-1057	4	INSIDE SUPPORT PLATE
9	8065-1007	2	END PLATE
10	8065-1121	1	WEAR STRIP
*11	8065-1121	1	WEAR STRIP
12	8065-1125	1	WEAR STRIP
13	8065-1126	1	WEAR STRIP
14	8065-1127	1	WEAR STRIP
15	8095-1051	1	WEAR STRIP
16	8065-1010	1	WEAR STRIP
17	8065-1005	2	SIDE PLATE
18	8065-1465	1	CUTTING EDGE, R.H.
19	8035-3001	4	TOOTH ADAPTER
20	8035-3002	4	TOOTH
21	8025-3003	4	TOOTH LOCK
22	8065-1531	1	CUTTING EDGE
23	8065-1122	1	BOTTOM PLATE

* - Changed part numbers on items 3 & 11.

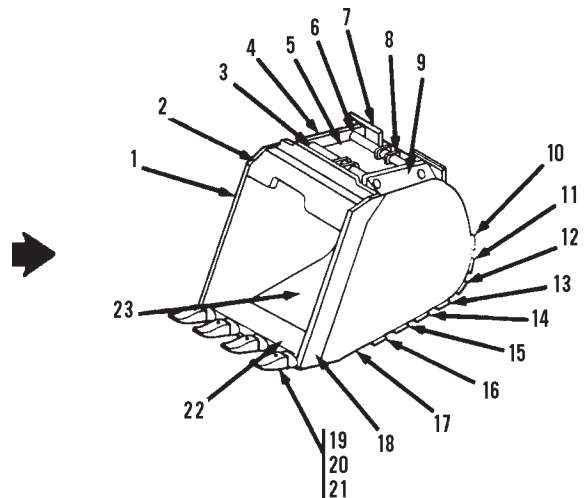


NOTE: STARTING SERIAL NUMBER: 0417527

NOTE: BUCKETS PURCHASED AFTER OCTOBER, 2000

Item	Part No.	Qty.	Description Of Part
	8065-6001	1	48" EXCAVATING BUCKET, (includes all items)
1	8065-1466	1	CUTTING EDGE, L.H.
2	8095-1074	1	FRONT STIFFENER
3	8095-1075	1	PIN
4	8065-1003	2	OUTER SUPPORT PLATE
5	8065-1006	2	TOP PLATE
6	8095-1072	1	PIN
7	8065-1008	1	REAR STIFFENER
8	8095-1057	4	INSIDE SUPPORT PLATE
9	8065-1007	2	END PLATE
10	8065-1009	1	WEAR STRIP
11	8065-1010	1	WEAR STRIP
12	8065-1011	1	WEAR STRIP
*13	8095-1067	1	WEAR STRIP
*14	8065-1012	1	WEAR STRIP
15	8065-1013	1	WEAR STRIP
16	8065-1014	1	WEAR STRIP
17	8065-1005	2	SIDE PLATE
18	8065-1465	1	CUTTING EDGE, R.H.
19	8095-3001	5	TOOTH ADAPTER
20	8095-3002	5	TOOTH
21	8095-3003	5	TOOTH LOCK
22	8095-1012	1	CUTTING EDGE
23	8065-1004	1	BOTTOM PLATE

* - Changed part numbers on items 13 & 14.



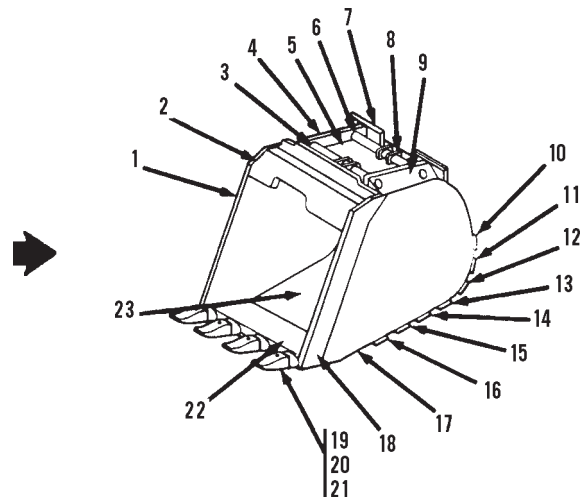
8065-6001
(.99 Cu. Yd.)

NOTE: BUCKETS PURCHASED PRIOR TO OCTOBER, 2000

BUCKET MAY BE WIDER THAN THEY APPEAR IN ILLUSTRATION

Item	Part No.	Qty.	Description Of Part
	8065-6101	1	48" EXCAVATING BUCKET, (includes all items), (starting serial number: 0417527)
1	8065-1466	1	CUTTING EDGE, L.H.
2	8095-1074	1	FRONT STIFFENER
3	8095-1075	1	PIN
4	8065-1003	2	OUTER SUPPORT PLATE
5	8065-1006	2	TOP PLATE
6	8095-1072	1	PIN
7	8065-1008	1	REAR STIFFENER
8	8095-1057	4	INSIDE SUPPORT PLATE
9	8065-1007	2	END PLATE
*10	8095-1076	1	WEAR STRIP
11	8065-1010	1	WEAR STRIP
12	8065-1011	1	WEAR STRIP
*13	8095-1067	1	WEAR STRIP
*14	8065-1012	1	WEAR STRIP
15	8065-1013	1	WEAR STRIP
16	8065-1014	1	WEAR STRIP
17	8065-1005	2	SIDE PLATE
18	8065-1465	1	CUTTING EDGE, R.H.
19	8035-3001	5	TOOTH ADAPTER
20	8035-3002	5	TOOTH
21	8025-3003	5	TOOTH LOCK
22	8065-1532	1	CUTTING EDGE
23	8065-1004	1	BOTTOM PLATE

* - Changed part numbers on items 10, 13, & 14.



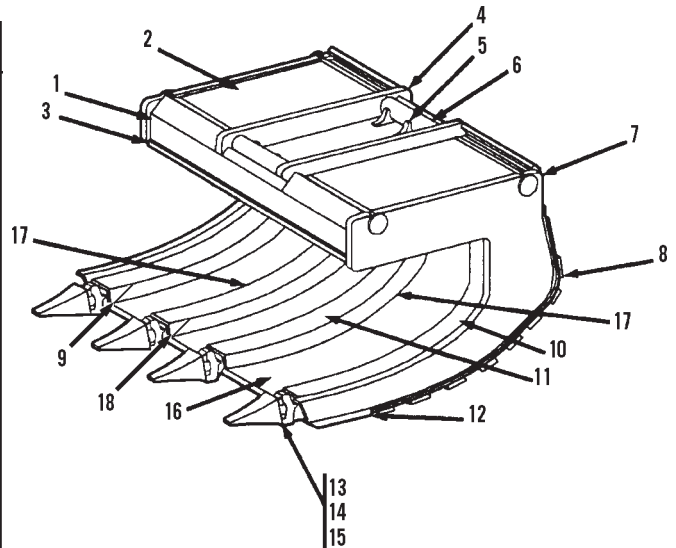
8065-6101
(.99 Cu. Yd.)

NOTE: STARTING SERIAL NUMBER: 0417527

NOTE: BUCKETS PURCHASED AFTER OCTOBER, 2000

Item	Part No.	Qty.	Description Of Part
	8065-6030	1	40" PAVEMENT REMOVAL BUCKET, (includes all items)
1	8065-1033	2	PIN STIFFENER
2	8065-1032	2	STIFFENER
3	8065-1185	1	TOP PLATE
4	8065-1003	2	PIN SUPPORT PLATE
5	8095-1057	4	INSIDE SUPPORT PLATE
6	8065-1036	4	PIN
7	8065-1184	2	END PLATE
8	8065-1011	8	WEAR STRIP
9	8065-1263	2	OUTSIDE REINFORCEMENT
10	8065-1187	2	RUNNER PLATE, (outer)
11	8065-1186	2	RUNNER PLATE, (inner)
12	8065-1035	1	CUTTING EDGE
*13		4	TOOTH SHANK, (order kit 8065-3002S for replacement)
14	8065-3001	4	TOOTH
15	8065-3003	4	TOOTH LOCK
16	8065-1188	1	BOTTOM PLATE
17	8065-1189	6	RUNNER
18	8065-1264	2	INSIDE REINFORCEMENT
*	8065-3002S	A/R	SHANK & TOOTH KIT, (includes following two items)
	8075-3041	1	TOOTH SHANK
	8075-3033	1	TOOTH

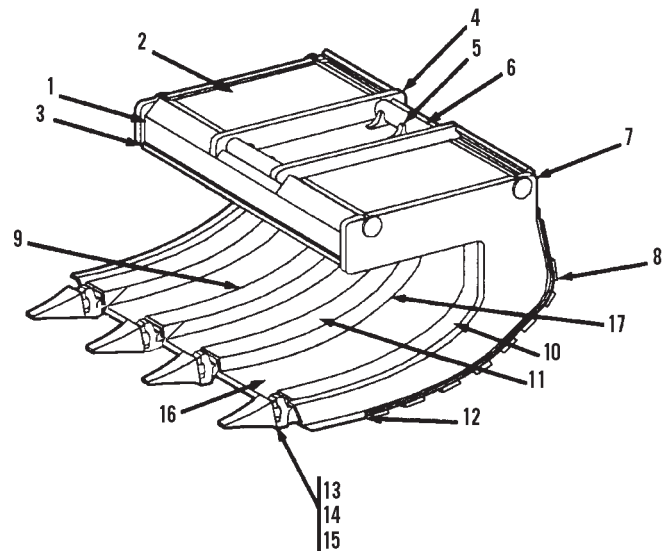
* - Removed part number & added note to item 13; added 8065-3002S kit.



BUCKET MAY BE WIDER THAN THEY APPEAR IN ILLUSTRATION

TOOTH REINFORCING KIT FOR EARLIER MODEL BUCKETS IS AVAILABLE; ORDER PART NO. 8065-6044

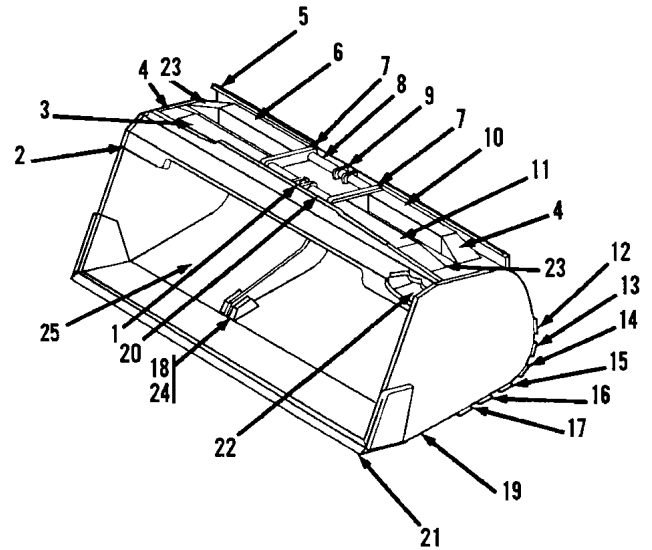
Item	Part No.	Qty.	Description Of Part
	8065-6102	1	40" PAVEMENT REMOVAL BUCKET, (includes all items)
1	8065-1033	2	PIN STIFFENER
2	8065-1032	2	STIFFENER
3	8065-1185	1	TOP PLATE
4	8065-1600	2	PIN SUPPORT PLATE
5	8095-1057	4	INSIDE SUPPORT PLATE
6	8065-1036	2	PIN
7	8065-1537	1	BOTTOM PLATE
8	8065-1011	7	WEAR STRIP
9	8065-1538	6	RUNNER
10	8065-1536	2	RUNNER PLATE, (outer)
11	8065-1535	2	RUNNER PLATE, (inner)
12	8065-1533	2	END PLATE
13	8035-3005	4	TOOTH PIN
14	8035-3004	4	TOOTH
15	8035-3003	4	TOOTH ADAPTER
16	8065-1534	1	CUTTING EDGE



BUCKET MAY BE WIDER THAN THEY APPEAR IN ILLUSTRATION

NOTE: BUCKETS PURCHASED AFTER MAY, 2002

Item	Part No.	Qty.	Description Of Part
	8065-6007	1	60" DITCHING BUCKET, (includes all items)
1	8095-1057	2	INSIDE SUPPORT
2	8065-1048	1	FRONT STIFFENER
3	8065-1044	1	BUCKET STIFFENER
4	8065-1026	2	CAP PLATE
5	8065-1049	1	REAR STIFFENER
6	8065-1047	1	BUCKET STIFFENER
*7	8065-1599	2	OUTER SUPPORT PLATE
8	8095-1101	1	PIN
9	8065-1029	2	INSIDE SUPPORT
10	8065-1046	1	BUCKET STIFFENER
11	8065-1045	1	BUCKET STIFFENER
12	8065-1052	1	WEAR STRIP
13	8345-1296	1	WEAR STRIP
14	8065-1051	1	WEAR STRIP
15	8095-1189	1	WEAR STRIP
16	8095-1191	1	WEAR STRIP
17	8065-1050	1	WEAR STRIP
18	8065-1073	2	WEAR PLATE
19	8065-1017	2	SIDE PLATE
20	8065-1054	1	PIN
21	8065-3019	1	CUTTING EDGE
22	8095-1054	2	GUSSET
23	8065-1030	2	REAR ENDCAP
24	8065-1022	1	BUCKET STIFFENER
25	8065-1053	1	BOTTOM PLATE



8065-6007
(.95 Cu. Yd.)

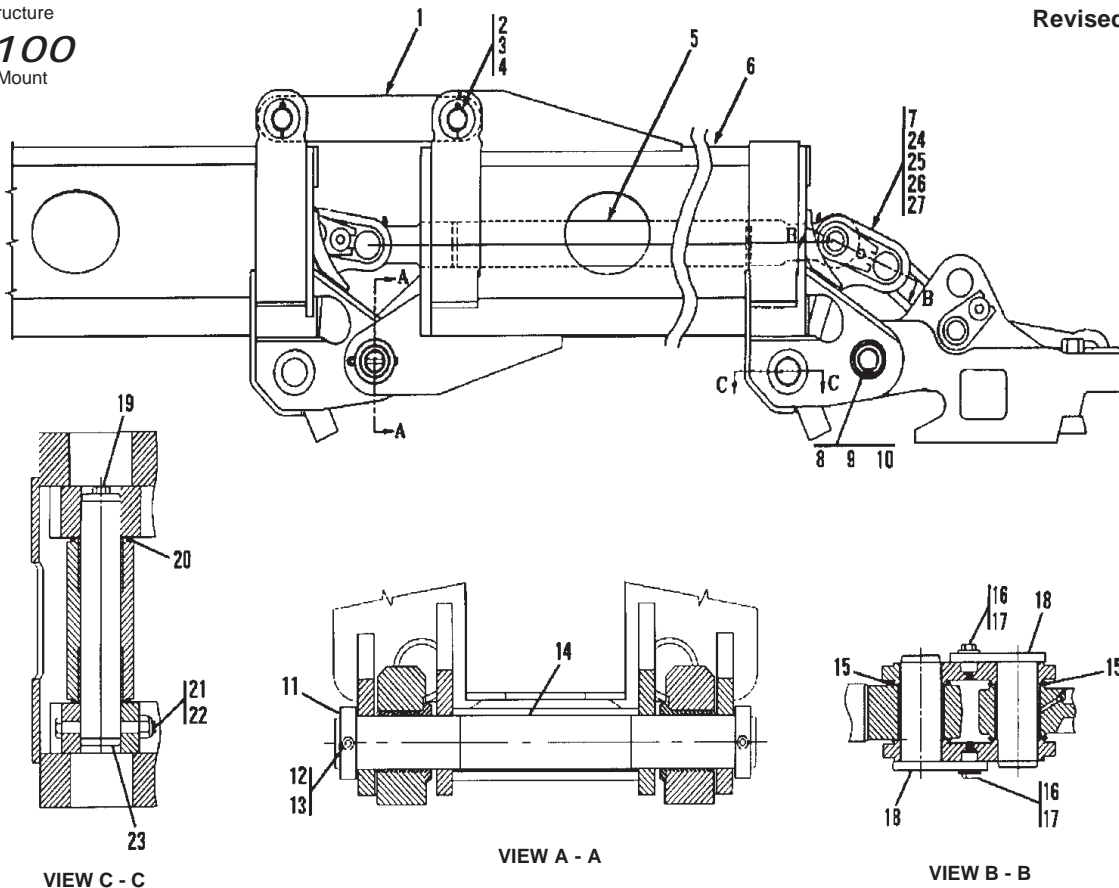
8065-6006
(1.06 Cu. Yd.)

8065-6002
(1.092 Cu. Yd.)

Item	Part No.	Qty.	Description Of Part
	8065-6006	1	66" DITCHING BUCKET, (includes all items)
1	8095-1057	2	INSIDE SUPPORT
2	8065-1063	1	FRONT STIFFENER
3	8065-1058	1	BUCKET STIFFENER
4	8065-1026	2	CAP PLATE
5	8065-1064	1	REAR STIFFENER
6	8065-1061	1	BUCKET STIFFENER
*7	8065-1599	2	OUTER SUPPORT PLATE
8	8095-1053	1	PIN
9	8065-1029	2	INSIDE SUPPORT
10	8065-1060	1	BUCKET STIFFENER
11	8065-1059	1	BUCKET STIFFENER
12	8095-1190	1	WEAR STRIP
13	8065-1062	1	WEAR STRIP
14	8065-1050	1	WEAR STRIP
15	8095-1050	1	WEAR STRIP
16	8095-1137	1	WEAR STRIP
17	8065-1024	1	WEAR STRIP
18	8065-1073	2	WEAR PLATE
19	8065-1017	2	SIDE PLATE
20	8065-1057	1	PIN
21	8065-3018	1	CUTTING EDGE
22	8095-1054	2	GUSSET
23	8065-1030	2	REAR ENDCAP
24	8065-1022	1	BUCKET STIFFENER
25	8065-1055	1	BOTTOM PLATE

Item	Part No.	Qty.	Description Of Part
	8065-6002	1	72" DITCHING BUCKET, (includes all items)
1	8095-1057	2	INSIDE SUPPORT
2	8065-1027	1	FRONT STIFFENER
3	8065-1018	1	BUCKET STIFFENER
4	8065-1026	2	CAP PLATE
5	8065-1028	1	REAR STIFFENER
6	8065-1021	1	BUCKET STIFFENER
*7	8065-1599	2	OUTER SUPPORT PLATE
8	8095-1053	1	PIN
9	8065-1029	2	INSIDE SUPPORT
10	8065-1020	1	BUCKET STIFFENER
11	8065-1019	1	BUCKET STIFFENER
12	8095-1049	1	WEAR STRIP
13	8065-1023	1	WEAR STRIP
14	8065-1024	1	WEAR STRIP
15	8065-1025	1	WEAR STRIP
16	8095-1136	1	WEAR STRIP
17	8095-1135	1	WEAR STRIP
18	8065-1073	2	WEAR PLATE
19	8065-1017	2	SIDE PLATE
20	8095-1075	1	PIN
21	8065-3017	1	CUTTING EDGE
22	8095-1054	2	GUSSET
23	8065-1030	2	REAR ENDCAP
24	8065-1022	1	BUCKET STIFFENER
25	8065-1016	1	BOTTOM PLATE

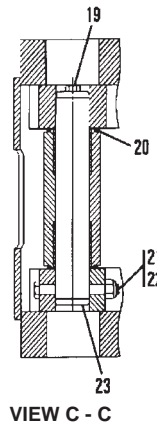
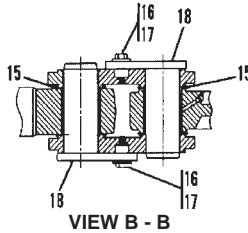
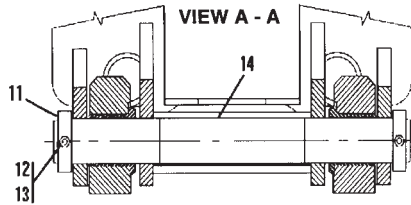
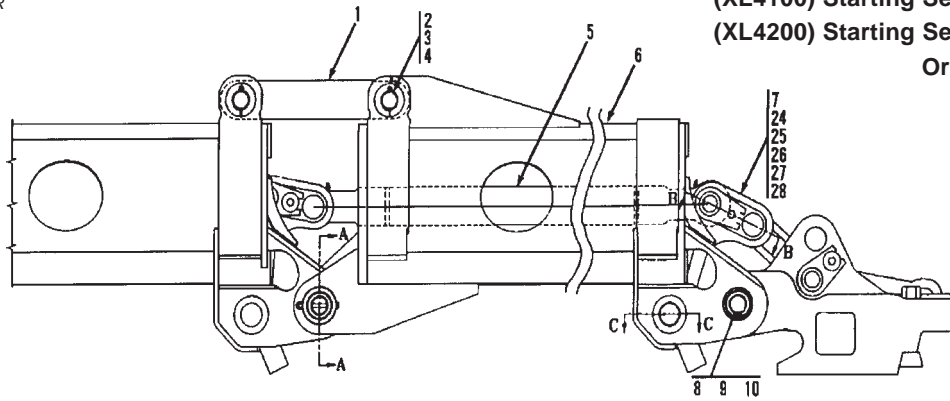
* - Changed part number on item 7 in all assemblies.



Item	Part No.	Qty.	Description Of Part
	8065-5013	1	4 FT. BOOM EXTENSION ASSY, (includes all items)
1	8065-1097	1	LINK
2	8065-1141	4	PLATE
3	8065-1140	2	PIN
4	8863-1351	4	COTTER PIN, 1/4X2-1/2
5	8065-6078	1	PUSH ROD WELDMENT
6	8065-6074	1	4 FT. BOOM EXTENSION
7	8062-5017	1	CURVED LINK ASSY, (includes items 24 thru 28)
8	8062-1091	2	BUSHING
9	8362-1027	2	BACK-UP RING
10	8859-1112	2	O-RING
11	8065-1100	2	COLLAR
12	8348-1673	2	HEX HD CAPSCREW, 3/8-16X4-3/4
13	8852-1206	2	HEX LOCKNUT, 3/8-16
14	8065-1098	1	PIN
15	8362-3017	4	O-RING
*16	8320-1129	2	HEX HD CAPSCREW, 1/2-13X1-1/4, GR8, (torque to 68-73 lb-ft)
17	8362-1283	2	SPECIAL WASHER
18	8092-6014	2	PIN WELDMENT
19	8320-1169	1	HEX HD CAPSCREW, 5/8-11X1, GR8
20	8362-3019	2	O-RING
21	8320-1156	1	HEX HD CAPSCREW, 5/8-11X7
22	8852-1310	1	HEX LOCKNUT, 5/8-11
23	8092-1074	1	PIN
24		1	CURVED LINK
25	8042-3042	2	BUSHING
26	8867-1008	2	LUBE FITTING, STRAIGHT, 1/4-28
*27	8042-1119	2	THREADED STUD

Item	Part No.	Qty.	Description Of Part
	8065-5014	1	6 FT. BOOM EXTENSION ASSY, (includes all items)
1	8065-1097	1	LINK
2	8065-1141	4	PLATE
3	8065-1140	2	PIN
4	8863-1351	4	COTTER PIN, 1/4X2-1/2
5	8065-6079	1	PUSH ROD WELDMENT
6	8065-6075	1	6 FT. BOOM EXTENSION
7	8062-5017	1	CURVED LINK ASSY, (includes items 24 thru 28)
8	8062-1091	2	BUSHING
9	8362-1027	2	BACK-UP RING
10	8859-1112	2	O-RING
11	8065-1100	2	COLLAR
12	8348-1673	2	HEX HD CAPSCREW, 3/8-16X4-3/4
13	8852-1206	2	HEX LOCKNUT, 3/8-16
14	8065-1098	1	PIN
15	8362-3017	4	O-RING
*16	8320-1129	2	HEX HD CAPSCREW, 1/2-13X1-1/4, GR8, (torque to 68-73 lb-ft)
17	8362-1283	2	SPECIAL WASHER
18	8092-6014	2	PIN WELDMENT
19	8320-1169	1	HEX HD CAPSCREW, 5/8-11X1, GR8
20	8362-3019	2	O-RING
21	8320-1156	1	HEX HD CAPSCREW, 5/8-11X7
22	8852-1310	1	HEX LOCKNUT, 5/8-11
23	8092-1074	1	PIN
24		1	CURVED LINK
25	8042-3042	2	BUSHING
26	8867-1008	2	LUBE FITTING, STRAIGHT, 1/4-28
*27	8042-1119	2	THREADED STUD

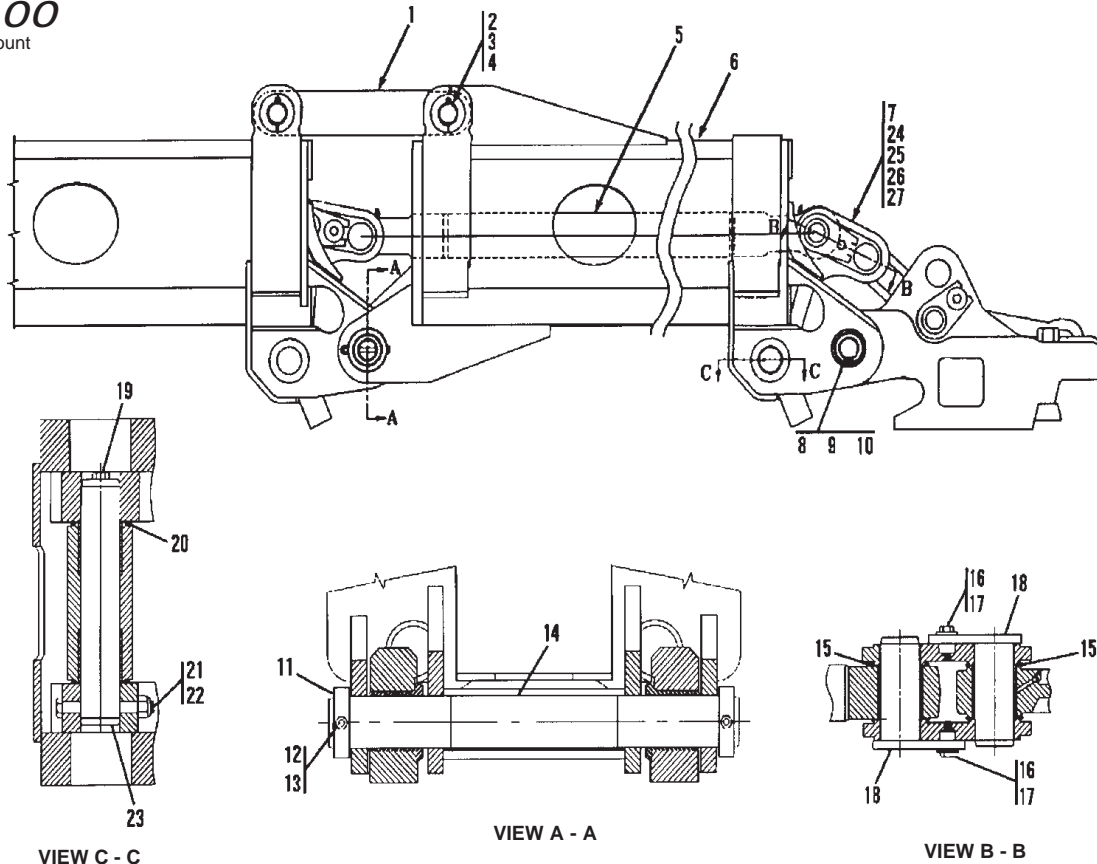
* - Changed part number on items 16 & 27.
EC 030198 - MF



Item	Part No.	Qty.	Description Of Part
	8065-5003	1	8 FT. BOOM EXTENSION ASSY, (includes all items)
1	8065-1097	1	LINK
2	8065-1141	4	PLATE
3	8065-1140	2	PIN
4	8863-1351	4	COTTER PIN, 1/4X2-1/2
5	8065-6019	1	PUSH ROD WELDMENT
6	8065-6018	1	8 FT. BOOM EXTENSION
7	8062-5003	1	CURVED LINK ASSY, (includes items 24 thru 28)
8	8062-1091	2	BUSHING
9	8362-1027	2	BACK-UP RING
10	8859-1112	2	O-RING
11	8065-1100	2	COLLAR
12	8348-1673	2	HEX HD CAPSCREW, 3/8-16X4-3/4
13	8852-1206	2	HEX LOCKNUT, 3/8-16
14	8065-1098	1	PIN
15	8362-3017	4	O-RING
16	8320-1047	2	HEX HD CAPSCREW, 1/2-13X1-3/4, GR8
17	8362-1283	2	SPECIAL WASHER
18	8092-6014	2	PIN WELDMENT
19	8320-1067	1	HEX HD CAPSCREW, 5/8-11X3/4, GR8
20	8362-3019	4	O-RING
21	8820-1327	1	HEX HD CAPSCREW, 5/8-11X6, GR5
22	8852-1210	1	HEX LOCKNUT, 5/8-11
23	8092-1074	1	PIN
24		1	CURVED LINK
25	8000-1191	2	BUSHING
26	8867-1008	2	LUBE FITTING, STRAIGHT, 1/4-28
27	8362-1257	2	PIN
28	7713-3125	2	EXPANDER PLUG

Item	Part No.	Qty.	Description Of Part
	8065-5004	1	12 FT. BOOM EXTENSION ASSY, (includes all items)
1	8065-1097	1	LINK
2	8065-1141	4	PLATE
3	8065-1140	2	PIN
4	8863-1351	4	COTTER PIN, 1/4X2-1/2
5	8065-6021	1	PUSH ROD WELDMENT
6	8065-6020	1	12 FT. BOOM EXTENSION
7	8062-5003	1	CURVED LINK ASSY, (includes items 24 thru 28)
8	8062-1091	2	BUSHING
9	8362-1027	2	BACK-UP RING
10	8859-1112	2	O-RING
11	8065-1100	2	COLLAR
12	8348-1673	2	HEX HD CAPSCREW, 3/8-16X4-3/4
13	8852-1206	2	HEX LOCKNUT, 3/8-16
14	8065-1098	1	PIN
15	8362-3017	4	O-RING
16	8320-1047	2	HEX HD CAPSCREW, 1/2-13X1-3/4, GR8
17	8362-1283	2	SPECIAL WASHER
18	8092-6014	2	PIN WELDMENT
19	8320-1067	1	HEX HD CAPSCREW, 5/8-11X3/4, GR8
20	8362-3019	4	O-RING
21	8820-1327	1	HEX HD CAPSCREW, 5/8-11X6, GR5
22	8852-1210	1	HEX LOCKNUT, 5/8-11
23	8092-1074	1	PIN
24		1	CURVED LINK
25	8000-1191	2	BUSHING
26	8867-1008	2	LUBE FITTING, STRAIGHT, 1/4-28
27	8362-1257	2	PIN
28	7713-3125	2	EXPANDER PLUG

* - Revised section 7 to accomodate new bucket assemblies.

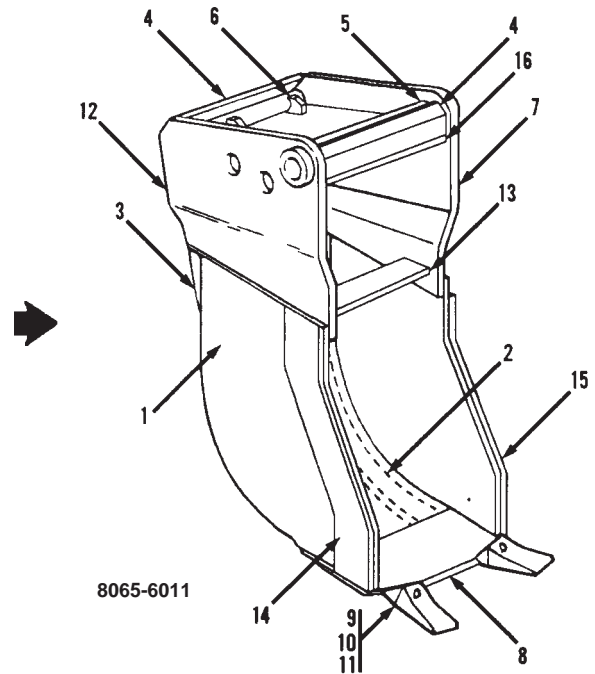


Item	Part No.	Qty.	Description Of Part
	8065-5015	1	8 FT. BOOM EXTENSION ASSY, (includes all items)
1	8065-1097	1	LINK
2	8065-1141	4	PLATE
3	8065-1140	2	PIN
4	8863-1351	4	COTTER PIN, 1/4X2-1/2
5	8065-6080	1	PUSH ROD WELDMENT
6	8065-6076	1	8 FT. BOOM EXTENSION
7	8062-5017	1	CURVED LINK ASSY, (includes items 24 thru 27)
8	8062-1091	2	BUSHING
9	8362-1027	2	BACK-UP RING
10	8859-1112	2	O-RING
11	8065-1100	2	COLLAR
12	8348-1673	2	HEX HD CAPSCREW, 3/8-16X4-3/4
13	8852-1206	2	HEX LOCKNUT, 3/8-16
14	8065-1098	1	PIN
15	8362-3017	4	O-RING
*16	8320-1129	2	HEX HD CAPSCREW, 1/2-13X1-1/4, GR8, (torque to 68-73 lb-ft)
17	8362-1283	2	SPECIAL WASHER
18	8092-6014	2	PIN WELDMENT
19	8320-1169	1	HEX HD CAPSCREW, 5/8-11X1, GR8
20	8362-3019	2	O-RING
21	8320-1156	1	HEX HD CAPSCREW, 5/8-11X7
22	8852-1310	1	HEX LOCKNUT, 5/8-11
23	8092-1074	1	PIN
24		1	CURVED LINK
25	8042-3042	2	BUSHING
26	8867-1008	2	LUBE FITTING, STRAIGHT, 1/4-28
*27	8042-1119	2	THREADED STUD

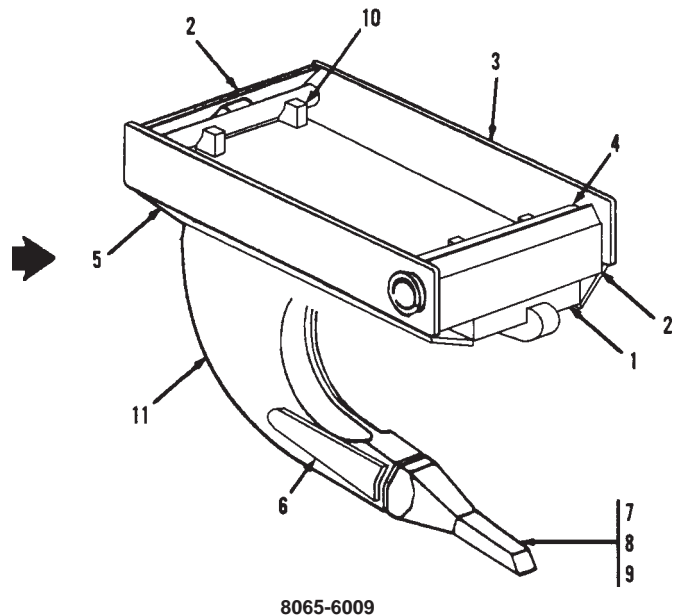
Item	Part No.	Qty.	Description Of Part
	8065-5016	1	12 FT. BOOM EXTENSION ASSY, (includes all items)
1	8065-1097	1	LINK
2	8065-1141	4	PLATE
3	8065-1140	2	PIN
4	8863-1351	4	COTTER PIN, 1/4X2-1/2
5	8065-6081	1	PUSH ROD WELDMENT
6	8065-6077	1	12 FT. BOOM EXTENSION
7	8062-5017	1	CURVED LINK ASSY, (includes items 24 thru 27)
8	8062-1091	2	BUSHING
9	8362-1027	2	BACK-UP RING
10	8859-1112	2	O-RING
11	8065-1100	2	COLLAR
12	8348-1673	2	HEX HD CAPSCREW, 3/8-16X4-3/4
13	8852-1206	2	HEX LOCKNUT, 3/8-16
14	8065-1098	1	PIN
15	8362-3017	4	O-RING
*16	8320-1129	2	HEX HD CAPSCREW, 1/2-13X1-1/4, GR8, (torque to 68-73 lb-ft)
17	8362-1283	2	SPECIAL WASHER
18	8092-6014	2	PIN WELDMENT
19	8320-1169	1	HEX HD CAPSCREW, 5/8-11X1, GR8
20	8362-3019	2	O-RING
21	8320-1156	1	HEX HD CAPSCREW, 5/8-11X7
22	8852-1310	1	HEX LOCKNUT, 5/8-11
23	8092-1074	1	PIN
24		1	CURVED LINK
25	8042-3042	2	BUSHING
26	8867-1008	2	LUBE FITTING, STRAIGHT, 1/4-28
*27	8042-1119	2	THREADED STUD

* - Changed part number on items 16 & 27.
EC 030198 - MF

Item	Part No.	Qty.	Description Of Part
	8065-6011	1	15" TRENCHING BUCKET, (includes all items)
1	8630-1005	2	SIDE PLATE
2	8630-1010	2	WEAR STRIP
3	8095-1245	1	BACK PLATE
4	8095-1252	2	PIN STIFFENER
5	8095-1181	2	PIN
6	8095-1057	4	PIN SUPPORT
7	8065-1164	1	CONNECTING PLATE, R.H.
8	8630-1004	1	CUTTING EDGE WELDMENT
9	8095-3002	2	TOOTH
10	8095-3003	2	LOCKING TOOTH
11	8095-3001	2	PIN LOCK ADAPTER
12	8065-1165	1	CONNECTING PLATE, L.H.
13	8095-1251	1	BAR
14	8630-1013	1	CUTTING EDGE, R.H.
15	8630-1014	1	CUTTING EDGE, L.H.
16	8065-1165	1	BASE PLATE



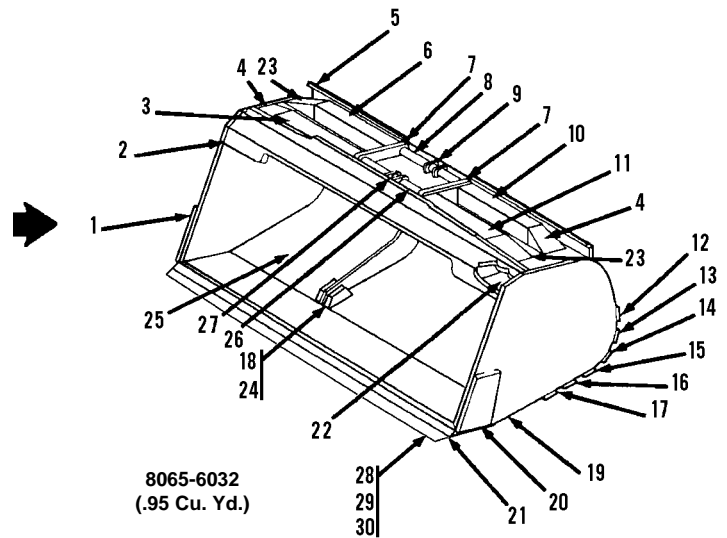
Item	Part No.	Qty.	Description Of Part
	8065-6009	1	SINGLE TOOTH RIPPER, (includes all items)
1	8065-1182	1	BASE PLATE
2	8095-1179	2	PIN STIFFENER
3	8065-1181	2	PIN SUPPORT PLATE
4	8095-1181	2	PIN
5	8065-1183	2	GUSSET
6	8095-1180	1	TOOTH GUSSET
7	8095-3005	1	TOOTH
8	8095-3004	1	TOOTH SHANK
9	8095-3006	1	TOOTH LOCK
10	8095-1057	4	INSIDE SUPPORT PLATE
11	8065-1180	1	RIPPER PLATE



* - Revised section 7 to accommodate new bucket assemblies.
PCN000366-TT

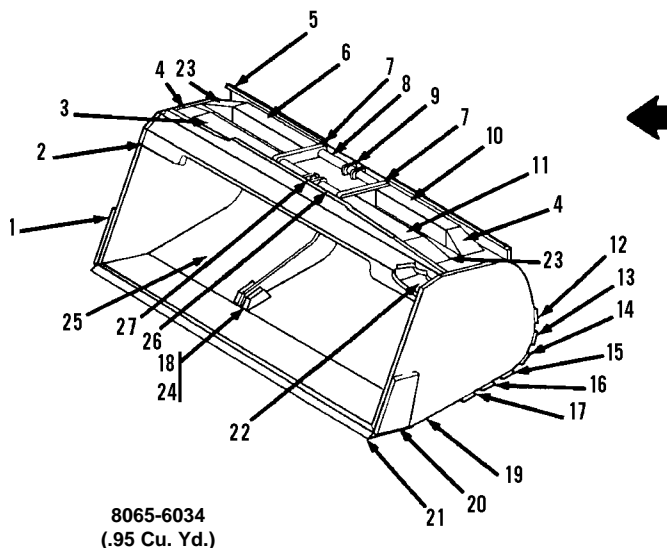
Item	Part No.	Qty.	Description Of Part
	8065-6032	1	60" DITCHING BUCKET W/BOLT-ON CUTTING EDGE, (includes all items)
1	2429-1026	1	CUTTING EDGE, L.H.
2	8065-1048	1	FRONT STIFFENER
3	8065-1044	1	BUCKET STIFFENER
4	8065-1026	2	CAP PLATE
5	8065-1049	1	REAR STIFFENER
6	8065-1047	1	BUCKET STIFFENER
*7	8065-1599	2	OUTER SUPPORT PLATE
8	8095-1101	1	PIN
9	8065-1029	2	INSIDE SUPPORT
10	8065-1046	1	BUCKET STIFFENER
11	8065-1045	1	BUCKET STIFFENER
12	8065-1052	1	WEAR STRIP
13	8345-1296	1	WEAR STRIP
14	8065-1051	1	WEAR STRIP
15	8095-1189	1	WEAR STRIP
16	8095-1191	1	WEAR STRIP
17	8065-1050	1	WEAR STRIP
18	8065-1073	2	WEAR PLATE
19	8065-1017	2	SIDE PLATE
20	2429-1027	1	CUTTING EDGE, R.H.
21	8065-1192	1	CUTTING EDGE
22	8095-1054	2	GUSSET
23	8065-1030	2	REAR ENDCAP
24	8065-1022	1	BUCKET STIFFENER
25	8065-1053	1	BOTTOM PLATE
26	8065-1054	1	PIN
27	8095-1057	2	INSIDE SUPPORT
28	8065-1191	1	CUTTING EDGE
*29	8345-3002	8	PLOW BOLT
30	8852-1312	8	HEX LOCKNUT, 3/4-10

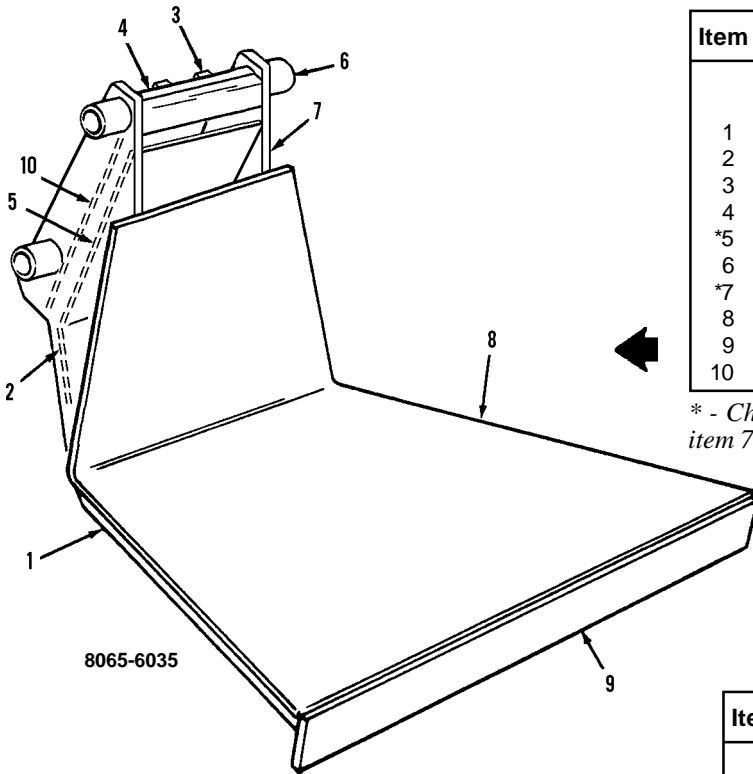
* - Changed part numbers on items 7 & 29.



Item	Part No.	Qty.	Description Of Part
	8065-6034	1	60" DITCHING BUCKET, SMALL RADIUS, (includes all items)
1	2429-1026	1	CUTTING EDGE, L.H.
2	8065-1048	1	FRONT STIFFENER
3	8065-1044	1	BUCKET STIFFENER
4	8065-1026	2	CAP PLATE
5	8065-1049	1	REAR STIFFENER
6	8065-1047	1	BUCKET STIFFENER
*7	8065-1599	2	OUTER SUPPORT PLATE
8	8095-1101	1	PIN
9	8065-1029	2	INSIDE SUPPORT
10	8065-1046	1	BUCKET STIFFENER
11	8065-1045	1	BUCKET STIFFENER
12	8065-1052	1	WEAR STRIP
13	8345-1296	1	WEAR STRIP
14	8065-1051	1	WEAR STRIP
15	8095-1189	1	WEAR STRIP
16	8095-1191	1	WEAR STRIP
17	8065-1050	1	WEAR STRIP
18	8065-1073	2	WEAR PLATE
19	8065-1200	2	SIDE PLATE
20	2429-1027	1	CUTTING EDGE, R.H.
21	8065-1043	1	CUTTING EDGE
22	8095-1054	2	GUSSET
23	8065-1030	2	REAR ENDCAP
24	8065-1199	1	BUCKET STIFFENER
25	8065-1201	1	BOTTOM PLATE
26	8065-1054	1	PIN
27	8095-1057	2	INSIDE SUPPORT

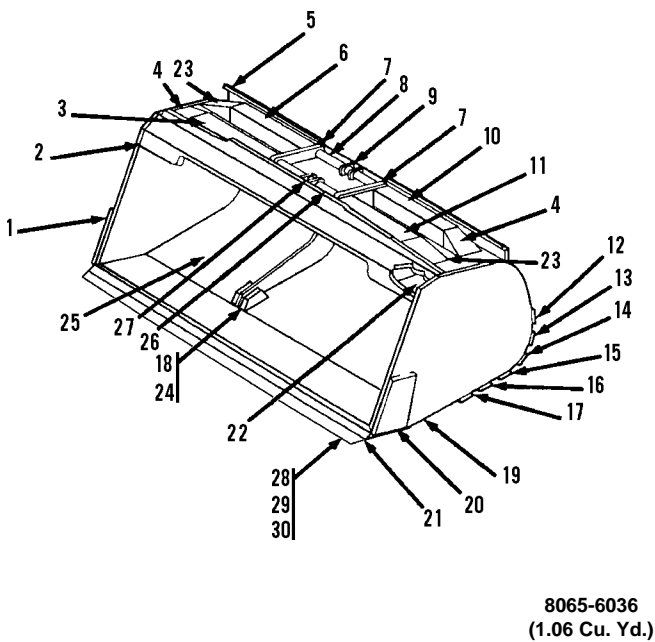
* - Changed part number on item 7.





Item	Part No.	Qty.	Description Of Part
	8065-6035	1	GUARDRAIL BACK SCRAPER, (includes all items)
1	8345-1221	2	OUTER RIB
2	8065-1204	1	BOTTOM PLATE
3	8095-1057	4	INSIDE SUPPORT
4	8095-1252	2	PIN STIFFENER
*5	8065-1205	1	BACKPLATE
6	8095-1181	2	PIN
*7	8065-1202	2	INNER RIB
8	8065-1203	1	COVER PLATE
9	8345-1222	1	CUTTING EDGE
10	8065-1135	1	BASEPLATE

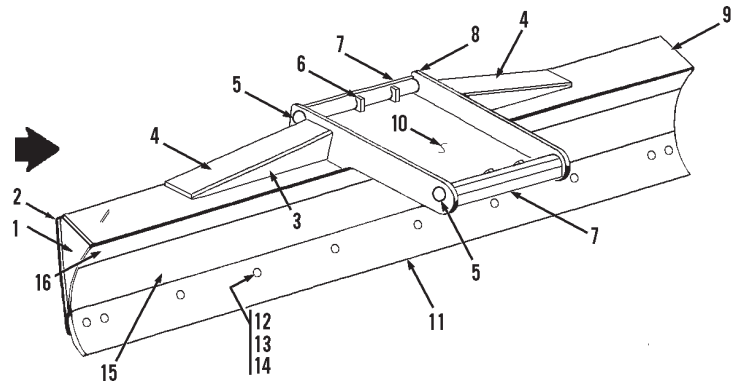
* - Changed part number on item 5; changed quantity on item 7.



Item	Part No.	Qty.	Description Of Part
	8065-6036	1	66" DITCHING BUCKET, (includes all items)
1	2429-1026	1	CUTTING EDGE, L.H.
2	8065-1063	1	FRONT STIFFENER
3	8065-1058	1	BUCKET STIFFENER
4	8065-1026	2	CAP PLATE
5	8065-1064	1	REAR STIFFENER
6	8065-1061	1	BUCKET STIFFENER
*7	8065-1599	2	OUTER SUPPORT PLATE
8	8095-1053	1	PIN
9	8065-1029	2	INSIDE SUPPORT
10	8065-1060	1	BUCKET STIFFENER
11	8065-1059	1	BUCKET STIFFENER
12	8095-1190	1	WEAR STRIP
*13	8065-1062	1	WEAR STRIP
14	8065-1050	1	WEAR STRIP
15	8095-1050	1	WEAR STRIP
16	8095-1137	1	WEAR STRIP
17	8065-1024	1	WEAR STRIP
18	8065-1073	2	WEAR PLATE
19	8065-1017	2	SIDE PLATE
20	2429-1027	1	CUTTING EDGE, R.H.
21	8065-1206	1	CUTTING EDGE
22	8095-1054	2	GUSSET
23	8065-1030	2	REAR END CAP
24	8065-1022	1	BUCKET STIFFENER
25	8065-1055	1	BOTTOM PLATE
*26	8065-1057	1	PIN
27	8095-1057	2	INSIDE SUPPORT
28	8065-1207	1	CUTTING EDGE
*29	8065-3012	8	PLOWBOLT
30	8852-1312	8	HEX LOCKNUT, 3/4-10

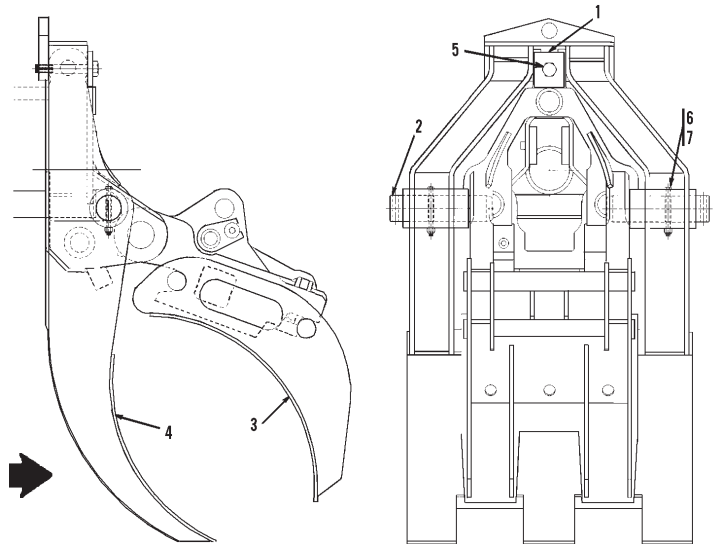
* - Changed part numbers on items 7, 13, 26 & 29.

Item	Part No.	Qty.	Description Of Part
	8065-6024	1	8' GRADING BLADE, (includes all items)
1	2413-1037	4	STIFFENER
2	8095-1238	1	BACK PLATE
	8095-1239	1	BACK PLATE
3	8095-1237	2	GUSSET
4	8095-1235	1	FORMED GUSSET
	8095-1236	1	FORMED GUSSET
5	8095-1181	2	PIN
6	8095-1057	4	INSIDE SUPPORT
7	8095-1252	2	PIN STIFFENER
8	8065-1134	2	SIDE PLATE
9	8095-1240	2	TOP PLATE
10	8065-1135	1	BASE PLATE
11	2413-1047	1	CUTTING EDGE
12	8842-1038	10	PLOW BOLT, 5/8X2"
13	8855-1015	10	LOCKWASHER, 5/8
14	8850-1010	10	HEX NUT, 5/8-11
15	2413-1039	1	MOLD BOARD
16	8095-1242	1	INSIDE FRONT PLATE
17	8095-1241	1	INSIDE REAR PLATE, (not shown)



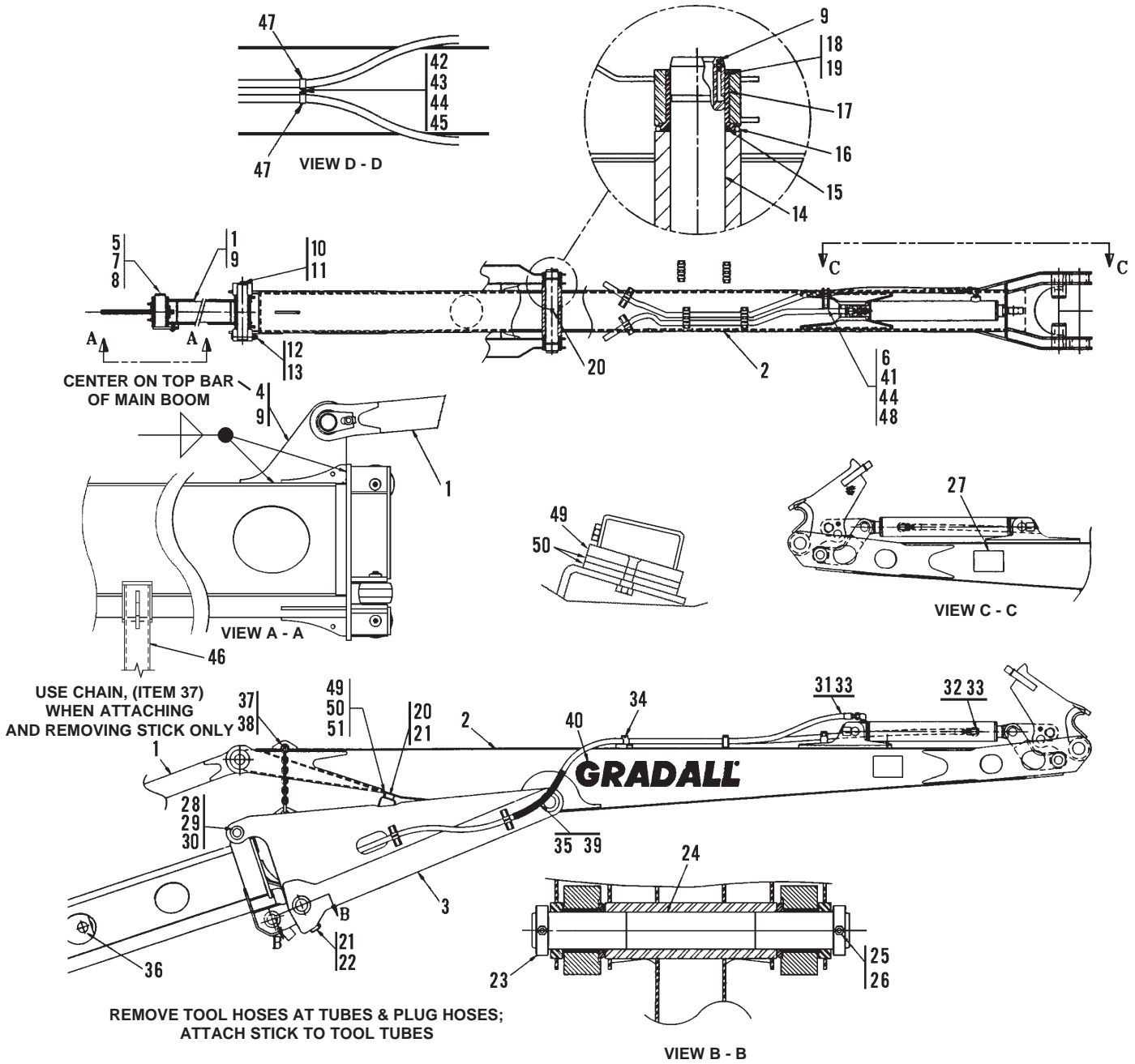
8065-6024

Item	Part No.	Qty.	Description Of Part
	8065-5007	1	GRAPPLE ASSEMBLY, (includes all items)
1	8065-1151	1	BAR
2	8065-1162	2	PIN
3	8065-6026	1	GRAPPLE PIVOTING ARM
4	8065-6027	1	GRAPPLE STATIONARY ARM
5	8320-1041	1	HEX HD CAPSCREW, 1-1/8-7X7-1/2, GR8
6	8820-1318	2	HEX HD CAPSCREW, 1/2-13X6, GR5
7	8852-1308	2	HEX LOCKNUT, 1/2-13



8065-5007

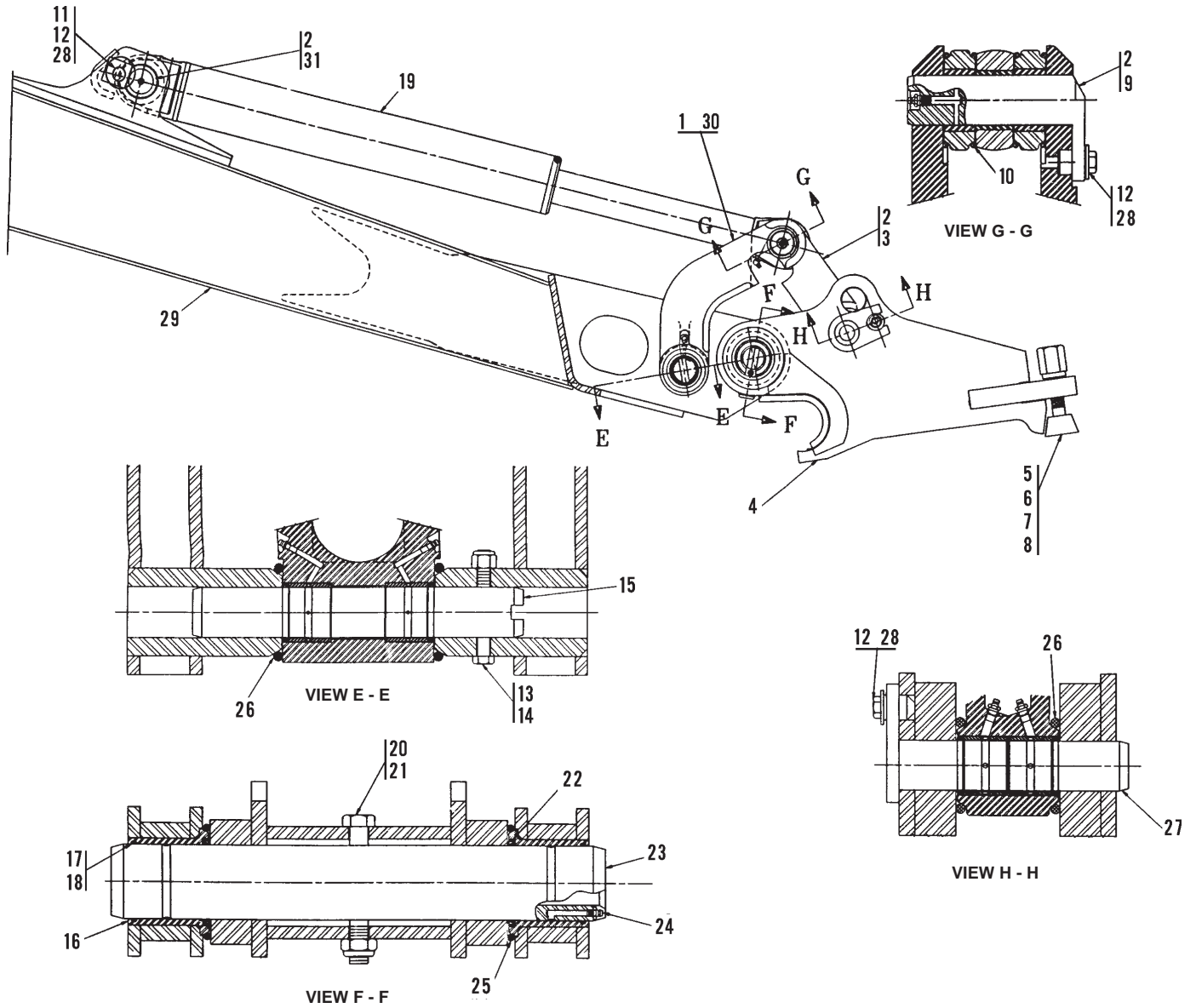
* - Revised section 7 to accomodate new bucket assemblies.
PCN 000366-TT



Item	Part No.	Qty.	Description Of Part	Item	Part No.	Qty.	Description Of Part
	8065-5010	1	TELESTICK ASSEMBLY, (includes all items on pages UP7-15 & UP7-16)	27	8360-1011	2	DANGER DECAL
1	8065-6038	1	FIXED LINK	28	8065-1213	1	PIN
2	8065-6039	1	TELESTICK WELDMENT	29	8856-1019	2	FLAT WASHER, 2"
3	8065-6041	1	STICK ADAPTER WELDMENT	30	8863-1351	2	COTTER PIN, 14X2-1/2
4	8095-6016	1	LUG WELDMENT	31	8471-8488	1	HOSE ASSY
5	8092-6012	1	PIN WELDMENT	32	8471-8487	1	HOSE ASSY
6	8325-1289	1	CLAMP SET	33	8866-2332	2	ELBOW, 90 DEGREES, (includes o-ring)
7	8320-1047	1	HEX HD CAPSCREW, 1/2-13X1-3/4, GR8		8859-1510	2	O-RING
8	8362-1283	1	SPECIAL WASHER	34	9020-5792	10	CUSHION CLAMP, 1-1/4
9	8867-1008	5	LUBE FITTING, STRAIGHT, 1/8	35	9002-7187	4	TY-RAP
10	8092-1074	1	PIN	36	8471-4002	2	PIPE PLUG, 3/4
11	8320-1169	1	HEX HD CAPSCREW, 5/8-11X1, GR8	37	8068-3051	1	CHAIN
12	8820-1327	1	HEX HD CAPSCREW, 5/8-11X6, GR5	38	8562-1030	2	SHACKLE
13	8852-1210	1	HEX LOCKNUT, 5/8-11	39	8395-3053	2	SLEEVE
14	8362-1235	1	SHAFT	40	8095-3037	2	GRADALL DECAL
15	8362-1035	2	LIP SEAL	41	8325-1291	1	COVER PLATE
16	8362-3019	2	O-RING	42	8820-1036	1	HEX HD CAPSCREW, 3/8-16X1-1/4, GR5
17	8362-1245	2	BUSHING	43	8850-1006	1	HEX NUT, 3/8-16
18	8859-1112	2	O-RING	44	8855-1011	3	LOCKWASHER, 3/8
19	8362-1027	2	BACK-UP RING	45	8856-1004	2	FLAT WASHER, 3/8
20	8820-1335	1	HEX HD CAPSCREW, 3/4-10X6, GR5	46	8068-5033	1	BOOM REST ASSY, (see note below)
21	8094-3005	2	CRADLE STOP	47	2460-1710	2	SUPPORT CLAMP
22	8820-1065	4	HEX HD CAPSCREW, 1/2-13X1, GR5	48	8820-1042	2	HEX HD CAPSCREW, 3/8-16X2-3/4
23	8065-1100	2	COLLAR	49	8065-6071	1	STOP TOP PLATE
24	8065-1517	1	PIN	50	8065-1447	2	STOP PLATE SHIM
25	8348-1673	2	HEX HD CAPSCREW, 3/8-16X4-3/4	51	8824-1053	4	SOCKET FLAT HEAD CAPSCREW, 3/8-16X1-1/2
26	8852-1206	2	HEX LOCKNUT, 3/8-16				

***NOTE: ITEM #46, BOOM REST ASSY, INCLUDES ONE TELESTICK BOOM REST WELDMENT, GRADALL PART NUMBER 8068-6055 AND ONE R/H MIRROR POST WELDMENT, 8068-6227.**

* - Changed part number of boom rest weldment in note.

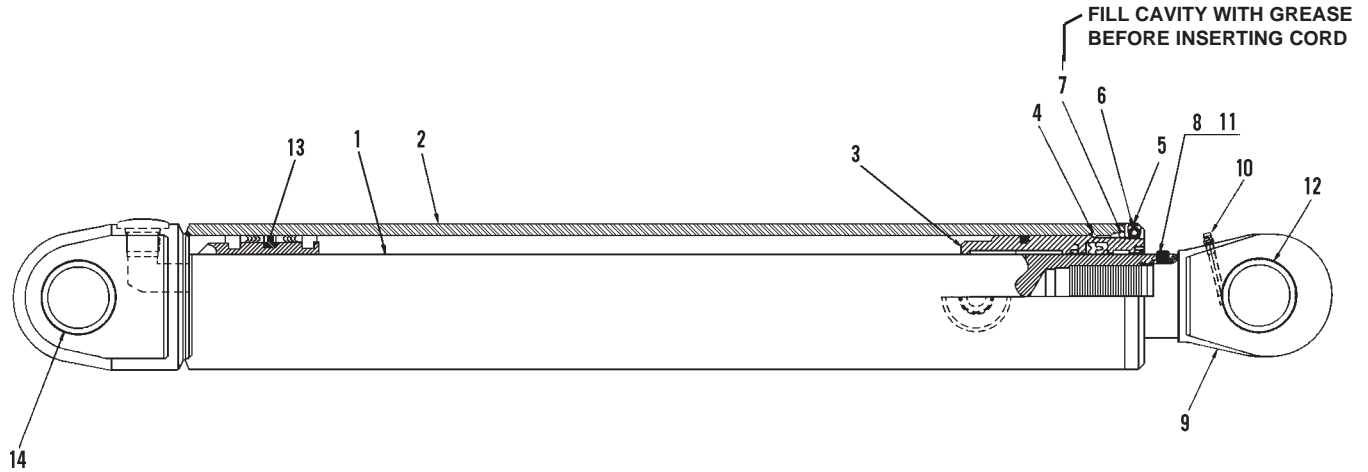


(SEE ALSO PAGE UP7-15)

Item	Part No.	Qty.	Description Of Part	Item	Part No.	Qty.	Description Of Part
	8065-5010	1	TELESTICK ASSEMBLY, (includes all items on pages UP7-15 & UP7-16)	17	8859-1112	2	O-RING
1	8362-5073	1	CURVED LINK ASSY	18	8362-1027	2	BACK-UP RING
2	8867-1001	5	LUBE FITTING, STRAIGHT, 1/8	19		Ref	TOOL CYLINDER, (see page UP7-17 for details)
3	8362-5072	1	STRAIGHT LINK ASSY	20	8320-1118	1	HEX HD CAPSCREW, 3/4-10X5-1/2, GR8
4	7732-6038	1	BUCKET ARM WELDMENT	21	8852-1312	1	HEX LOCKNUT, 3/4-10
5	7712-6027	2	WEDGE BLOCK WELDMENT	22	8362-1035	2	LIP SEAL
6	8092-1174	2	HIGH NUT	23	8362-1235	1	SHAFT
*7	9002-7475	2	HARDENED WASHER	24	8867-1008	2	LUBE FITTING, STRAIGHT, 1/4
8	8855-1018	2	LOCKWASHER, 1"	25	8362-3019	2	O-RING
9	8362-6032	1	PIN WELDMENT	26	8362-3017	4	O-RING
10	8362-3018	4	O-RING	27	8362-6031	1	PIN WELDMENT
*11	8820-1067	1	HEX HD CAPSCREW, 1/2-13X1-1/2	*28	8320-1129	2	HEX HD CAPSCREW, 1/2-13X1-1/4, GR8, (torque to 68-73 ft-lb)
*12	8362-1283	3	SPECIAL WASHER	29	8065-6039	1	STICK WELDMENT
13	8320-1119	1	HEX HD CAPSCREW, 1/2-13X4-1/4, GR8	30	8867-1008	2	LUBE FITTING, STRAIGHT, 1/8
14	8852-1308	1	HEX LOCKNUT, 1/2-13	31	8662-1012	1	PIN
15	8362-1238	1	PIN	32	8362-1283	3	SPECIAL WASHER
16	8362-1245	2	BUSHING				

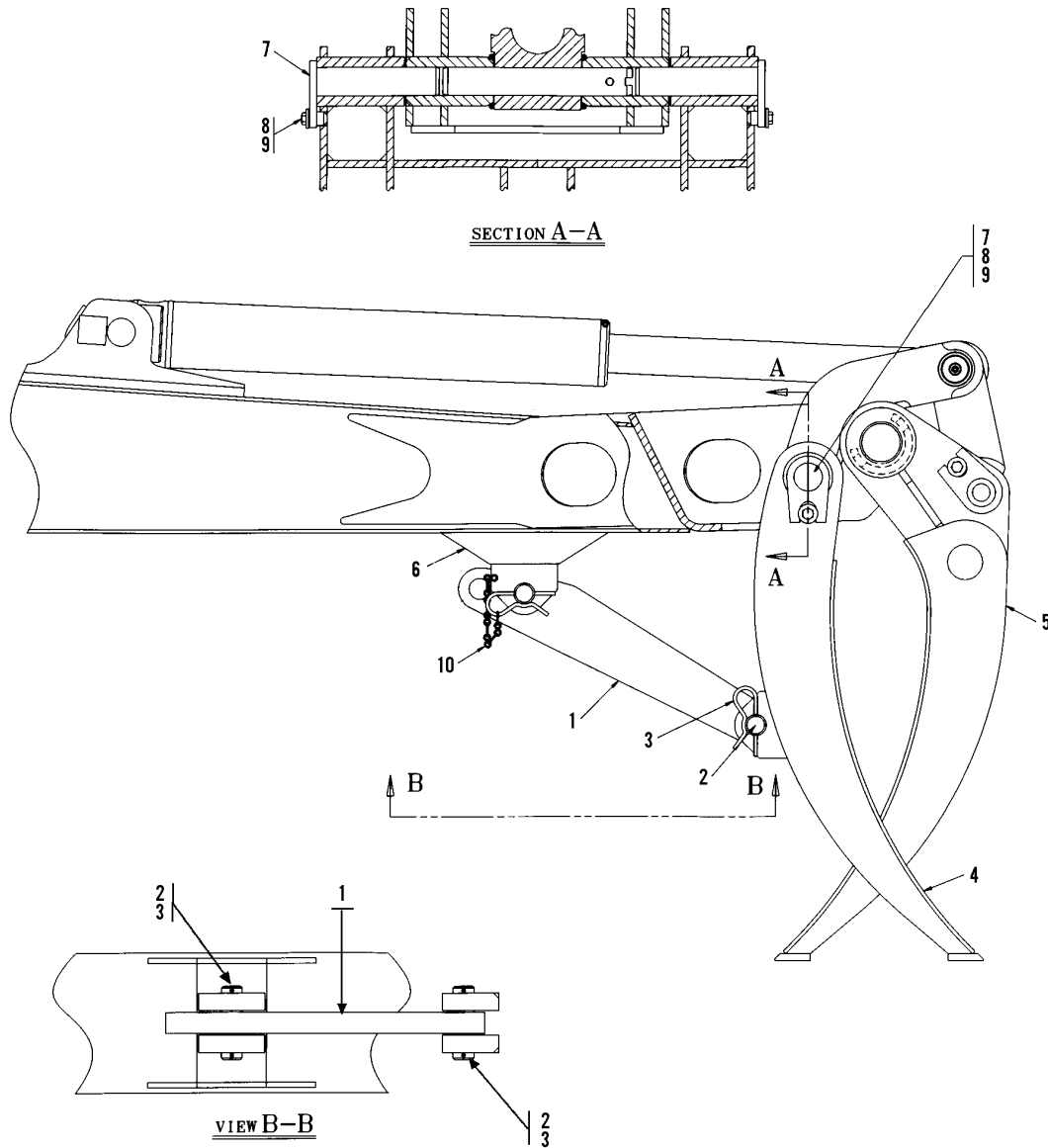
(SEE ALSO PAGE UP7-15)

* - Revised illustration; changed part number on items 7, 11 & 28; removed items 33 & 34; changed quantity on item 12.



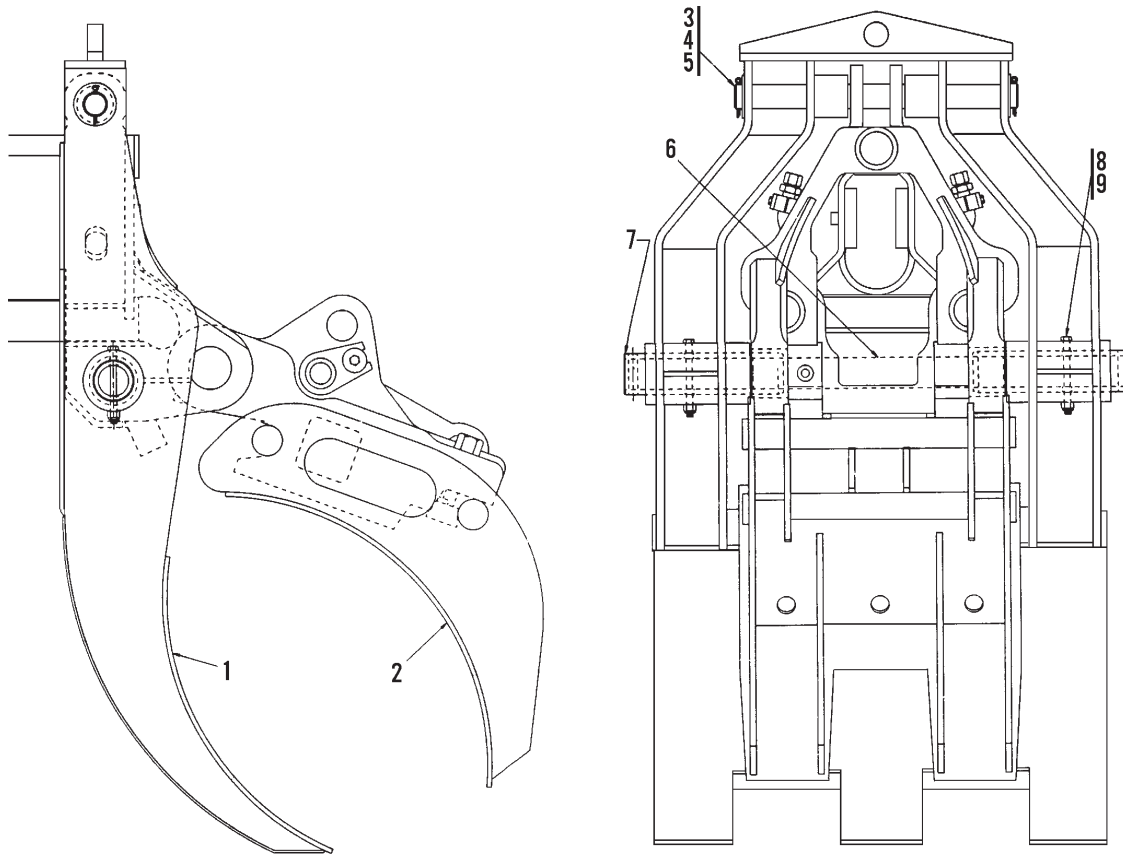
Item	Part No.	Qty.	Description Of Part
	8000-5052	1	TOOL CYLINDER ASSEMBLY, (includes all items)
1	8000-5053	1	PISTON ROD ASSEMBLY
2	8000-6024	1	CYLINDER TUBE WELDMENT
3	8000-1632	1	CYLINDER HEAD
4	8000-3065	1	RETAINING RING
5	8000-1201	1	CYLINDER HEAD RETAINER
6	8821-1042	1	SOCKET HEAD CAPSCREW, 1/4-20X1
7	8000-3152	13"	NEOPRENE CORD
8	8822-1386	2	HEX SOCKET SET SCREW, (HALF DOG POINT), 3/8-16X1/2
9	8000-1101	1	RODEYE
10	8867-1008	1	LUBE FITTING, STRAIGHT, 1/4-28
11	8883-1017	2	CAP PLUG, #12-X
12	8362-1244	1	BUSHING
13	8422-1006	1	BUSHING
14	8000-3528	1	TOOL CYLINDER REPACK KIT, (includes the following items)
	8000-3373	1	PISTON PACKING
	8000-3003	1	ROD BEARING
	8000-3257	1	STATIC SEAL
	8000-3041	1	BUFFER SEAL
	8000-3083	1	ROD SEAL
	8342-1012	1	ROD WIPER

* - Revised section 7 to accomodate new bucket assemblies.
PCN 000366-TT



Item	Part No.	Qty.	Description Of Part
	8065-5008	Ref	TELESTICK GRAPPLE ASSEMBLY, (includes all items)
1	8065-1346	1	GRAPPLE LINK
2	8065-1347	2	LINK PIN
3	8065-3005	4	HAIRPIN CLIP
*4	8065-6050	1	FIXED ARM
5	8065-6051	1	PIVOTING ARM
6	8065-6052	1	LUG BRACKET
7	8065-6053	2	GRAPPLE PIN
8	8320-1123	2	HEX HD CAPSCREW, 1/2-13X1, GR8
9	8362-1283	2	SPECIAL WASHER
10	9103-3038	2	CHAIN

* - Changed part number on item 4.
 LK

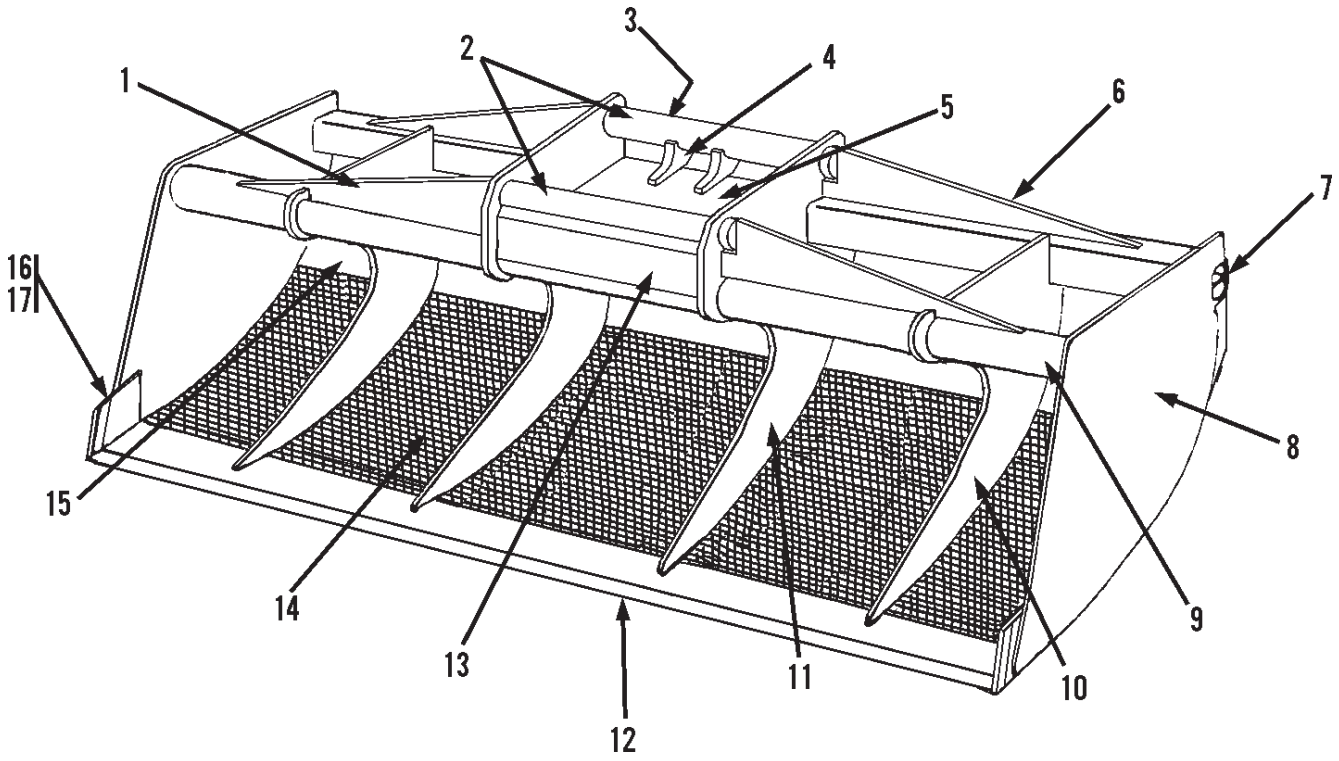


INSTALLATION PROCEDURE:

1. REMOVE THRU BOLT & NUT FROM STANDARD BENT LINK PIVOT PIN.
2. DRIVE STANDARD BENT LINK PIVOT PIN PART WAY OUT AND START LONG BENT LINK PIVOT PIN, (ITEM 6), INTO HOLE.
3. DRIVE IN LONG BENT LINK PIN AND INSTALL BOLT AND NUT. (NOTE: LONG PIN CAN BE LEFT IN WHEN GRAPPLE IS REMOVED)
4. INSTALL PIVOTING ARM, (ITEM 2), ON BUCKET ADAPTER.
5. POSITION END OF BOOM THROUGH STATIONARY ARM, (ITEM 1), AND ALIGN LOWER BORES.
6. INSTALL HOLLOW PINS, (ITEM 7), INTO LOWER BORES AND OVER ENDS OF LONG BENT LINK PIVOT PIN AND INSTALL HARDWARE, (ITEMS 8 & 9).
7. INSTALL TOP PIN AND HARDWARE, (ITEMS 3, 4 & 5).

Item	Part No.	Qty.	Description Of Part
	8065-5017	Ref	GRAPPLE ASSEMBLY, (includes all items)
1	8065-6085	1	GRAPPLE STATIONARY ARM
2	8065-6026	1	GRAPPLE PIVOTING ARM
3	8065-1479	1	PIN
4	8863-1351	2	COTTER PIN, 1/4X2-1/2
5	8065-1141	2	PLATE
6	8065-1510	1	LONG BENT LINK PIN
7	8065-1478	2	HOLLOW PIN
8	8820-1318	2	HEX HD CAPSCREW, 1/2-13X6, GR5
9	8852-1308	2	HEX LOCKNUT, 1/2-13

* - Revised section 7 to accomodate new bucket assemblies.



Item	Part No.	Qty.	Description Of Part
	8065-6013	1	72" DREDGING BUCKET, (includes all items)
1	8065-1546	2	FRONT GUSSET
2	8095-1181	2	ROUND BAR
3	8065-1168	7	RUNNER STRIP, (located on the back of the bucket), (not shown)
4	8095-1057	4	INSIDE SUPPORT
5	8065-1178	1	PLATE
6	8065-1547	2	BACK GUSSET
7	8065-1320	1	REAR STIFFENER
8	8065-1179	2	SIDE PLATE
9	8065-1321	1	CROSS TUBE
10	8065-1166	2	RIB
11	8065-1167	2	RIB
12	8065-1324	1	BOTTOM CUTTING EDGE
13	8065-1545	1	STIFFENER
14	8065-1318	1	WIRE MESH BOTTOM
15	8065-1319	1	BACKPLATE
16	2440-1006	1	R.H. SIDE CUTTER
17	2440-1007	1	L.H. SIDE CUTTER

SECTION 1 — INTRODUCTION

Table of Contents UN1-1
 Alphabetical Index UN1-4
 Service Kits UN1-10
 Parts Index UN1-11

SECTION 2 — UNDERCARRIAGE ASSEMBLY

Air Cleaner Assembly UN2-1
 Battery Box, Batteries & Cables UN2-2
 Exhaust System UN2-3
 Fuel Tank & Lines UN2-4
 Clutch Release Mechanism UN2-5
 Frame Assembly UN2-6
 Tail & Marker Lights UN2-7
 Head & Marker Lights UN2-8
 Radiator & Hoses UN2-9
 R.H.Fender & Mirrors UN2-10
 L.H. Fender UN2-11
 Rear Fender Assembly UN2-12
 Deck & Cover UN2-13
 Engine Side Panels UN2-14
 Engine Sound Proofing Panels UN2-15
 Decals UN2-16

SECTION 3 — DRIVE LINE COMPONENTS

Engine Left Side View UN3-1
 Engine Right Side View UN3-2
 Clutch Assembly UN3-3
 Clutch Release Bearing UN3-4
 Transmission Shift Control Assembly UN3-5
 Slave Control UN3-6
 Clutch Housing UN3-7
 Shift Bar Housing UN3-8
 Reverse Idler & Drive Gear UN3-9
 Mainshaft & Countershaft Gears UN3-10
 Auxiliary Mainshaft UN3-11
 Auxiliary Case Assembly UN3-12

* - Removed mirror from l.h. fender page listing.

Range Cylinder	UN3-13
Auxiliary Countershaft & Auxiliary Drive Gear	UN3-14
Slave Valve Assembly	UN3-15
Master Shift Valve Assembly	UN3-16
Service Kits	UN3-17
Propeller Shaft	UN3-18
Power Take-off Assembly	UN3-19
Power Take-off Housing	UN3-20
Power Take-off Gears & Shafts	UN3-21
Power Take-off Air Shift	UN3-22
Power Take-off Drive Motor	UN3-23
Remote Control Travel Hydraulic Circuit	UN3-24
Transfer Case Assembly	UN3-25
Input Shaft & Gear Assembly	UN3-26
Intermediate Shaft & Gear Assembly	UN3-27
Front Output Shaft Assembly	UN3-28
Rear Output Shaft & Gear Assembly	UN3-29
Front Declutch Shift Mechanism	UN3-30

SECTION 4 — FRONT AXLE ASSEMBLY

Front Axle Assembly (6 x 4 Undercarriage)	UN4-1
Steering Components (6 x 4 Undercarriage)	UN4-2
Front Service Brakes (6 x 4 Undercarriage)	UN4-3
Front Disc Wheels & Rims (6 x 4 Undercarriage)	UN4-4
Front Spring Assembly (6 x 4 or 6 x 6 Undercarriage)	UN4-5
Front Axle Assembly (6 x 6 Undercarriage)	UN4-6
Front Axle Housing (6 x 6 Undercarriage)	UN4-7
Front Axle Differential (6 x 6 Undercarriage)	UN4-8
Steering Components (6 x 6 Undercarriage)	UN4-9
Front Service Brakes (6 x 6 Undercarriage)	UN4-10
Front Disc Wheels & Rims (6 x 6 Undercarriage)	UN4-11
Stabilizer Cylinder Assembly	UN4-12
Stabilizer Cylinder Hydraulic Circuit	UN4-13
Stabilizer Valve Assembly	UN4-14

SECTION 5 — REAR TANDEM AXLE ASSEMBLY

Rear Tandem Axle Assembly UN5-1
 Axle Housings UN5-2
 Forward Rear Differential Assembly UN5-3
 Rear Rear Differential Assembly UN5-4
 Rear Service Brake UN5-5
 Rear Disc Wheels & Rims UN5-6
 Equalizer Beams UN5-7

SECTION 6 — AIR SYSTEM

Air Brake System UN6-1, UN 6-2
 Air System Components UN6-1 thru UN6-9

SECTION 7 — CAB & RELATED COMPONENTS

Cab Assembly UN7-1
 Cab Door Assembly UN7-2
 Cab Acoustical Liners UN7-3
 Cab Seat UN7-4
 Instrument Panel UN7-5
 Accessory Panel UN7-6
 Horn & Miscellaneous UN7-7
 Windshield Washer & Wiper UN7-8
 Mirrors & Grabrails UN7-9
 Accelerator Pedal & Linkage UN7-10
 Heater & Defroster UN7-11

SECTION 8 — STEERING & RELATED COMPONENTS

Steering Column Assembly UN8-1
 Steering Drive Shaft UN8-2
 Steering Gear Assembly UN8-3
 Steering Gear Hydraulic Circuit UN8-4
 Power Steering Pump UN8-5
 Power Steering Pump Reservoir Assembly UN8-6
 Remote Steering Hydraulic Circuit UN8-7
 Remote Steering Hydraulic Cylinder Assembly UN8-8
 Steering Valve Assembly UN8-9
 Steering Drag Link Assembly UN8-10

Accelerator Treadle Valve	UN6-8
Accessory Panel	UN7-6
Accessory Panel Electrical Components	UN7-6
Accessory Panel Wiring Harness	UN7-6
Acoustical Liners	UN7-3
Adapters	UN6-3
Air Chamber Assembly	UN6-4
Air Cleaner	UN2-1
Air Cleaner Element	UN2-1
Air Cleaner Restriction Indicator	UN2-1
Air Compressor	UN3-1
Air Manifold	UN6-2
Air Pressure Gauge	UN6-1
Air Reservoir	UN6-6
Air System	UN6-1
Air System Components	UN6-2 thru UN6-9
Air Tanks	UN6-6
Air Valves	UN6-9
Alternator	UN3-2
Automatic Drain Valves	UN6-4
Battery	UN2-2
Battery Box	UN2-2
Battery Cables	UN2-2
Boom Rest	UN2-6
Brake Shoe Assembly	UN4-3, UN4-10, UN5-5
Breather	UN5-2
Bumper	UN2-6
Cab	UN7-1
Cab Acoustical Liners	UN7-3
Cab Door	UN7-2
Check Valve	UN6-6
Circuit Breakers	UN3-2, UN7-6

Clearance Lights	UN2-7, UN2-8
Clutch Assembly	UN3-3
Clutch Release Bearing	UN3-4
Clutch Release Mechanism	UN2-5
Dash Panel	UN7-5
Dash Panel Wiring Harness	UN7-5
Decals	UN2-16
Deck & Cover	UN2-13
Digging Brake Valve	UN6-4
Defroster	UN7-11
Directional Signal Flasher	UN7-5
Display Light	UN2-12
Dome Light	UN7-1
Door	UN7-2
Dash Panel	UN7-2
Door Cover Panel	UN7-2
Door Handle w/Latch	UN7-2
Door Latch	UN7-2
Door Strap	UN7-2
Double Check Valve	UN6-5, UN6-7, UN6-8
Drain Valve	UN3-2
Drive Belt	UN3-1
Dual Air Pressure System	UN2-3
Engine Left Side View	UN3-1
Engine Mount	UN3-1
Engine Right Side View	UN3-2
Engine Side Panels	UN2-14
Engine Sound Proofing Panels	UN2-15
Engine Throttle Control	UN7-10
Engine Wiring Harness	UN3-2
Exhaust Pipe	UN2-3
Exhaust System	UN2-3

Fan	UN3-1
Fan Shroud	UN2-9
Fenders	UN2-10, UN2-11, UN2-12
Foot Dimmer Switch	UN7-7
Foot Pedal Valve	UN6-8
Frame	UN2-6
Front Axle Assembly	UN4-1, UN4-6
Front Axle Differential	UN4-8
Front Axle Housing	UN4-7
Front Axle Spring	UN4-5
Front Axle Steering Components	UN4-2, UN4-9
Front Bumper	UN2-6
Front Disc Wheel & Rim	UN4-4, UN4-11
Fuel Filter	UN3-1
Fuel Gauge	UN7-5
Fuel Level Sender	UN2-4
Fuel Strainer	UN3-1
Fuel Tank & Cap	UN2-4
Governor	UN6-1, UN6-2
Grab Rails	UN7-9
Ground Cables	UN2-2, UN3-2
Hazard Flasher Switch	UN2-2, UN3-2
Head Lights	UN2-8
Head Light Switch	UN7-5
Heater	UN7-11
Heater Control Cable	UN7-11
Heater Control Valve	UN7-11
Horn	UN7-7
Horn Button	UN8-1
Horn Relay	UN7-6
Hourmeter	UN7-5

Identification Bar Light	UN2-12
Ignition Switch w/Key	UN7-5
Inside Cab Door Panel	UN7-2
Instrument Panel	UN7-5
Interaxle Differential Lockout Air Valve	UN6-4
Inversion Valve	UN6-5
License Display Light	UN2-12
Low Pressure Indicator	UN7-6
Manifold Assembly	UN6-2
Marker Lights	UN2-7, UN2-8
Mirror	UN2-10, UN7-9
Mirror Post	UN2-10
Mud Flap	UN2-16
Muffler	UN2-3
Negative Battery Cable	UN2-2, UN2-3
Oil Filter	UN3-2
Oil Pressure Gauge	UN7-5
Oil Pressure Sender	UN3-2, UN7-5
Parking Brake Valve	UN6-2
Positive Battery Cable	UN2-2, UN3-2
Power Steering Pump	UN8-5
Power Steering Pump Reservoir	UN8-6
Pressure Switch	UN6-9
Propellar Shaft	UN3-18

Radiator & Hoses	UN2-9
Rear Axle	UN5-1
Rear Axle Differential	UN5-3, UN5-4
Rear Axle Housing	UN5-2
Rear Spoke Wheel & Rim	UN5-6
Rear View Mirrors	UN2-10, UN7-9
Relay Valves	UN6-7
Remote Steering Hydraulic Circuit	UN8-7
Remote Steering Hydraulic Cylinder	UN8-8
Safety Valve, (Air Tank)	UN6-6
Seat	UN7-4
Seat Belt	UN7-4
Solenoid Relay	UN3-2
Sound Proofing Panels	UN2-15
Speedometer	UN7-5
Speedometer Cable	UN3-12
Spring Brake Valve	UN6-2, UN7-6
Starting Motor	UN3-2
Stabilizer Cylinder	UN4-12
Stabilizer Cylinder Hydraulic Circuit	UN4-13
Stabilizer Valve	UN4-14
Steering Arm	UN4-2
Steering Column	UN8-1
Steering Cylinder	UN8-8
Steering Drag Link	UN8-10
Steering & Drive Shaft	UN8-2
Steering Gear	UN8-3
Steering Gear Hydraulic Circuit	UN8-4
Steering Gear Remote Hydraulic Circuit	UN8-7
Steering Knuckles & Shafts	UN4-2, UN4-9
Steering Valve	UN8-9
Steering Wheel	UN8-1
Stop Light	UN2-12
Stop Light Switch	UN6-2
Swing Adapter	UN2-6

Tachometer	UN7-5
Tail Light	UN2-7
Temperature Sender	UN3-2, UN7-5
Transfer Case Assembly	UN3-25
Transfer Case Front Declutch Shift Mechanism	UN3-30
Transfer Case Front Output Shaft Assembly	UN3-28
Transfer Case Input Shaft & Gear Assembly	UN3-26
Transfer Case Intermediate Shaft & Gear Assembly	UN3-27
Transfer Case Rear Output Shaft & Gear Assembly	UN3-29
Transmission Assembly	UN3-6
Transmission Auxiliary Case Assembly	UN3-12
Transmission Clutch Housing	UN3-12
Transmission Clutch Release Bearing	UN3-4
Transmission Auxiliary Countershaft & Auxiliary Drive Gear	UN3-14
Transmission Reverse Idler & Drive Gear	UN3-9
Transmission Auxiliary Mainshaft	UN3-11
Transmission Mainshaft & Countershaft Gears	UN3-10
Transmission Master Shift Valve	UN3-16
Transmission Range Cylinder	UN3-13
Transmission Service Kits	UN3-17
Transmission Shift Control	UN3-5
Transmission Shift Bar Housing	UN3-8
Transmission Slave Control	UN3-6
Transmission Slave Valve Assembly	UN3-15
Travel Alarms	UN2-12, UN7-7
Turn Signal Lights	UN2-7
Voltmeter	UN7-5
Water Temperature Gauge	UN7-5
Water Temperature Sender	UN3-2, UN7-5
Windshield Washer Bottle & Pump	UN7-8
Windshield Washer Nozzle	UN7-8
Windshield Wiper Assembly	UN7-8
Wiring Harness	UN2-7, UN3-2, UN7-5, UN7-6

<u>DESCRIPTION</u>	<u>PART NUMBER</u>	<u>PAGE NUMBER</u>
ENGINE FILTER KIT	8068-4137	UN3-2
TRANSMISSION SHIFT HOUSING KIT	8698-4546	UN3-5
RANGE CYLINDER PISTON KIT	8098-4379	UN3-13
SLEEVE KIT	8098-4389	UN3-14
FILTER REPAIR KIT	8098-4395	UN3-15
SHIFT VALVE REPAIR KIT	8098-4402	UN3-16
DRIVE SHAFT UNIVERSAL JOINT KIT	8068-4138	UN3-18
PTO MOUNTING STUD KIT	8098-4263	UN3-19
PUMP OUTPUT GASKET & SEAL KIT	8098-4235	UN3-20
AIR SHIFT GASKET & SEAL KIT	8098-4236	UN3-20
OVERHAUL KIT	8098-4237	UN3-20
BEARING & SPACER KIT	8098-4238	UN3-20
AIR SHIFTER KIT	8098-4254	UN3-22
PTO SEAL KIT	8098-4202	UN3-23
STEERING KNUCKLE PIN KIT	8368-4376	UN4-2
PINION BEARING SPACER KIT	8368-4999	UN4-8
DIFFERENTIAL CASE TO GEAR BOLT KIT	8368-7001	UN4-8
STABILIZER CYLINDER SEAL KIT	7736-4079	UN4-12
STABILIZER VALVE CARTRIDGE VALVE KIT	7736-4340	UN4-14
FORWARD REAR DIFFERENTIAL PINION BEARING SPACER KIT	8698-4065	UN5-3
FORWARD REAR DIFFERENTIAL SNAP RING KIT	8698-4097	UN5-3
FORWARD DIFFERENTIAL KIT	7738-4634	UN5-3
REAR REAR DIFFERENTIAL SHIM SPACER KIT	7738-4633	UN5-4
REAR REAR DIFFERENTIAL KIT	7738-4634	UN5-4
REAR WHEEL BEARING KIT	8368-3355	UN5-6
AIR DRYER CARTRIDGE KIT	8608-4001	UN6-4
SEAT BELT KIT	8668-3173	UN7-4
GUAGE LIGHTING KIT	9103-3360	UN7-5
WASHER NOZZLE KIT	8368-3103	UN7-8
ELECTRIC WIPER KIT	8395-3036	UN7-8
SLAVE PIVOT KIT	8395-3048	UN7-8
STEERING GEAR SEAL KIT	7738-4774	UN8-3
STEERING GEAR POPPET ADJUSTING KIT	8096-3746	UN8-3
POWER STEERING PUMP SEAL KIT	8367-4034	UN8-5
POWER STEERING PUMP CARTRIDGE KIT	8368-4531	UN8-5
POWER STEERING PUMP VANE KIT	8368-7044	UN8-5
REMOTE STEERING HYDRAULIC CYLINDER GLAND SERVICE KIT	8098-4071	UN8-8
CYLINDER PACKING KIT	8098-4105	UN8-8
STEERING VALVE AIR PILOT VALVE SEAL KIT	8098-4092	UN8-9
STEERING VALVE CROSS RELIEF VALVE KIT	8098-4095	UN8-9
STEERING VALVE FOUR-WAY SEAL KIT	8098-4097	UN8-9

Part Number	Page	Part Number	Page	Part Number	Page
1200-1234	UN3-2	7714-3015	UN2-7, UN2-9,	7738-1522	UN7-2
2460-1563	UN2-12, UN3-26, UN2-10, UN2-11, UN2-12,		7738-1530	UN2-1
.....	UN5-7 UN6-1, UN6-4, UN7-1,		7738-1588	UN4-5
2460-1587	UN2-8, UN7-5 UN7-4		7738-3056	UN7-11
2460-1589	UN2-8	7716-3064	UN7-2	7738-3072	UN8-2
2460-1710	UN3-3	7716-3104	UN7-2	7738-3118	UN8-2, UN8-4
2486-1167	UN7-1	7716-3105	UN7-5, UN7-11	7738-3154	UN2-1
2486-1170	UN6-1	7716-3231	UN6-7	7738-3187	UN6-2
7702-300	UN2-16	7716-3238	UN7-5	7738-3198	UN8-2
7702-3003	UN2-16	7716-3239	UN7-5	7738-3201	UN3-3
7702-3004	UN2-16	7717-3014	UN2-1	7738-3202	UN3-3
7702-3007	UN2-16	7720-3003	UN5-6	7738-3203	UN3-3
7702-3008	UN2-16	7720-3029	UN2-16	7738-3246	UN2-10, UN2-11
7710-3051	UN3-2	7720-4028	UN4-8	7738-3258	UN7-2
7710-4332	UN5-3	7720-4061	UN4-8	7738-3314	UN2-16, UN5-6
7710-4333	UN5-3	7721-1033	UN3-3	7738-3377	UN3-3
7710-4365	UN4-9	7722-6005	UN2-7	7738-3385	UN2-3
7710-4444	UN4-11, UN5-3	7722-6008	UN2-7	7738-3446	UN2-14, UN7-2
7710-4445	UN4-11, UN5-3	7722-6014	UN2-2	7738-3465	UN7-5
7713-3089	UN8-4, UN8-7,	7724-1003	UN8-4	7738-3467	UN7-5
.....	UN8-9	7733-3027	UN2-16	7738-3470	UN7-5
7713-3146	UN8-4	7733-3307	UN2-16	7738-3540	UN3-2
7713-3198	UN4-13	7736-3052	UN4-12	7738-3551	UN6-9
7713-3201	UN8-7	7736-3068	UN3-3	7738-3567	UN2-2
7713-3226	UN8-4	7736-3130	UN4-14	7738-3575	UN7-2
7713-4202	UN8-7, UN8-9	7736-4079	UN4-12	7738-3580	UN4-1, UN4-6
7714-3003	UN2-7, UN2-10,	7736-4080	UN4-12	7738-3604	UN7-5
..... UN2-11, UN2-12, UN2-14,		7736-4081	UN4-12	7738-3615	UN2-3
..... UN3-2, UN6-1, UN7-1,		7736-4082	UN4-12	7738-3635	UN5-6
..... UN7-4, UN7-11		7736-4083	UN4-12	7738-3636	UN5-6
7714-3004	UN2-2, UN2-3,	7736-4084	UN4-12	7738-3651	UN4-5, UN4-6
..... UN2-4, UN2-10, UN2-11,		7736-4086	UN4-12	7738-3654	UN4-5
..... UN2-12, UN2-14, UN3-2,		7736-4087	UN4-12	7738-3655	UN4-5
..... UN6-1, UN6-3, UN6-5,		7736-4088	UN4-12	7738-3668	UN2-9
..... UN6-8		7736-4089	UN4-12	7738-3675	UN2-16
7714-3006	UN2-2, UN2-3,	7736-4091	UN4-12	7738-3696	UN7-5
..... UN2-7, UN2-8, UN2-10,		7736-4093	UN4-12	7738-3697	UN8-3
..... UN2-11, UN2-12, UN2-14,		7736-4094	UN4-12	7738-3709	UN7-5
..... UN3-2, UN6-1, UN6-3,		7736-4095	UN4-12	7738-3741	UN7-5
..... UN6-5, UN6-7, UN6-8,		7736-4096	UN4-12	7738-3742	UN6-1, UN7-5
..... UN7-1, UN7-4, UN7-9,		7736-4158	UN4-14	7738-3744	UN7-5
..... UN8-6		7736-4159	UN4-14	7738-3746	UN8-3
7714-3013	UN2-9, UN2-12,	7736-4160	UN4-14	7738-3752	UN3-3, UN7-5
..... UN2-16, UN6-1, UN6-5,		7736-4161	UN4-14	7738-3763	UN7-5
..... UN7-7		7736-4162	UN4-14	7738-3764	UN7-5
7714-3014	UN2-2, UN2-5,	7736-4163	UN4-14	7738-3790	UN2-1, UN2-3
..... UN2-6, UN2-10, UN3-6,		7736-4164	UN4-14	7738-3791	UN2-1
..... UN7-9		7736-4340	UN4-14	7738-3792	UN2-1

Part Number	Page	Part Number	Page	Part Number	Page
7738-3819	UN2-4	7738-4696	UN8-3	8068-1181	UN3-19
7738-392	UN2-7	7738-4697	UN8-3	8068-1211	UN2-13
7738-4016	UN5-2	7738-4698	UN8-3	8068-3003	UN7-9
7738-4018	UN4-8	7738-4699	UN8-3	8068-3008	UN2-9
7738-4022	UN8-5	7738-4700	UN8-3	8068-3009	UN2-9
7738-4275	UN8-3	7738-4701	UN8-3	8068-3010	UN2-9
7738-4277	UN8-3	7738-4702	UN8-3	8068-3011	UN2-9
7738-4278	UN8-3	7738-4703	UN8-3	8068-3012	UN2-9
7738-4279	UN8-3	7738-4704	UN8-3	8068-3013	UN2-4
7738-4282	UN8-3	7738-4706	UN8-3	8068-3031	UN2-12, UN3-19
7738-4283	UN8-3	7738-4707	UN8-3	8068-3048	UN3-6
7738-4285	UN8-3	7738-4708	UN8-3	8068-3052	UN5-1
7738-4289	UN8-3	7738-4709	UN8-3	8068-3054	UN5-7
7738-4446	UN5-5	7738-4710	UN8-3	8068-3055	UN4-4
7738-4447	UN5-5	7738-4711	UN8-3	8068-3056	UN4-4
7738-4521	UN8-3	7738-4712	UN8-3	8068-3069	UN3-6
7738-4633	UN5-4	7738-4713	UN8-3	8068-3070	UN3-19
7738-4634	UN5-3, UN5-4	7738-4714	UN8-3	8068-3071	UN2-3
7738-4641	UN5-4	7738-4715	UN8-3	8068-3072	UN8-6
7738-4642	UN5-3, UN5-4	7738-4716	UN8-3	8068-3075	UN3-19
7738-4647	UN5-3, UN5-4	7738-4741	UN5-3, UN5-4	8068-3076	UN3-19
7738-4648	UN5-3, UN5-4	7738-4742	UN5-3, UN5-4	8068-3078	UN7-5
7738-4670	UN8-3	7738-4743	UN5-3, UN5-4	8068-3080	UN5-6
7738-4671	UN8-3	7738-4744	UN5-3, UN5-4	8068-3084	UN3-2
7738-4672	UN8-3	7738-4745	UN5-3, UN5-4	8068-3085	UN2-9
7738-4673	UN8-3	7738-4760	UN8-10	8068-3087	UN2-9
7738-4674	UN8-3	7738-4774	UN8-3	8068-3088	UN2-9
7738-4675	UN8-3	7738-4790	UN6-4	8068-3091	UN7-5
7738-4676	UN8-3	7738-5218	UN2-7, UN2-12	8068-3092	UN2-16
7738-4677	UN8-3	7738-5219	UN2-7, UN2-12	8068-3103	UN2-15
7738-4678	UN8-3	7738-6084	UN7-2	8068-3108	UN5-1
7738-4679	UN8-3	7738-6109	UN4-5	8068-3109	UN3-3
7738-4680	UN8-3	8023-4020	UN3-24	8068-3117	UN6-1
7738-4681	UN8-3	8068-1037	UN2-10, UN7-1	8068-3121	UN3-3
7738-4682	UN8-3	8068-1038	UN2-9	8068-3124	UN3-2
7738-4683	UN8-3	8068-1039	UN2-9	8068-3126	UN6-1, UN6-4
7738-4684	UN8-3	8068-1040	UN2-9	8068-3127	UN2-16
7738-4685	UN8-3	8068-1041	UN2-9	8068-3145	UN4-6
7738-4686	UN8-3	8068-1045	UN4-1	8068-3146	UN4-6
7738-4687	UN8-3	8068-1105	UN2-9	8068-3147	UN3-26
7738-4688	UN8-3	8068-1134	UN2-13	8068-3148	UN3-19
7738-4689	UN8-3	8068-1145	UN2-9	8068-3149	UN7-5
7738-4690	UN8-3	8068-1147	UN6-1	8068-4001	UN6-4
7738-4691	UN8-3	8068-1158	UN2-3	8068-4020	UN4-7
7738-4692	UN8-3	8068-1160	UN2-5	8068-4021	UN4-7
7738-4693	UN8-3	8068-1161	UN3-3	8068-4022	UN4-7
7738-4694	UN8-3	8068-1169	UN7-11	8068-4023	UN4-7
7738-4695	UN8-3	8068-1171	UN4-13	8068-4024	UN4-7

Part Number	Page	Part Number	Page	Part Number	Page
8068-4026	UN4-8	8068-4076	UN4-10	8068-4140	UN5-2
8068-4028	UN4-8	8068-4077	UN4-10	8068-4141	UN5-2
8068-4029	UN4-8	8068-4078	UN4-10	8068-4142	UN5-2
8068-4030	UN4-8	8068-4079	UN4-10	8068-4143	UN5-2
8068-4033	UN4-8	8068-4080	UN4-10	8068-4144	UN5-3
8068-4034	UN4-8	8068-4081	UN4-10	8068-4145	UN5-3
8068-4035	UN4-8	8068-4082	UN4-10	8068-4146	UN5-3
8068-4036	UN4-8	8068-4083	UN4-10	8068-4147	UN5-3
8068-4037	UN4-8	8068-4084	UN4-10	8068-4148	UN5-3
8068-4038	UN4-8	8068-4085	UN4-10	8068-4149	UN5-3
8068-4039	UN4-8	8068-4086	UN4-10	8068-4150	UN5-3
8068-4040	UN4-8, UN5-3, UN5-4	8068-4087	UN4-10	8068-4151	UN5-3
8068-4041	UN4-8	8068-4088	UN4-10	8068-4152	UN5-3
8068-4042	UN4-8	8068-4089	UN4-10	8068-4153	UN5-3
8068-4043	UN4-8	8068-4092	UN4-11	8068-4154	UN5-3
8068-4044	UN4-8	8068-4093	UN4-11, UN5-3	8068-4155	UN5-3
8068-4045	UN4-8	8068-4095	UN4-11	8068-4156	UN5-3
8068-4046	UN4-8	8068-4096	UN4-11	8068-4157	UN5-4
8068-4047	UN4-8	8068-4097	UN4-11	8068-4158	UN5-4
8068-4048	UN4-8	8068-4098	UN4-11	8068-4159	UN5-4
8068-4049	UN4-9	8068-4099	UN4-11	8068-4160	UN5-4
8068-4050	UN4-9	8068-4100	UN4-9	8068-4161	UN5-4
8068-4051	UN4-9	8068-4101	UN4-8	8068-4162	UN5-4
8068-4052	UN4-9	8068-4102	UN4-8	8068-4163	UN5-4
8068-4053	UN4-9	8068-4103	UN4-8	8068-4164	UN5-5
8068-4054	UN4-9	8068-4104	UN4-8	8068-4165	UN5-5
8068-4055	UN4-9	8068-4105	UN4-8	8068-4166	UN5-5
8068-4056	UN4-9	8068-4106	UN4-8	8068-4167	UN5-5
8068-4057	UN4-9	8068-4107	UN4-11	8068-4168	UN5-5
8068-4058	UN4-9	8068-4108	UN4-11	8068-4169	UN5-5
8068-4059	UN4-9	8068-4109	UN3-2	8068-4170	UN5-5
8068-4060	UN4-9	8068-4110	UN3-2	8068-4172	UN5-5
8068-4061	UN4-9	8068-4111	UN8-6	8068-4173	UN5-5
8068-4062	UN4-9	8068-4112	UN8-6	8068-4174	UN5-5
8068-4063	UN4-9	8068-4113	UN8-6	8068-5008	UN8-9
8068-4064	UN4-9	8068-4114	UN8-6	8068-5037	UN5-1
8068-4065	UN4-9	8068-4115	UN8-6	8068-5038	UN5-1
8068-4066	UN4-9	8068-4116	UN8-6	8068-5055	UN3-2, UN3-3
8068-4067	UN4-9	8068-4117	UN3-26, UN8-6	8068-5060	UN5-1
8068-4068	UN4-10	8068-4118	UN3-31, UN8-6	8068-5061	UN5-1
8068-4069	UN4-10	8068-4119	UN8-6	8068-5074	UN4-6
8068-4070	UN4-10	8068-4121	UN5-3	8068-5075	UN4-6
8068-4071	UN4-10	8068-4134	UN5-7	8068-6005	UN2-7, UN2-12
8068-4072	UN4-10	8068-4135	UN5-7	8068-6006	UN2-6
8068-4073	UN4-10	8068-4136	UN5-7	8068-6007	UN7-9
8068-4074	UN4-10	8068-4137	UN3-3	8068-6008	UN2-14
8068-4075	UN4-10	8068-4138	UN3-19	8068-6009	UN2-14
		8068-4139	UN5-2	8068-6010	UN2-1, UN2-14

Part Number	Page	Part Number	Page	Part Number	Page
8068-6034	UN2-10, UN7-1	8098-3024	UN7-3	8098-4101	UN3-7, UN3-9
8068-6036	UN2-6	8098-3035	UN6-1	8098-4102	UN3-7
8068-6037	UN3-19	8098-3037	UN6-9	8098-4105	UN8-8
8068-6041	UN3-2	8098-3038	UN6-3	8098-4108	UN5-2
8068-6042	UN3-2	8098-3039	UN8-9	8098-4109	UN4-7, UN4-11, UN5-2
8068-6043	UN3-2	8098-3049	UN2-2, UN3-3	8098-4113	UN5-3, UN5-4
8068-6045	UN3-2	8098-3050	UN2-2	8098-4116	UN5-4
8068-6046	UN2-14	8098-3051	UN2-3	8098-4121	UN4-9
8068-6047	UN2-5	8098-3054	UN5-7	8098-4128	UN4-9
8068-6050	UN2-12	8098-3056	UN2-2	8098-4169	UN5-2
8068-6052	UN2-5	8098-3105	UN3-20	8098-4172	UN5-3
8068-6053	UN2-5	8098-3119	UN3-7	8098-4174	UN5-3
8068-6059	UN2-6	8098-3125	UN7-5	8098-4175	UN5-3
8068-6060	UN3-26	8098-3126	UN3-19	8098-4176	UN5-3
8068-6061	UN3-26	8098-3135	UN3-24	8098-4177	UN5-3
8068-6062	UN3-2	8098-3136	UN3-3	8098-4178	UN5-3
8068-6069	UN2-13	8098-3137	UN2-7	8098-4179	UN5-3
8090-3009	UN2-16	8098-3138	UN7-6	8098-4180	UN5-3
8090-3010	UN2-16	8098-3139	UN7-5	8098-4182	UN5-3
8091-6006	UN2-6	8098-3140	UN2-8	8098-4183	UN4-8, UN5-3, UN5-4
8093-1051	UN3-25	8098-3141	UN3-25	8098-4184	UN5-3, UN5-4
8093-3066	UN3-25	8098-3142	UN3-25	8098-4185	UN5-3
8093-4015	UN3-24	8098-3144	UN2-9	8098-4189	UN5-4
8093-4082	UN3-24	8098-3145	UN7-6	8098-4190	UN5-4
8093-4093	UN8-9	8098-4018	UN5-3	8098-4191	UN5-4
8096-3200	UN2-6	8098-4020	UN5-3, UN5-4	8098-4192	UN5-4
8096-3294	UN6-9	8098-4021	UN5-3	8098-4197	UN5-5
8096-4185	UN4-8	8098-4023	UN5-3	8098-4202	UN3-24
8096-6022	UN2-14	8098-4046	UN5-4	8098-4203	UN3-24
8097-3025	UN2-10, UN2-12, UN6-1, UN6-4	8098-4071	UN8-8	8098-4204	UN3-24
8097-3041	UN2-2	8098-4072	UN8-8	8098-4205	UN3-24
8098-1057	UN7-1	8098-4073	UN8-8	8098-4206	UN3-24
8098-1077	UN2-10	8098-4074	UN8-8	8098-4207	UN3-24
8098-1252	UN3-2, UN7-10	8098-4075	UN8-8	8098-4208	UN3-24
8098-1254	UN7-6	8098-4076	UN8-8	8098-4209	UN3-24
8098-1256	UN7-6	8098-4077	UN8-8	8098-4212	UN3-21
8098-3-18	UN7-3	8098-4079	UN8-8	8098-4213	UN3-21, UN3-22
8098-3006	UN8-7	8098-4080	UN8-8	8098-4214	UN3-21, UN3-22
8098-3007	UN8-7	8098-4084	UN8-8	8098-4215	UN3-21, UN3-22
8098-3008	UN8-8	8098-4090	UN8-8	8098-4216	UN3-21
8098-3012	UN3-4	8098-4091	UN8-9	8098-4217	UN3-21
8098-3017	UN7-3	8098-4092	UN8-9	8098-4218	UN3-21
8098-3019	UN7-3	8098-4093	UN8-7	8098-4219	UN3-21
8098-3020	UN7-3	8098-4094	UN8-9	8098-4220	UN3-21
8098-3021	UN7-3	8098-4095	UN8-9	8098-4221	UN3-21
8098-3022	UN7-3	8098-4096	UN8-9	8098-4222	UN3-21
8098-3023	UN7-3	8098-4097	UN8-9		
		8098-4100	UN3-5		

Part Number	Page	Part Number	Page	Part Number	Page
8098-4223	UN3-21	8098-4272	UN3-8	8098-4320	UN3-11
8098-4224	UN3-21	8098-4273	UN3-8	8098-4321	UN3-11
8098-4225	UN3-21	8098-4274	UN3-8	8098-4322	UN3-11
8098-4226	UN3-21	8098-4275	UN3-8	8098-4323	UN3-11
8098-4227	UN3-21	8098-4276	UN3-8	8098-4324	UN3-11
8098-4228	UN3-21	8098-4277	UN3-8	8098-4325	UN3-11
8098-4229	UN3-21	8098-4278	UN3-8	8098-4326	UN3-11
8098-4230	UN3-21	8098-4279	UN3-8	8098-4327	UN3-11
8098-4231	UN3-21	8098-4280	UN3-8	8098-4328	UN3-11
8098-4232	UN3-21	8098-4281	UN3-8	8098-4329	UN3-11
8098-4233	UN3-21	8098-4282	UN3-8	8098-4330	UN3-11
8098-4234	UN3-21	8098-4283	UN3-9	8098-4331	UN3-11
8098-4235	UN3-21	8098-4284	UN3-9	8098-4332	UN3-11, UN3-18
8098-4236	UN3-21	8098-4285	UN3-9	8098-4333	UN3-12
8098-4237	UN3-21	8098-4286	UN3-9	8098-4334	UN3-12
8098-4238	UN3-21	8098-4287	UN3-9	8098-4335	UN3-12
8098-4239	UN3-23	8098-4288	UN3-9	8098-4336	UN3-12
8098-4240	UN3-23	8098-4289	UN3-9	8098-4337	UN3-12
8098-4241	UN3-23	8098-4290	UN3-9	8098-4338	UN3-12
8098-4242	UN3-23	8098-4291	UN3-9	8098-4339	UN3-12
8098-4243	UN3-23	8098-4292	UN3-9	8098-4340	UN3-12
8098-4244	UN3-23	8098-4293	UN3-9	8098-4341	UN3-12
8098-4245	UN3-23	8098-4294	UN3-9	8098-4342	UN3-12
8098-4246	UN3-23	8098-4295	UN3-9	8098-4343	UN3-12
8098-4247	UN3-23	8098-4296	UN3-9	8098-4344	UN3-12
8098-4248	UN3-23	8098-4297	UN3-9, UN3-18	8098-4345	UN3-12
8098-4249	UN3-23	8098-4298	UN3-9	8098-4346	UN3-12
8098-4250	UN3-23	8098-4299	UN3-9	8098-4347	UN3-12
8098-4251	UN3-23	8098-4300	UN3-9	8098-4348	UN3-12
8098-4252	UN3-23	8098-4301	UN3-9	8098-4349	UN3-12
8098-4253	UN3-23	8098-4302	UN3-9	8098-4350	UN3-12
8098-4254	UN3-23	8098-4303	UN3-9	8098-4351	UN3-12
8098-4256	UN3-22	8098-4304	UN3-9	8098-4352	UN3-13
8098-4257	UN3-22	8098-4305	UN3-9	8098-4353	UN3-13
8098-4258	UN3-22	8098-4306	UN3-9	8098-4354	UN3-13
8098-4259	UN3-22	8098-4307	UN3-10	8098-4355	UN3-13
8098-4260	UN3-22	8098-4308	UN3-10	8098-4356	UN3-13
8098-4261	UN3-22	8098-4309	UN3-10	8098-4357	UN3-13
8098-4262	UN3-22	8098-4310	UN3-10	8098-4358	UN3-13, UN3-18
8098-4263	UN3-20	8098-4311	UN3-10	8098-4359	UN3-13
8098-4264	UN3-20	8098-4312	UN3-10	8098-4360	UN3-13
8098-4265	UN3-8	8098-4313	UN3-10	8098-4361	UN3-13
8098-4266	UN3-8	8098-4314	UN3-11	8098-4362	UN3-13
8098-4267	UN3-8	8098-4315	UN3-11	8098-4363	UN3-13
8098-4268	UN3-8	8098-4316	UN3-11	8098-4364	UN3-13
8098-4269	UN3-8	8098-4317	UN3-11	8098-4365	UN3-13, UN3-18
8098-4270	UN3-8	8098-4318	UN3-11	8098-4366	UN3-14
8098-4271	UN3-8	8098-4319	UN3-11	8098-4367	UN3-14

Part Number	Page	Part Number	Page	Part Number	Page
8098-4368	UN3-14	8307-1319	UN3-9	8307-4609	UN3-7
8098-4369	UN3-14	8307-1337	UN3-9	8307-4638	UN2-4
8098-4370	UN3-14	8307-1409	UN5-6	8307-4639	UN5-6
8098-4371	UN3-14	8307-1417	UN5-5	8307-4642	UN4-4
8098-4372	UN3-14	8307-1500	UN4-4	8307-4643	UN4-4
8098-4373	UN3-14	8307-1503	UN4-7, UN5-2	8308-1090	UN4-9
8098-4375	UN3-14	8307-1557	UN8-1	8308-1170	UN5-4
8098-4376	UN3-14	8307-1559	UN8-1	8308-1182	UN4-7, UN4-8, UN4-10, UN4-11, UN5-2, UN5-3, UN5-4
8098-4377	UN3-14	8307-1572	UN5-6	8308-1272	UN5-6
8098-4378	UN3-14	8307-1585	UN4-1	8309-1157	UN3-7
8098-4379	UN3-14, UN3-18	8307-1586	UN4-1	8309-1159	UN3-7
8098-4381	UN3-14	8307-1587	UN4-1	8309-1160	UN3-7
8098-4382	UN3-15	8307-1688	UN5-5	8309-1186	UN5-6
8098-4383	UN3-15	8307-1693	UN5-5	8309-1277	UN5-3
8098-4384	UN3-15	8307-1793	UN5-6	8309-1278	UN5-3
8098-4385	UN3-15	8307-1838	UN4-4	8319-1004	UN2-2, UN3-3
8098-4386	UN3-15	8307-1946	UN3-6	8319-1013	UN3-2
8098-4387	UN3-15	8307-1947	UN3-6	8319-1032	UN3-2
8098-4388	UN3-16	8307-1949	UN3-6	8319-1035	UN3-2, UN7-10
8098-4389	UN3-16, UN3-18	8307-1950	UN3-7	8319-1040	UN3-2
8098-4390	UN3-16	8307-1951	UN3-7	8319-1054	UN3-2
8098-4392	UN3-16	8307-1953	UN3-6	8320-1001	UN8-2
8098-4393	UN3-16	8307-2107	UN8-1	8320-1006	UN2-13
8098-4395	UN3-16, UN3-18	8307-2160	UN8-1	8320-1060	UN7-2
8098-4396	UN3-16	8307-2164	UN8-1	8320-1062	UN3-3
8098-4397	UN3-16	8307-2622	UN3-5	8320-1096	UN8-2, UN8-4
8098-4398	UN3-16	8307-2843	UN4-4	8320-1111	UN2-14
8098-4399	UN3-16	8307-2976	UN3-7	8320-1115	UN3-2
8098-4400	UN3-16	8307-3045	UN3-11	8338-4010	UN5-3
8098-4401	UN3-17	8307-3134	UN5-6	8338-4039	UN4-11, UN5-3, UN5-4
8098-4402	UN3-17, UN3-18	8307-3302	UN5-2	8338-4053	UN5-3
8098-4403	UN3-17	8307-3416	UN3-5	8338-4061	UN3-9
8098-4404	UN3-17	8307-3451	UN4-7	8338-4064	UN3-16
8098-4405	UN3-17	8307-3458	UN4-9	8338-4072	UN3-8
8098-4406	UN3-17	8307-3466	UN5-2	8338-4075	UN3-8
8098-4407	UN3-5	8307-3631	UN3-7	8338-4086	UN3-11
8098-5014	UN6-1, UN6-9	8307-3664	UN3-6	8338-4089	UN3-10
8098-5016	UN6-1, UN6-7	8307-3748	UN5-5	8338-4090	UN3-10
8098-5055	UN7-5	8307-3874	UN3-6	8338-4092	UN3-10
8098-5060	UN7-6	8307-4061	UN3-5	8338-4098	UN3-12
8098-6018	UN7-9	8307-4379	UN4-4	8338-4119	UN3-9
8098-6019	UN7-9	8307-4381	UN3-6	8338-4122	UN3-9
8307-1106	UN3-7	8307-4399	UN8-8	8338-4142	UN3-9
8307-1260	UN3-8, UN3-9, UN3-16	8307-4401	UN8-1	8338-4144	UN3-11
8307-1267	UN3-8	8307-4402	UN8-1	8348-1009	UN2-16
8307-1317	UN3-9	8307-4404	UN8-1		
8307-1318	UN3-9	8307-4405	UN8-1		
		8307-4435	UN3-8		

Part Number	Page	Part Number	Page	Part Number	Page
8348-1177	UN2-12, UN5-7	8368-1688	UN3-2	8368-3355	UN5-6
8348-1325	UN6-1	8368-1713	UN2-11	8368-3356	UN5-6
8348-1437	UN4-1	8368-1721	UN2-11	8368-3357	UN5-6
8348-1440	UN4-10, UN5-5	8368-1744	UN3-6	8368-3359	UN6-5, UN6-7
8348-1475	UN4-6	8368-1746	UN7-1	8368-3366	UN5-6
8348-1633	UN2-7, UN2-12	8368-1749	UN2-10	8368-3374	UN6-5, UN6-7
8348-1655	UN6-2	8368-1772	UN2-10, UN2-11	8368-3377	UN2-4
8348-3057	UN4-4	8368-1795	UN7-2	8368-3379	UN4-4
8348-3078	UN2-7	8368-1802	UN7-9	8368-3385	UN7-2
8348-3289	UN4-4	8368-1835	UN2-12	8368-3387	UN7-2
8348-3391	UN5-6	8368-1854	UN7-5	8368-3435	UN7-5
8348-3394	UN4-4, UN5-6	8368-1856	UN2-10	8368-3451	UN2-12, UN5-7
8348-3395	UN4-4, UN5-6	8368-1923	UN3-2	8368-3453	UN8-1
8348-3418	UN4-8	8368-2775	UN5-6	8368-3487	UN2-11
8348-3432	UN5-2	8368-3008	UN7-5	8368-3510	UN2-1
8348-3441	UN4-8, UN5-4	8368-3018	UN7-5	8368-3515	UN3-2
8348-3497	UN2-9	8368-3020	UN7-5	8368-3516	UN3-2, UN7-1
8348-3557	UN4-8	8368-3022	UN7-5	8368-3519	UN8-5
8348-3558	UN4-8	8368-3082	UN2-8	8368-3531	UN2-5
8348-3584	UN5-3	8368-3085	UN7-8	8368-3532	UN2-5
8348-3597	UN2-12	8368-3090	UN7-10	8368-3534	UN8-2
8360-1011	UN2-16	8368-3103	UN7-8	8368-3535	UN2-3
8360-1018	UN2-16	8368-3111	UN5-7	8368-3536	UN3-6
8360-5028	UN6-1	8368-3112	UN5-7	8368-3539	UN2-14
8366-1145	UN7-1	8368-3114	UN2-12, UN5-7	8368-3540	UN2-14, UN7-1
8366-3187	UN2-14	8368-3132	UN7-6	8368-3543	UN2-1
8367-1138	UN6-1	8368-3172	UN7-10	8368-3544	UN2-14
8367-4026	UN8-5	8368-3173	UN6-1	8368-3545	UN2-10, UN7-9
8367-4034	UN8-5	8368-3182	UN7-10, UN7-11	8368-3547	UN2-1
8367-4038	UN8-5	8368-3185	UN2-12, UN5-7	8368-3553	UN3-2, UN7-10
8367-4039	UN8-5	8368-3245	UN3-2, UN7-10	8368-3563	UN7-9
8367-4040	UN8-5	8368-3246	UN3-2, UN7-10	8368-3564	UN7-9
8367-4041	UN8-5	8368-3258	UN2-7	8368-3565	UN7-9
8367-4042	UN8-5	8368-3278	UN7-1, UN7-4	8368-3576	UN2-16
8367-4043	UN8-5	8368-3285	UN6-1	8368-3580	UN2-16
8367-4048	UN8-5	8368-3286	UN2-16	8368-3588	UN7-5
8367-4050	UN8-5	8368-3291	UN2-10, UN7-9	8368-3590	UN7-1
8367-4051	UN8-5	8368-3307	UN2-1, UN2-3	8368-3593	UN6-1
8367-4052	UN8-5	8368-3308	UN2-3	8368-3735	UN5-7
8368-1027	UN4-5	8368-3309	UN4-4, UN5-6	8368-3737	UN5-6
8368-1338	UN2-4	8368-3315	UN4-11	8368-3738	UN5-6
8368-1428	UN7-5	8368-3316	UN4-4	8368-3739	UN5-6
8368-1481	UN2-3, UN3-2	8368-3317	UN4-4	8368-3740	UN5-6
8368-1483	UN2-3	8368-3321	UN4-4	8368-3742	UN5-7
8368-1512	UN2-12	8368-3322	UN4-4	8368-3743	UN5-7
8368-1513	UN2-12	8368-3332	UN5-6	8368-3745	UN5-7
8368-1529	UN7-6	8368-3345	UN2-16	8368-3746	UN5-7
8368-1534	UN2-5	8368-3349	UN2-16	8368-3778	UN5-6

Part Number	Page	Part Number	Page	Part Number	Page
8368-3779	UN7-10	8368-4379	UN4-2	8368-4482	UN8-1
8368-3783	UN2-9	8368-4380	UN4-2	8368-4483	UN8-1
8368-3787	UN4-4	8368-4382	UN4-2	8368-4484	UN8-1
8368-3792	UN4-4	8368-4383	UN4-2	8368-4485	UN8-1
8368-3793	UN4-4	8368-4384	UN4-2	8368-4486	UN8-1
8368-3823	UN4-10	8368-4385	UN4-2	8368-4487	UN8-1
8368-3829	UN5-5	8368-4386	UN4-2	8368-4488	UN8-1
8368-3832	UN4-10	8368-4387	UN4-2	8368-4489	UN8-1
8368-3836	UN4-9, UN5-3, UN5-4, UN5-5	8368-4388	UN4-2	8368-4531	UN8-5
8368-3843	UN4-5	8368-4389	UN4-2	8368-4532	UN8-5
8368-3846	UN4-5	8368-4390	UN4-2	8368-4533	UN8-5
8368-3847	UN4-5	8368-4391	UN4-2	8368-4535	UN8-5
8368-3848	UN4-5	8368-4392	UN4-2	8368-4536	UN8-5
8368-3849	UN4-5	8368-4393	UN4-2	8368-4537	UN8-5
8368-3850	UN4-5	8368-4394	UN4-2	8368-4543	UN5-5
8368-3851	UN4-5	8368-4397	UN4-2	8368-4545	UN5-5
8368-3852	UN4-5	8368-440	UN4-2	8368-4576	UN3-16
8368-3853	UN4-5	8368-4400	UN4-2	8368-4578	UN3-5
8368-3854	UN4-5	8368-4401	UN4-2	8368-4579	UN3-5
8368-3855	UN4-5	8368-4404	UN4-2	8368-4581	UN3-5
8368-3856	UN4-5	8368-4405	UN4-2	8368-4582	UN3-5
8368-3857	UN4-5	8368-4406	UN4-2	8368-4583	UN3-5
8368-3858	UN4-5	8368-4407	UN4-2	8368-4584	UN3-5
8368-3859	UN4-5	8368-4408	UN4-2	8368-4585	UN3-5
8368-3860	UN4-5	8368-4409	UN4-2	8368-4607	UN3-14
8368-3861	UN4-5	8368-4410	UN4-2	8368-4620	UN3-15
8368-3863	UN4-5	8368-4412	UN4-3	8368-4685	UN3-9
8368-3871	UN8-3	8368-4413	UN4-3	8368-4698	UN3-14
8368-3875	UN8-3	8368-4414	UN4-3	8368-4699	UN3-14
8368-3876	UN8-3	8368-4415	UN4-3	8368-4735	UN3-17
8368-3900	UN8-3	8368-4416	UN4-3	8368-4746	UN3-16
8368-3910	UN7-2	8368-4417	UN4-3	8368-4747	UN3-16
8368-4012	UN4-5	8368-4418	UN4-3	8368-4748	UN3-16
8368-4013	UN4-5	8368-4419	UN4-3	8368-4750	UN3-16
8368-4041	UN5-5	8368-4420	UN4-3	8368-4764	UN3-27, UN3-29, UN3-30
8368-4055	UN5-2	8368-4421	UN4-3	8368-4765	UN3-27, UN3-30
8368-4068	UN5-5	8368-4422	UN4-3	8368-4766	UN3-27
8368-4069	UN5-5	8368-4423	UN4-3	8368-4767	UN3-27
8368-4070	UN5-5	8368-4424	UN4-3	8368-4768	UN3-27, UN3-28, UN3-30
8368-4081	UN5-5	8368-4425	UN4-3	8368-4769	UN3-27, UN3-30
8368-4085	UN5-5	8368-4426	UN4-3	8368-4770	UN3-27, UN3-30
8368-4086	UN5-5	8368-4427	UN4-3	8368-4771	UN3-27, UN3-30
8368-4216	UN8-10	8368-4428	UN4-3	8368-4772	UN3-27, UN3-28, UN3-30
8368-4323	UN5-5	8368-4429	UN4-3	8368-4773	UN3-27
8368-4376	UN4-2	8368-4430	UN4-3	8368-4774	UN3-27
8368-4377	UN4-2	8368-4431	UN4-3		
8368-4378	UN4-2	8368-4432	UN4-3		
		8368-4433	UN4-3		

Part Number	Page	Part Number	Page	Part Number	Page
8368-4775	UN3-27	8368-4824	UN3-29	8368-4988	UN4-11
8368-4776	UN3-27	8368-4825	UN3-29	8368-4999	UN4-8
8368-4777	UN3-27	8368-4826	UN3-29	8368-5050	UN6-1, UN6-6
8368-4778	UN3-27	8368-4827	UN3-29	8368-5065	UN6-1, UN6-3
8368-4779	UN3-27	8368-4828	UN3-29	8368-5101	UN6-1, UN6-7
8368-4780	UN3-27	8368-4829	UN3-29	8368-5103	UN6-1, UN6-5
8368-4781	UN3-28	8368-4830	UN3-29	8368-5166	UN6-1, UN6-7
8368-4782	UN3-28	8368-4831	UN3-29	8368-5167	UN6-1, UN6-5
8368-4783	UN3-28	8368-4832	UN3-29	8368-5203	UN4-1
8368-4784	UN3-28	8368-4833	UN3-29	8368-5204	UN6-1, UN6-2, UN7-6
8368-4785	UN3-28	8368-4834	UN3-29	8368-5205	UN6-1, UN6-5, UN7-6
8368-4786	UN3-28	8368-4835	UN3-29	8368-5211	UN6-1, UN6-6
8368-4787	UN3-28	8368-4836	UN3-29	8368-5218	UN4-1
8368-4788	UN3-28	8368-4837	UN3-29	8368-5258	UN7-5
8368-4789	UN3-28	8368-4838	UN3-29	8368-6110	UN6-6
8368-4790	UN3-28	8368-4839	UN3-29	8368-6148	UN2-7, UN2-12
8368-4791	UN3-28	8368-4840	UN3-29	8368-6154	UN2-6
8368-4792	UN3-28	8368-4841	UN3-29	8368-6155	UN2-11
8368-4793	UN3-30	8368-4842	UN3-29	8368-6158	UN2-11
8368-4794	UN3-30	8368-4843	UN3-29	8368-6159	UN2-10
8368-4795	UN3-30	8368-4844	UN3-29	8368-6168	UN7-2
8368-4796	UN3-30	8368-4845	UN3-29	8368-6169	UN2-10
8368-4797	UN3-30	8368-4846	UN3-29	8368-6180	UN2-10
8368-4798	UN3-30	8368-4847	UN3-29	8368-7001	UN4-8
8368-4799	UN3-30	8368-4852	UN4-2	8368-7005	UN4-8
8368-4801	UN3-31	8368-4853	UN4-2	8368-7009	UN4-8
8368-4802	UN3-31	8368-4854	UN4-2	8368-7010	UN4-8
8368-4803	UN3-31	8368-4855	UN4-2	8368-7012	UN4-8
8368-4804	UN3-31	8368-4856	UN4-2	8368-7022	UN4-2
8368-4805	UN3-31	8368-4858	UN4-2	8368-7023	UN4-2
8368-4806	UN3-31	8368-4862	UN4-3	8368-7044	UN8-5
8368-4807	UN3-31	8368-4863	UN4-3	8368-7045	UN8-5
8368-4808	UN3-31	8368-4864	UN4-3	8368-7046	UN8-5
8368-4809	UN3-31	8368-4865	UN4-3	8368-7047	UN2-10, UN7-9
8368-4810	UN3-31	8368-4931	UN4-5	8368-7048	UN3-17
8368-4811	UN3-31	8368-4935	UN4-7	8368-7049	UN3-17
8368-4812	UN3-31	8368-4937	UN4-7	8368-7050	UN3-17
8368-4813	UN3-31	8368-4953	UN4-9	8368-7051	UN3-17
8368-4814	UN3-31	8368-4963	UN4-9	8368-7052	UN3-17
8368-4815	UN3-31	8368-4972	UN4-9	8368-7053	UN3-17
8368-4816	UN3-31	8368-4973	UN4-9	8368-7055	UN3-17
8368-4817	UN3-31	8368-4981	UN4-11	8368-7056	UN3-17
8368-4818	UN3-31	8368-4982	UN4-11	8368-7058	UN3-17
8368-4819	UN3-31	8368-4983	UN4-11	8368-7062	UN2-10, UN7-9
8368-4820	UN3-31	8368-4984	UN4-11	8368-7063	UN5-6
8368-4821	UN3-31	8368-4985	UN4-11	8368-7064	UN4-4
8368-4822	UN3-31	8368-4986	UN4-11		
8368-4823	UN3-29	8368-4987	UN4-11		

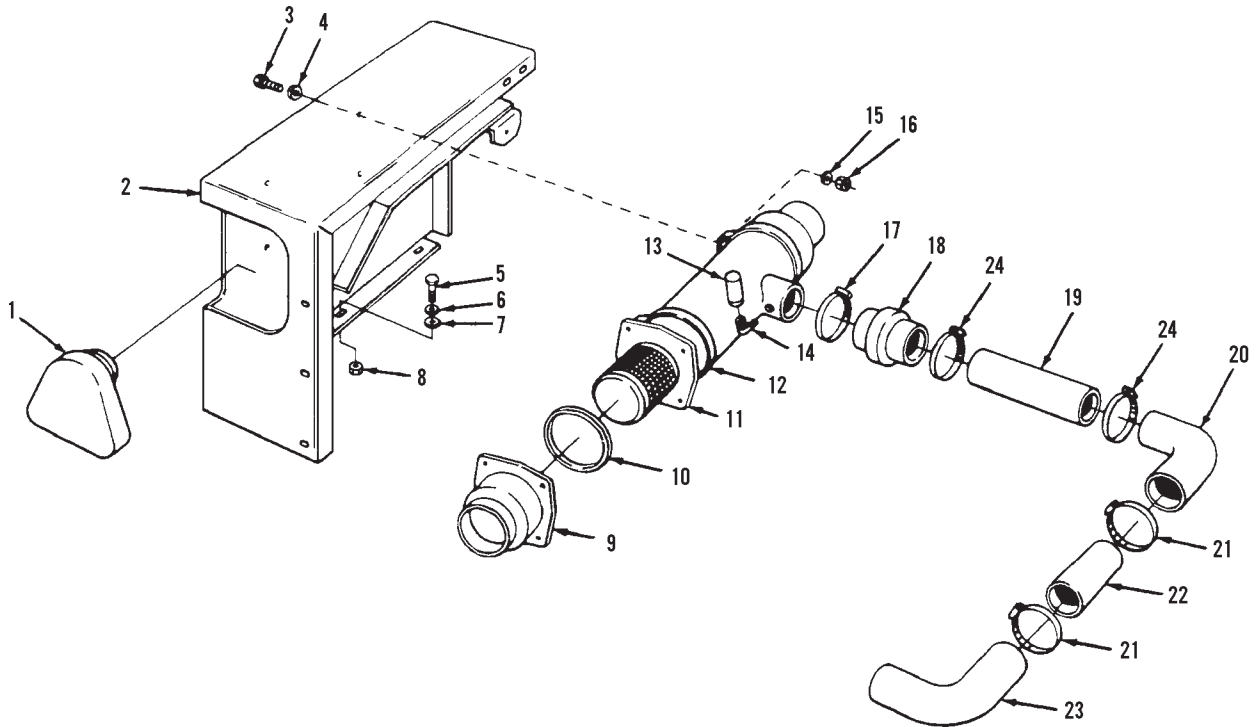
Part Number	Page	Part Number	Page	Part Number	Page
8368-7065	UN4-4	8395-4011	UN5-5	8395-4098	UN5-3
8368-7066	UN4-4	8395-4012	UN5-5	8395-4099	UN5-4
8368-7067	UN4-4	8395-4018	UN5-4	8395-4100	UN5-3
8368-7068	UN4-4	8395-4022	UN5-4	8395-4101	UN5-3
8369-1138	UN7-5	8395-4023	UN5-4	8395-4102	UN5-3
8369-1140	UN2-7, UN2-12	8395-4024	UN5-4	8395-4103	UN5-3
8369-3010	UN7-5	8395-4025	UN5-3, UN5-4	8395-4104	UN5-3
8369-3016	UN7-1	8395-4026	UN5-4	8395-4105	UN5-3
8371-3009	UN2-3	8395-4027	UN5-4	8395-4116	UN8-10
8376-3056	UN8-7, UN8-9	8395-4028	UN5-3, UN5-4	8395-4117	UN8-10
8392-4098	UN3-24	8395-4030	UN5-3	8395-4122	UN8-10
8395-1004	UN2-4	8395-4031	UN5-4	8395-4123	UN8-10
8395-1005	UN2-16	8395-4033	UN5-3	8395-4124	UN8-10
8395-3002	UN2-16	8395-4036	UN5-3	8395-4125	UN8-10
8395-3003	UN2-15	8395-4037	UN5-3	8395-4127	UN5-4
8395-3004	UN2-15	8395-4038	UN5-3	8452-1054	UN3-2
8395-3005	UN2-15	8395-4039	UN5-3	8452-1056	UN2-9
8395-3006	UN2-15	8395-4040	UN5-3	8452-1057	UN6-6
8395-3007	UN2-15	8395-4041	UN5-3	8471-1333	UN3-25
8395-3008	UN2-15	8395-4042	UN5-3	8471-2742	UN3-3
8395-3009	UN2-15	8395-4043	UN5-3	8471-2745	UN2-4
8395-3011	UN2-15	8395-4046	UN5-3	8471-2747	UN3-3
8395-3012	UN2-15	8395-4048	UN5-3	8471-6605	UN3-25
8395-3013	UN2-15	8395-4049	UN5-3	8471-6899	UN3-2
8395-3014	UN2-15	8395-4050	UN5-3	8471-7252	UN8-4
8395-3015	UN2-15	8395-4051	UN5-3	8471-7306	UN4-13
8395-3016	UN2-15	8395-4052	UN5-3	8471-7341	UN4-13
8395-3017	UN2-15	8395-4053	UN5-3	8471-7459	UN4-13
8395-3034	UN7-9	8395-4054	UN5-3	8471-7597	UN6-1
8395-3036	UN7-8	8395-4056	UN5-3	8471-7955	UN8-7
8395-3038	UN7-5	8395-4057	UN5-3	8471-7969	UN2-4
8395-3039	UN7-5	8395-4058	UN5-3	8471-8014	UN8-4
8395-3047	UN7-8	8395-4059	UN5-3	8471-8106	UN3-25
8395-3048	UN7-8	8395-4060	UN5-3	8471-8107	UN3-25
8395-3049	UN7-8	8395-4062	UN5-3	8471-8108	UN3-25
8395-3050	UN7-8	8395-4063	UN5-3	8471-8130	UN3-3
8395-3081	UN3-7	8395-4064	UN5-3	8471-8133	UN8-4
8395-3108	UN5-1	8395-4066	UN5-3	8471-8155	UN2-4
8395-3122	UN2-4	8395-4067	UN5-3	8471-8190	UN6-1
8395-3230	UN8-10	8395-4068	UN5-3	8471-8223	UN4-13, UN8-7
8395-3231	UN8-2	8395-4069	UN5-3	8471-8278	UN8-7
8395-3233	UN8-10	8395-4070	UN5-3	8471-8912	UN8-4
8395-3264	UN4-1	8395-4085	UN5-3	8471-8928	UN3-25
8395-3301	UN4-3	8395-4090	UN5-3	8471-8944	UN8-4
8395-4003	UN5-2	8395-4091	UN5-3	8485-1150	UN2-7
8395-4008	UN5-5	8395-4093	UN5-3	8503-1160	UN8-2
8395-4009	UN5-5	8395-4096	UN5-3	8503-1342	UN5-5
8395-4010	UN5-5	8395-4097	UN5-3	8505-1278	UN7-2

Part Number	Page	Part Number	Page	Part Number	Page
8505-1308	UN7-1, UN7-2	8668-3127	UN7-5	8688-1220	UN2-12, UN4-4,
8505-1317	UN7-1, UN7-2,	8668-3136	UN7-7		UN4-11, UN5-6
	UN7-6	8668-3147	UN6-4	8688-1221	UN2-12, UN4-11,
8505-1335	UN7-1	8668-3154	UN7-11		UN5-6
8505-1366	UN7-1	8668-3162	UN4-4	8688-1227	UN2-10, UN3-26,
8505-1383	UN7-1	8668-3173	UN7-4		UN7-1
8507-1058	UN2-4	8668-3188	UN7-7	8688-1250	UN3-2, UN7-10
8511-1407	UN8-5	8668-3189	UN7-7	8688-1276	UN3-2, UN3-3,
8540-3068	UN2-16	8668-3260	UN7-7		UN3-20
8540-3108	UN3-6, UN3-7	8668-3277	UN2-16	8688-1282	UN6-6
8540-3109	UN3-6, UN3-7	8668-3278	UN2-16	8688-1283	UN6-6
8540-3196	UN4-10	8668-3279	UN2-16	8688-1287	UN2-10, UN3-26,
8540-3197	UN5-5	8668-3291	UN6-6		UN7-1
8540-3198	UN5-5	8668-3293	UN6-5, UN6-7,	8688-1305	UN2-16
8540-3204	UN5-2		UN6-8	8688-1336	UN4-6
8540-3220	UN6-5	8668-3294	UN6-6	8688-1421	UN5-3
8540-6165	UN6-6	8668-3296	UN6-6	8688-1514	UN8-3
8562-1047	UN2-16	8668-3300	UN6-1, UN7-6	8688-1521	UN8-3
8584-1094	UN2-3	8668-3302	UN6-1, UN6-4,	8688-1522	UN8-3
8594-1016	UN2-7, UN2-8,		UN7-5	8688-1560	UN2-5
	UN2-12, UN3-2	8668-3311	UN6-4	8688-1561	UN5-5
8594-1017	UN2-4, UN2-12,	8668-3317	UN2-5	8688-1603	UN4-4
	UN3-2, UN6-1	8668-3381	UN7-7	8688-1605	UN4-4
8594-1018	UN6-1, UN7-4,	8668-3413	UN4-4	8688-1606	UN4-4
	UN7-11, UN8-4	8668-3414	UN4-4	8688-1678	UN4-8
8654-1381	UN2-4	8668-3421	UN7-7	8688-1755	UN2-16
8656-1279	UN7-11	8668-3423	UN8-1	8688-3026	UN6-5
8664-1154	UN2-12, UN5-7	8668-3424	UN8-1	8688-3028	UN6-2
8666-1084	UN7-6	8668-3425	UN8-1	8688-3030	UN6-2
8666-1147	UN7-5	8668-3431	UN7-2	8688-3032	UN6-8
8667-1112	UN3-2, UN8-4	8668-3447	UN2-7	8688-3033	UN6-2
8667-1121	UN6-6	8668-3448	UN2-7	8688-3035	UN7-5
8667-1187	UN2-9, UN7-11	8668-3449	UN2-7	8688-3042	UN6-3
8668-1320	UN2-5	8668-3450	UN2-8	8688-3044	UN6-2, UN6-3,
8668-1328	UN2-5	8668-3452	UN2-7, UN2-12		UN6-5, UN6-6, UN6-7,
8668-1356	UN4-1	8668-3480	UN2-7, UN7-1,		UN6-8
8668-1474	UN7-7		UN7-5	8688-3045	UN5-1, UN6-2,
8668-1572	UN4-1, UN4-6	8668-3499	UN7-4		UN6-3, UN6-5, UN6-7,
8668-3013	UN2-5	8668-3505	UN2-4		UN6-8
8668-3017	UN3-2	8668-4480	UN8-1	8688-3046	UN5-1, UN6-2,
8668-3021	UN2-5	8668-4481	UN8-1		UN6-4, UN6-5, UN6-6,
8668-3022	UN2-5	8668-5074	UN2-5		UN6-9, UN7-6
8668-3039	UN4-1	8684-1069	UN2-2	8688-3047	UN6-2, UN6-9
8668-3045	UN6-6	8688-1134	UN3-6, UN7-1	8688-3048	UN6-8
8668-3061	UN2-12, UN5-7	8688-1135	UN3-6, UN7-1	8688-3052	UN6-7
8668-3062	UN2-12, UN5-7	8688-1139	UN6-2	8688-3053	UN6-8
8668-3109	UN7-5, UN8-1	8688-1217	UN2-12, UN5-6	8688-3055	UN6-8
8668-3122	UN2-7, UN2-12	8688-1218	UN2-12, UN5-6	8688-3067	UN2-3

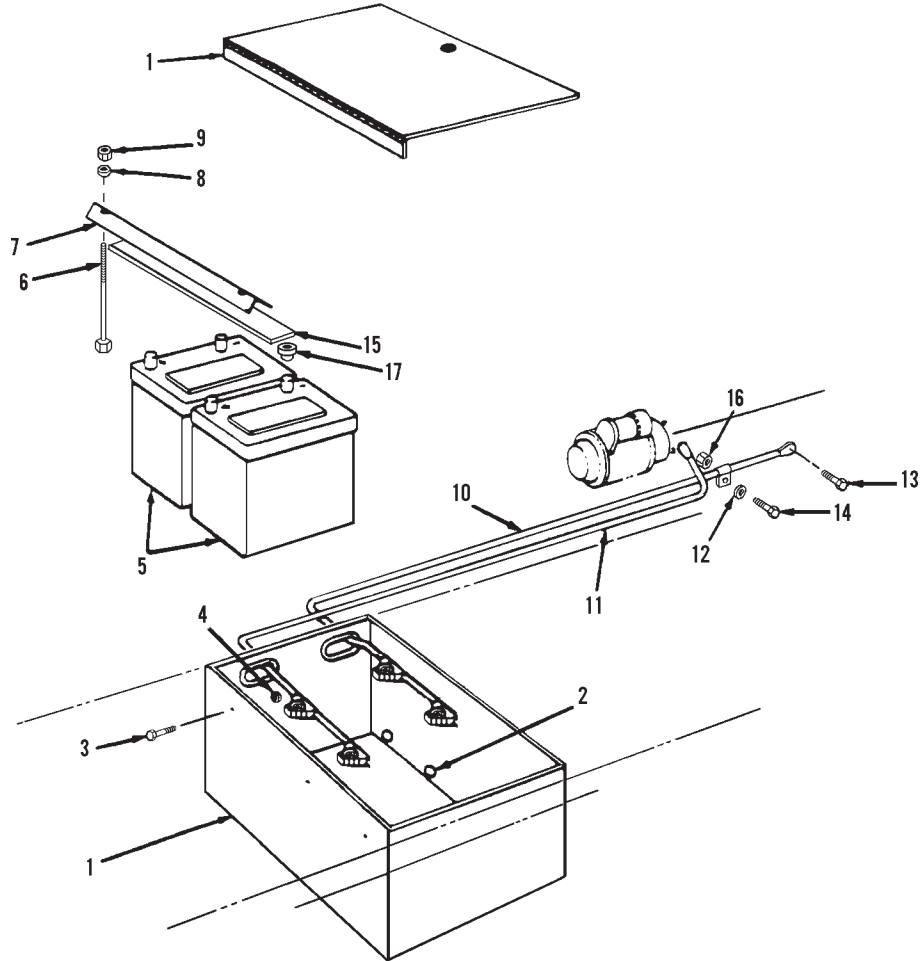
Part Number	Page	Part Number	Page	Part Number	Page
8688-3073	UN6-4, UN7-5	8698-1161	UN7-7	8698-4146	UN3-7
8688-3074	UN3-2, UN3-3, UN3-20, UN4-13, UN6-2, UN6-4, UN7-5, UN8-7, UN8-9	8698-1162	UN7-7	8698-4147	UN3-7
8688-3075	UN6-4, UN7-5	8698-1272	UN3-3	8698-4149	UN3-7
8688-3083	UN2-4	8698-1533	UN2-1	8698-4150	UN3-7
8688-3085	UN6-5, UN6-7	8698-1550	UN2-1	8698-4152	UN3-7
8688-3086	UN6-6	8698-1562	UN5-5	8698-4154	UN3-7
8688-3090	UN6-5, UN6-9	8698-1589	UN2-1	8698-4155	UN3-7
8688-3106	UN2-4	8698-1590	UN2-1, UN3-3	8698-4157	UN3-7
8688-3118	UN6-9	8698-1645	UN4-1	8698-4159	UN3-7
8688-3127	UN2-3	8698-1760	UN2-5	8698-4160	UN3-7
8688-3130	UN2-3	8698-3087	UN7-5	8698-4171	UN3-8, UN3-13
8688-3131	UN8-1	8698-3113	UN2-7	8698-4175	UN3-9
8688-3159	UN5-6	8698-3188	UN2-7, UN2-8, UN7-5	8698-4176	UN3-9
8688-3162	UN4-4	8698-3193	UN2-8, UN2-12, UN7-5, UN7-7	8698-4178	UN3-9
8688-3168	UN6-6, UN6-7	8698-3195	UN7-5	8698-4179	UN3-9
8688-3169	UN6-8	8698-3219	UN2-8	8698-4181	UN3-9
8688-3216	UN3-2, UN6-2, UN6-7, UN6-8	8698-3306	UN6-7	8698-4194	UN3-8
8688-3217	UN6-5	8698-3474	UN2-12, UN5-7	8698-4196	UN3-8
8688-3255	UN6-1	8698-3481	UN2-16	8698-4198	UN3-8
8688-3260	UN2-7, UN2-12	8698-3503	UN3-6	8698-4199	UN3-8
8688-3298	UN5-6	8698-3646	UN6-4	8698-4200	UN3-8
8688-3299	UN5-6	8698-3647	UN6-5, UN6-8	8698-4201	UN3-8
8688-3300	UN4-4, UN4-11, UN5-6	8698-3650	UN5-1, UN6-3, UN6-7	8698-4203	UN3-8
8688-3317	UN3-2	8698-3651	UN6-7, UN6-8	8698-4205	UN3-8
8688-3336	UN7-1	8698-3652	UN6-6	8698-4206	UN3-8
8688-3345	UN4-4, UN5-6	8698-3653	UN6-6	8698-4207	UN3-8
8688-3407	UN4-4	8698-3771	UN6-7	8698-4208	UN3-8
8688-3408	UN4-4	8698-4005	UN5-5	8698-4210	UN3-8
8688-3632	UN6-3	8698-4015	UN5-5	8698-4211	UN3-15
8688-3652	UN6-7	8698-4020	UN5-5	8698-4212	UN3-15
8688-4002	UN5-6	8698-4028	UN4-11, UN5-3, UN5-4	8698-4213	UN3-15
8688-5011	UN6-1, UN6-2, UN7-6	8698-4059	UN4-9	8698-4219	UN3-10
8688-5020	UN6-1, UN6-3	8698-4065	UN5-3	8698-4223	UN3-10
8688-5028	UN6-8	8698-4067	UN5-3	8698-4226	UN3-10
8688-5029	UN6-1, UN6-2	8698-4068	UN5-3	8698-4233	UN3-11
8688-5073	UN6-1, UN6-5	8698-4069	UN5-3	8698-4234	UN3-11
8688-5074	UN6-1, UN6-4	8698-4096	UN5-3	8698-4235	UN3-10, UN3-11
8688-5083	UN6-1, UN6-8	8698-4097	UN5-3	8698-4236	UN3-11
8688-6048	UN6-3	8698-4137	UN3-6	8698-4239	UN3-11
8688-6168	UN7-4	8698-4138	UN3-6, UN3-7	8698-4244	UN3-11
8696-1072	UN7-11	8698-4139	UN3-6, UN3-7	8698-4245	UN3-11
8698-1002	UN2-5	8698-4140	UN3-6	8698-4249	UN3-11
		8698-4143	UN3-6	8698-4255	UN3-11
		8698-4144	UN3-6	8698-4287	UN3-13
				8698-4291	UN3-14
				8698-4296	UN3-13
				8698-4302	UN3-17
				8698-4303	UN3-17

Part Number	Page	Part Number	Page	Part Number	Page
8698-4309	UN5-3	8820-1106	UN2-10, UN7-1	8850-1408	UN2-5
8698-4546	UN3-6, UN3-18	8820-1110	UN3-26	8850-1604	UN7-5
8698-4548	UN3-6	8820-1502	UN7-8	8850-1610	UN2-7, UN2-12, UN7-7
8698-6051	UN2-5	8821-1073	UN3-25	8850-1612	UN2-6, UN2-7, UN2-8, UN3-2, UN3-3, UN7-5, UN7-10
8810-1121	UN3-2	8830-1025	UN7-5	8850-1620	UN7-7
8820-1001	UN3-31	8830-1075	UN2-7, UN2-12	8850-3004	UN6-1
8820-1003	UN2-9, UN3-3	8830-1088	UN7-5	8852-1006	UN8-2
8820-1004	UN7-10	8830-1092	UN2-6	8852-1007	UN4-5, UN8-2
8820-1005	UN2-12, UN2-16, UN6-1, UN6-3, UN7-1, UN7-2, UN7-6, UN7-7	8830-1103	UN7-6	8852-1012	UN8-2
8820-1006	UN2-16	8830-1311	UN2-9	8852-1110	UN2-12, UN5-7
8820-1007	UN2-12, UN7-7	8830-1341	UN7-1	8852-1205	UN2-2, UN2-4, UN2-14
8820-1010	UN6-5	8830-2070	UN7-7	8852-1206	UN2-3, UN2-10
8820-1016	UN3-29	8830-2093	UN2-7, UN7-6	8852-1210	UN2-10, UN2-12, UN3-3, UN7-1
8820-1018	UN4-4, UN7-9	8830-2094	UN3-2, UN3-3, UN7-10	8852-1304	UN3-3
8820-1019	UN6-8	8830-2123	UN6-5, UN7-1, UN7-4	8852-1306	UN3-2
8820-1027	UN8-7	8830-2125	UN7-6, UN7-7	8852-1308	UN3-19
8820-1028	UN3-2	8830-2162	UN7-7	8852-1406	UN6-6
8820-1030	UN4-13	8830-4925	UN2-14, UN7-2	8852-1604	UN2-14, UN7-2
8820-1033	UN2-9	8830-4926	UN7-1, UN7-2	8852-4913	UN2-5
8820-1035	UN2-1, UN2-3, UN2-10, UN3-6, UN7-4	8832-1022	UN7-1	8855-1006	UN2-7, UN2-12, UN7-7
8820-1036	UN2-5, UN2-9, UN2-10, UN3-25, UN7-1	8832-1029	UN7-2	8855-1007	UN2-6, UN2-7, UN2-8, UN3-2, UN3-3, UN7-5, UN7-6, UN7-10
8820-1037	UN2-10, UN2-13, UN3-2, UN6-6, UN8-2, UN8-4	8832-1031	UN7-1	8855-1009	UN2-16, UN6-1, UN6-3, UN6-5, UN7-1, UN7-2, UN7-4, UN7-6, UN7-7, UN7-8, UN7-10
8820-1038	UN3-2, UN8-2	8832-1039	UN7-5, UN7-11	8855-1010	UN4-4, UN4-13, UN6-8, UN8-7
8820-1039	UN2-3, UN2-5, UN3-2	8832-1051	UN7-2	8855-1011	UN2-1, UN2-3, UN2-5, UN2-9, UN2-10, UN2-11, UN2-13, UN2-14, UN3-2, UN3-6, UN3-25, UN6-6, UN7-1, UN8-2, UN8-4
8820-1051	UN2-5, UN3-27, UN3-28, UN3-29, UN3-30	8834-1012	UN2-16	8855-1013	UN2-2, UN3-2, UN3-24, UN7-9
8820-1053	UN8-2	8841-1062	UN2-10, UN2-11	8855-1015	UN2-4, UN2-12, UN7-9
8820-1057	UN4-5	8841-1063	UN2-10, UN2-11	8855-1016	UN3-26
8820-1063	UN7-9	8841-1064	UN2-1, UN2-10	8855-1107	UN3-25
8820-1064	UN6-1	8841-1113	UN2-10	8855-4918	UN7-7
8820-1065	UN2-2, UN7-9	8850-1004	UN2-12, UN2-16, UN7-1, UN7-2, UN7-6, UN7-10		
8820-1066	UN7-9	8850-1005	UN8-7		
8820-1067	UN2-5, UN2-6, UN3-6	8850-1006	UN2-1, UN2-5, UN2-10, UN2-11, UN2-13, UN2-14, UN3-2, UN6-6, UN7-1		
8820-1068	UN2-10, UN3-19	8850-1007	UN2-5, UN7-2		
8820-1069	UN2-6, UN3-2, UN3-19, UN3-24, UN7-9	8850-1010	UN2-4, UN7-9		
8820-1094	UN7-9	8850-1104	UN6-3, UN7-7		
8820-1096	UN2-12	8850-1105	UN6-8		
8820-1100	UN2-4	8850-1107	UN2-5		
8820-1105	UN3-26	8850-1304	UN3-2, UN7-10		
		8850-1307	UN7-4, UN7-11		
		8850-1310	UN5-6		
		8850-1314	UN8-2, UN8-4		

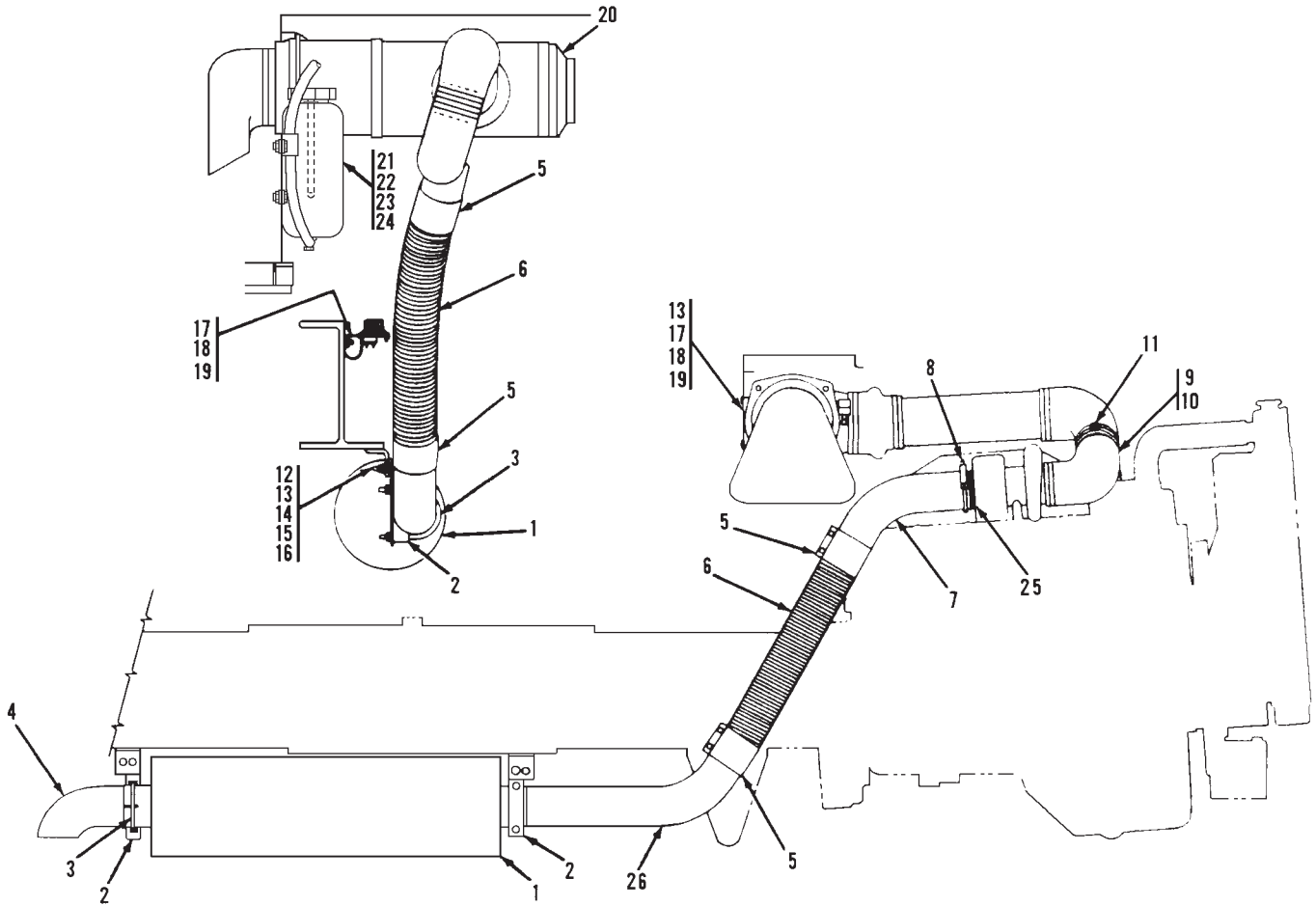
Part Number	Page	Part Number	Page	Part Number	Page
8855-4929	UN7-7		UN4-5	9020-5686	UN7-5
8856-1002	UN2-9, UN2-12, UN2-16	8869-1345	UN2-1	9020-5687	UN7-5
8856-1004	UN2-1, UN2-3, UN2-9, UN2-10, UN2-11, UN3-2, UN7-1, UN8-6	8870-1001	UN6-5	9020-5688	UN7-5
8856-1005	UN3-27, UN3-28, UN3-29, UN3-30	8870-1002	UN6-4, UN6-5, UN6-7	9020-5793	UN3-25
8856-1008	UN2-4, UN2-12, UN3-2	8870-1003	UN6-8	9020-6194	UN7-6
8856-1104	UN2-7, UN2-12	8870-1036	UN6-6	9101-4033	UN3-9
8856-1105	UN3-3, UN7-6	8870-1073	UN6-6	9103-3031	UN2-2
8856-1108	UN2-2, UN2-4, UN2-10, UN2-11, UN3-2	8870-2504	UN7-11	9103-3133	UN3-3
8856-1109	UN2-1, UN2-10, UN2-13	8871-1103	UN3-2	9103-3134	UN3-3
8856-1111	UN2-5, UN3-19, UN8-6	8871-1210	UN3-3	9103-3246	UN3-3, UN7-5
8856-1113	UN2-12, UN3-26, UN5-7	8871-1250	UN6-2	9103-3247	UN7-5
8856-1115	UN8-2	8871-1251	UN6-6	9103-3360	UN7-5
8859-1204	UN4-13, UN8-7, UN8-9	8871-1252	UN2-4, UN4-6, UN6-5, UN6-6, UN6-7	9104-3161	UN6-7
8859-1205	UN8-4	8871-1253	UN8-6	9104-3210	UN2-16
8859-1209	UN8-4	8871-1281	UN5-6, UN6-2	9105-3332	UN3-3
8862-1012	UN2-5	8871-1282	UN6-6	9108-3106	UN3-25
8863-1321	UN2-5	8871-1381	UN2-4, UN6-5, UN6-6, UN6-7	9108-3155	UN3-2
8863-3005	UN2-5	8871-1382	UN6-5	9108-3503	UN3-3
8866-1013	UN8-4	8871-1383	UN6-7	9108-3504	UN3-3
8866-1107	UN6-9	8871-1384	UN6-6	9114-4008	UN2-9
8866-1112	UN6-6	8871-1386	UN3-2, UN6-6	9114-4424	UN3-24
8866-1113	UN6-4	8871-1387	UN6-6	9123-3012	UN2-7, UN2-12, UN7-7
8866-1115	UN2-4	8871-1572	UN4-1		
8866-1342	UN3-25	8871-2082	UN3-3		
8866-2005	UN4-13	8871-2231	UN6-9		
8866-2064	UN8-7	8871-2234	UN6-7		
8866-2065	UN3-2, UN8-4	8874-3014	UN4-13		
8866-2069	UN3-2, UN8-4	8874-3041	UN3-3		
8866-2084	UN8-7, UN8-9	8874-3043	UN6-1		
8866-2085	UN3-2, UN8-4	8874-3045	UN6-1		
8866-2106	UN3-25, UN8-4	8874-3074	UN2-4, UN3-2		
8866-2139	UN8-7, UN8-9	8874-3077	UN8-4		
8866-2140	UN8-4	8882-1006	UN2-5		
8866-2239	UN8-7, UN8-9	8897-1003	UN7-1		
8866-2240	UN8-4	8908-3050	UN3-3		
8866-2366	UN3-25	9002-7245	UN2-16		
8867-1001	UN3-2	9002-7316	UN2-7, UN2-8, UN3-6, UN7-1		
8867-1018	UN4-1	9002-7319	UN2-8		
		9002-7472	UN3-3		
		9002-8674	UN2-9		
		9020-2067	UN5-3		
		9020-2303	UN7-1		
		9020-2500	UN4-8		
		9020-2501	UN4-8		



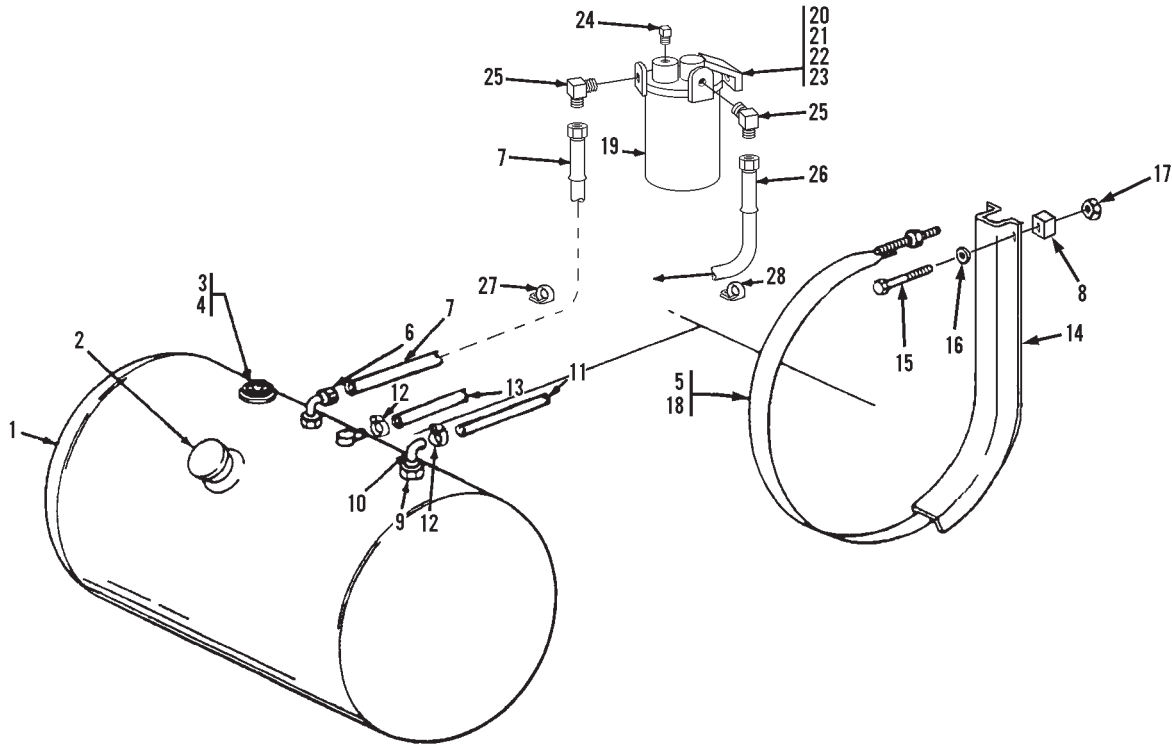
Item	Part No.	Qty.	Description Of Part	Item	Part No.	Qty.	Description Of Part
1	8368-3547	1	AIR RAM, (includes clamp and reducing ring)	12	8698-1533	2	MOUNTING BAND
2	8068-6010	1	REAR ENGINE COVER	13	7738-3154	1	SERVICE INDICATOR, (includes fitting, install fitting with filter toward indicator)
3	8820-1035	4	HEX HD CAPSCREW, 3/8-16X1, GR5	14	8869-1345	1	CONNECTOR, 90 DEGREES, 1/8
4	8856-1004	4	FLATWASHER, 5/8	15	8855-1011	4	LOCKWASHER, 3/8
5	8841-1064	3	ROUND HD CARRIAGE BOLT, 3/8-16X1-1/2	16	8368-3307	4	HEX NUT, 3/8-16
6	8855-1011	4	LOCKWASHER, 3/8	17	7738-3792	1	CLAMP
7	8856-1109	3	FLAT WASHER, 3/8	18	8368-3510	1	HUMP HOSE
8	8850-1006	3	HEX NUT, 3/8-16	19	8368-3543	1	INTAKE TUBE
9	8698-1550	1	AIR CLEANER ASSY, (includes items 10 & 11)	20	7717-3014	1	REDUCING ELBOW
10	8698-1589	1	GASKET	21	7738-3790	1	HOSE CLAMP
11	8698-1590	1	ELEMENT, (includes item 10)	22	7738-1530	1	HOSE ADAPTER
				23		1	ELBOW, (supplied with engine)
				24	7738-3791	2	HOSE CLAMP



Item	Part No.	Qty.	Description Of Part	Item	Part No.	Qty.	Description Of Part
1	7722-6014	1	BATTERY BOX ASSEMBLY, (includes item 2)	9	8852-1205	2	HEX LOCKNUT, 5/16
2	9103-3031	3	PLUG BUTTON	10	8098-3050	1	NEGATIVE BATTERY CABLE
3	7714-3004	6	LOCK SCREW	11	8098-3049	1	POSITIVE BATTERY CABLE
4	7714-3006	6	LOCK NUT	12	8855-1013	1	LOCKWASHER, 1/2
5		2	BATTERY, (purchase locally)	13	8319-1004	1	HEX HD CAPSCREW, M12X1.75-30
6	8098-3056	2	ROUND HD CARRIAGE BOLT, 5/16-18X11	14	8820-1065	1	HEX HD CAPSCREW, 1/2-13X1, GR5
7	8684-1069	1	HOLD DOWN ANGLE	15	8097-3041	1	RUBBER GUARD
8	8856-1108	2	FLATWASHER, 5/16	16	7714-3014	1	WHIZ-LOK NUT, 1/2-13
				17	7738-3567	4	TERMINAL NUT

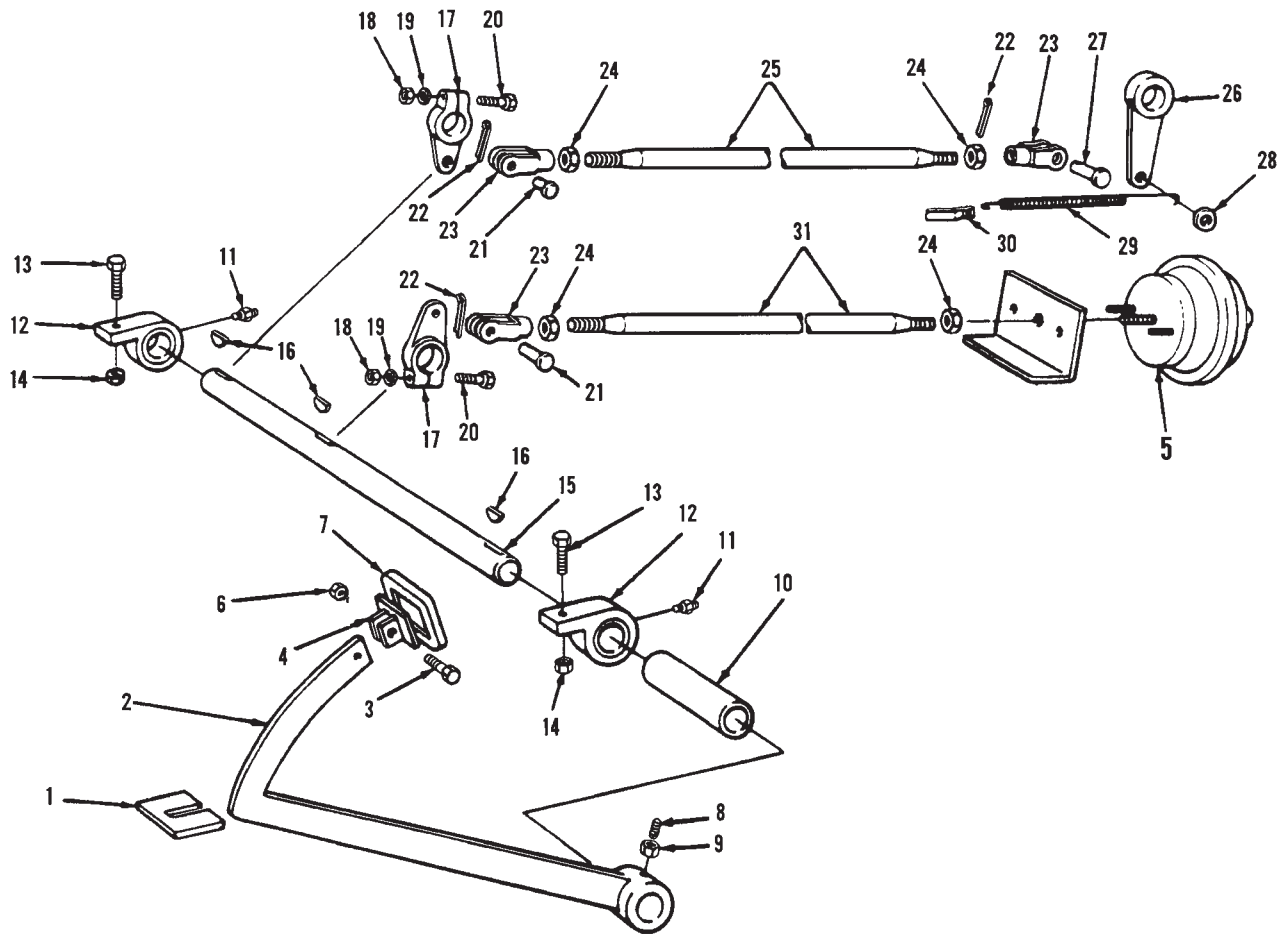


Item	Part No.	Qty.	Description Of Part	Item	Part No.	Qty.	Description Of Part
1	8688-3067	1	MUFFLER	14	8368-1481	2	WASHER
2	8368-1483	2	MUFFLER STRAP	15	8820-1039	2	HEX HD CAPSCREW, 3/8-16X2" GR5
3	8688-3127	2	MUFFLER CLAMP, 4"	16	8852-1206	2	HEX LOCKNUT, 3/8-16
4	8688-3130	1	TAIL SPOUT	17	8820-1035	5	HEX HD CAPSCREW, 3/8-16X1, GR5
5	8371-3009	2	SEAL CLAMP	18	8855-1011	5	LOCKWASHER, 3/8
6	7738-3615	1	FLEX PIPE, 4", (STD.)	19	8368-3307	5	HEX NUT, 3/8-16
	7738-3385	1	FLEX PIPE, 4", (OPT.)	20		Ref	AIR CLEANER ASSY, (see page UN2-1 for details)
7	8068-3071	1	EXHAUST ELBOW	21	8098-3051	1	OVERFLOW TANK
8	8688-3127	1	MUFFLER CLAMP, 4"	22	8584-1094	1	SUPPORT CLAMP
9		1	ELBOW, (supplied with engine)	23	7714-3004	4	WHIZ-LOK SCREW, 5/16-18X1-1/4
10		1	CLAMP	24	7714-3006	4	WHIZ-LOK NUT, 5/16-18
11	7738-3790	1	HOSE CLAMP	25	8068-1158	1	EXHAUST ADAPTER
12	8368-3308	2	LORD MOUNT	26	8368-3535	1	EXHAUST ELBOW
13	8856-1004	10	FLAT WASHER, 3/8				



Item	Part No.	Qty.	Description Of Part	Item	Part No.	Qty.	Description Of Part
1	8688-3083	1	FUEL TANK ASSY, (includes item 2)	16	9002-7471	8	HARDENED WASHER, 1/2
2	8307-4638	1	VENTED CAP	17	8852-1208	8	HEX LOCKNUT, 1/2-13
3	8395-3122	1	FUEL SENDER	18	8068-3218	2	FUEL TANK STRAP
4	8507-1058	1	GASKET	19	7738-3819	1	FUEL/WATER SEPARATOR
5	8038-3104	2	RUBBER ISOLATOR, 40 IN. LONG	20	8368-3377	1	BASE
6	8866-1115	1	MALE ELBOW, 90 DEGREES, 3/8X5/8	21	7714-3004	2	WHIZ-LOK SCREW, 5/16-18X1-1/4
7	8471-7969	1	HOSE ASSY	22	8856-1108	2	FLAT WASHER, 5/16
8	8368-1338	8	SPACER	23	8852-1205	2	HEX LOCKNUT, 5/16-18
9	8871-1381	1	REDUCING BUSHING, 3/8X1/4	24	8871-1252	2	SQUARE HD PIPE PLUG, 3/8
10	8471-2745	1	ELBOW, 90 DEGREES	25	8874-3074	2	MALE ELBOW, 90 DEGREES, 3/8X5/8
11		1	HOSE, 5/16 I.D., 11 FT. LONG	26	8471-8155	1	HOSE ASSY
12	8688-3106	3	HOSE CLAMP	*27	8584-1150	1	SUPPORT CLAMP, (mount to R/H rear inside bolt at bottom of boom rest)
13		1	HOSE, 5/16 I.D., 2 FT. LONG	28	8594-1017	1	SUPPORT CLAMP, (mount to bolt on top of transmission cover)
14	8068-3219	2	FUEL TANK BRACKET				
15	8820-1072	8	HEX HD CAPSCREW, 1/2-13X2-3/4, GR5				

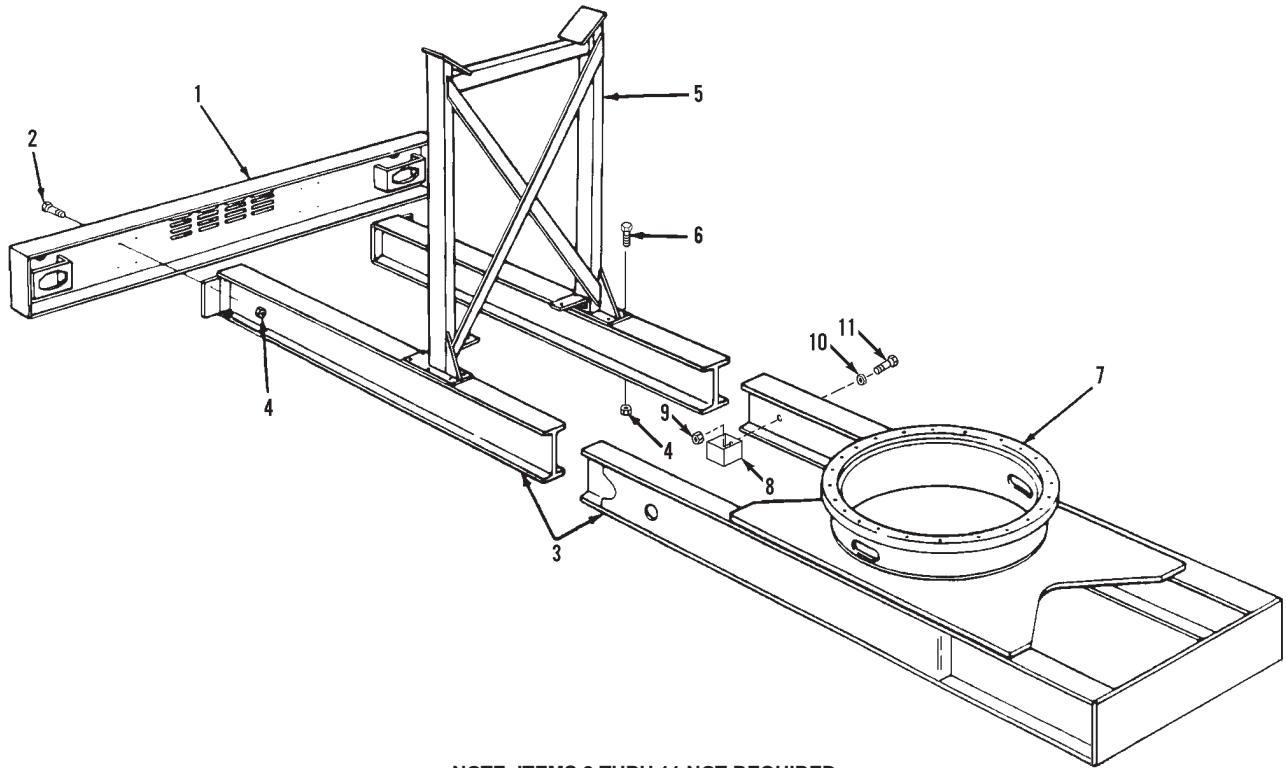
* - Changed part number on item 27.



Item	Part No.	Qty.	Description Of Part
1	8368-1534	1	PEDAL ARM SEAL
2	8068-6053	1	CLUTCH PEDAL ARM
3	8820-1036	1	HEX HD CAPSCREW, 3/8-16X1-1/4, GR5
4	8068-6052	1	PEDAL WELDMENT
*5	8688-5074	Ref	AIR CHAMBER ASSY, (see page UN6-4 for details)
6	8852-4913	1	HEX LOCKNUT, 3/8-16
7	8668-3022	1	RUBBER PAD
8	8820-1051	1	HEX HD CAPSCREW, 7/16-14X1-1/4, GR5
9	8850-1107	1	HEX JAM NUT, 7/16-14
10	8698-1760	1	SPACER TUBE
11	8698-1002	2	LUBE FITTING, STRAIGHT, 1/8
12	8698-6051	1	CLUTCH SHAFT BEARING
13	8820-1067	2	HEX HD CAPSCREW, 1/2-13X1-1/2, GR5
14	7714-3014	2	WHIZ-LOK NUT, 1/2-13
15	8068-1160	1	SHAFT

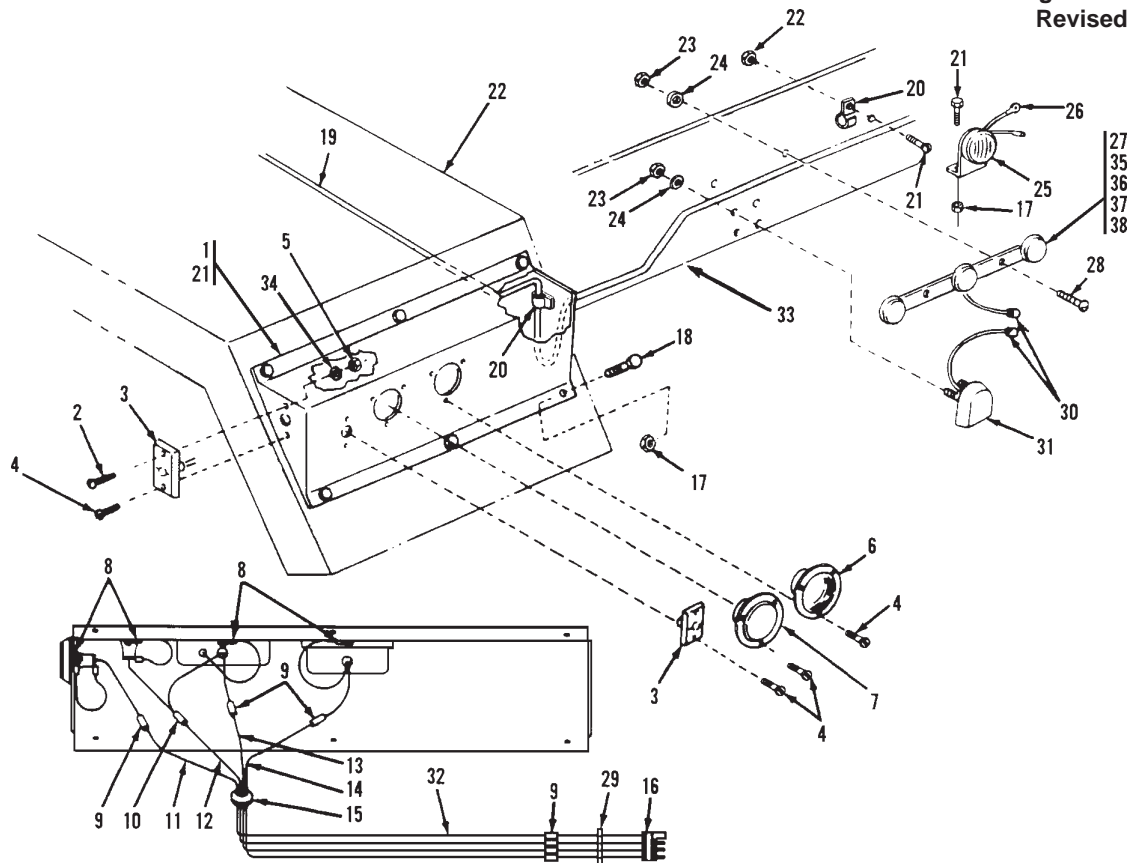
Item	Part No.	Qty.	Description Of Part
16	8862-1012	3	WOODRUFF KEY
17	8668-3317	2	CLUTCH LEVER
18	8850-1006	2	HEX NUT, 3/8-16
19	8855-1011	2	LOCKWASHER, 3/8
20	8820-1039	2	HEX HD CAPSCREW, 3/8-16X2, GR5
21	8863-3005	2	CLEVIS PIN, 1/2
22	8863-1321	3	COTTER PIN, 1/8X1-3/4
23	8882-1006	3	ADJUSTABLE YOKE END, 1/2-20
24	8850-1408	4	HEX JAM NUT, 1/2-20
25	8368-3531	1	ROD
26	8668-1320	Ref	LEVER
27	8688-1560	1	YOKE PIN, 1/2
28	8856-1111	1	FLAT WASHER, 1/2
29	8668-3021	1	SPRING
30	8668-1328	1	SPRING CLIP
31	8368-3532	1	ROD
32	8068-6047	1	CLUTCH SHAFT BEARING
33	8850-1007	1	LOCKNUT, 7/16-14
34	8668-3013	1	CLUTCH ARM SEAL

* - Changed part number on item 5.



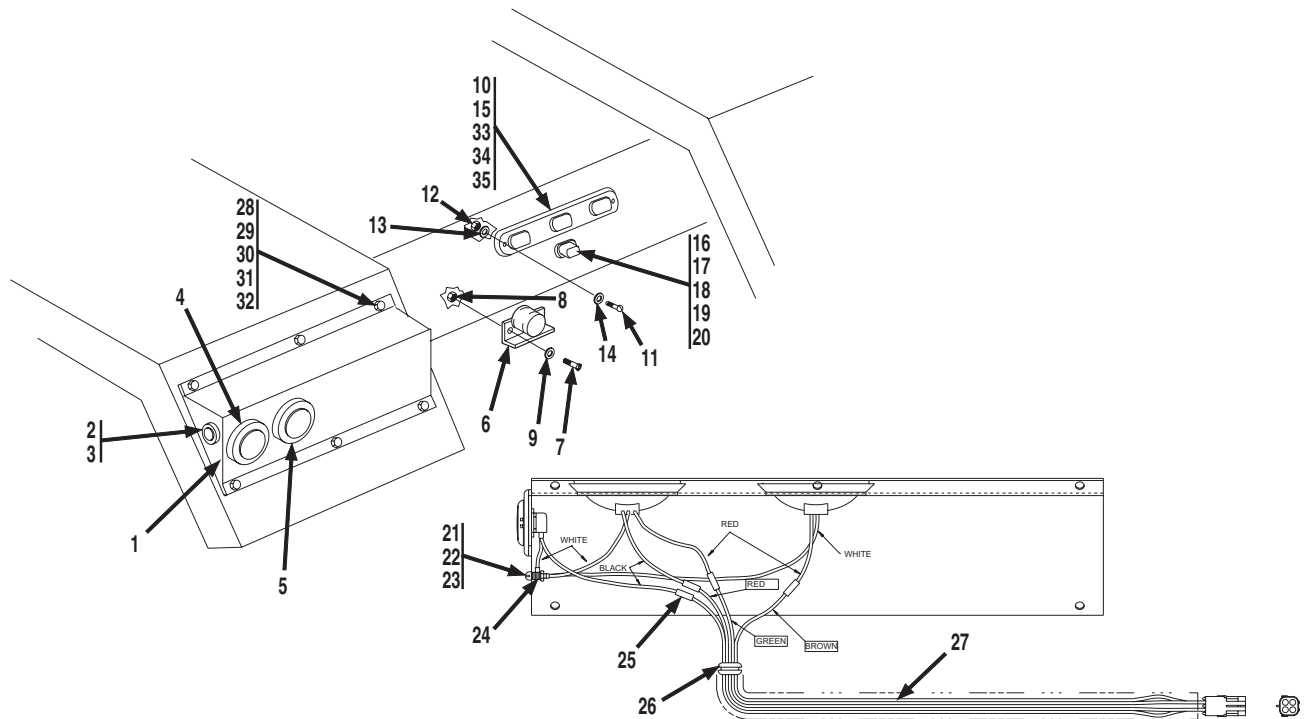
**NOTE: ITEMS 8 THRU 11 NOT REQUIRED
 FOR 6X4 OPTIONAL CHASSIS.**

Item	Part No.	Qty.	Description Of Part
1	8368-6154	1	BUMPER WELDMENT
2	8820-1067	8	HEX HD CAPSCREW, 1/2-13X1-1/4, GR5
3	8068-6036	1	FRAME WELDMENT, (6X4 only)
	8068-6059	1	FRAME WELDMENT, (6X6 only)
4	7714-3014	18	WHIZ-LOK NUT, 1/2-13
5	8068-6006	1	BOOM REST WELDMENT
6	8820-1069	10	HEX HD CAPSCREW, 1/2-13X2, GR5
7	8091-6006	1	ADAPTER WELDMENT
8	8096-3200	1	RELAY ASSY
9	8850-1612	1	HEX NUT, #10-24
10	8855-1007	1	LOCKWASHER, #10
11	8830-1092	1	ROUND HD MACHINE SCREW, #10-24X5/8



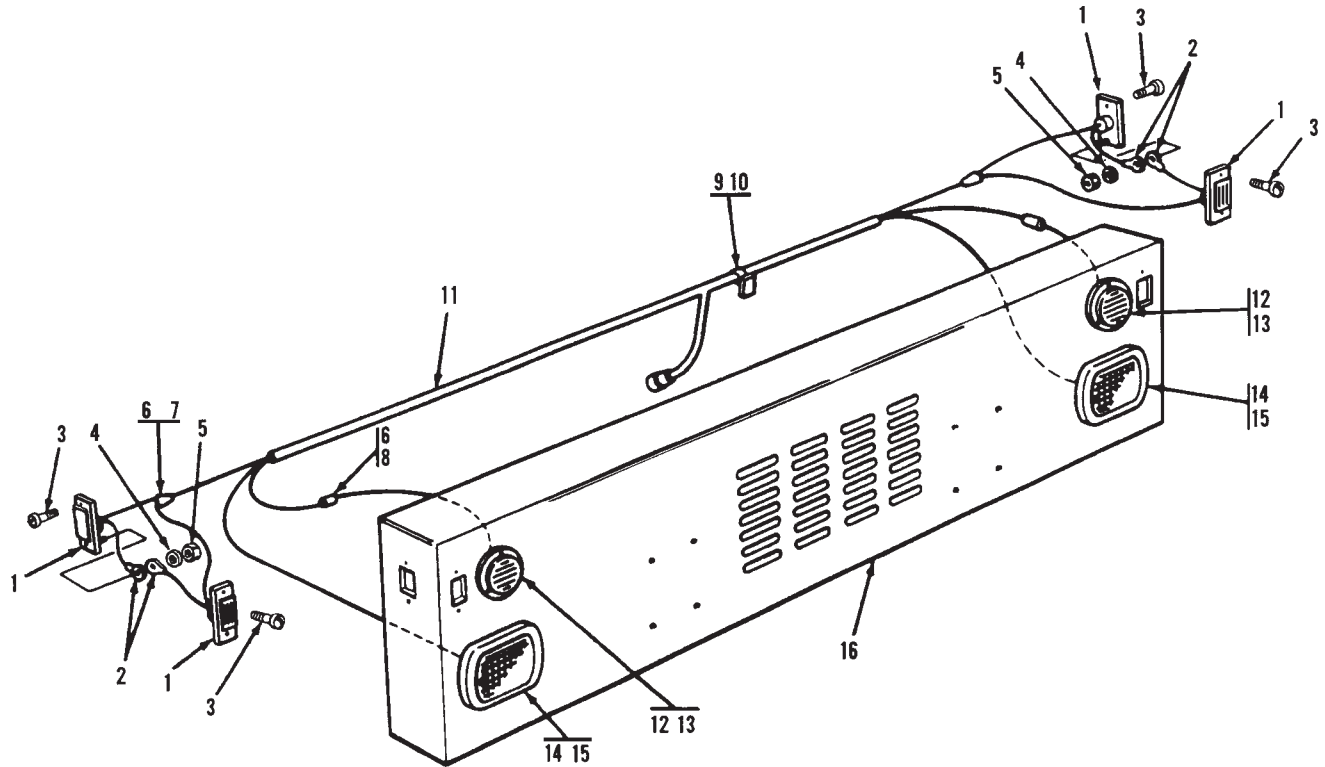
Item	Part No.	Qty.	Description Of Part	Item	Part No.	Qty.	Description Of Part
1	7738-5218	1	TAIL LIGHT HOUSING ASSY, L.H., (includes items 1 thru 16, 29, 32 & 34)	21	8369-1140	2	CAP PLUG
	7738-5219	1	TAIL LIGHT HOUSING ASSY, R.H., (includes items 1 thru 16, 29, 32 & 34)	22	8368-6148	8	REAR FENDER WELDMENT
		1	TAIL LIGHT HOUSING L.H.	23	8850-1610	2	HEX NUT, #8-32
		1	TAIL LIGHT HOUSING R.H., (not shown)	24	8855-1006	2	LOCKWASHER, #8
2	8830-2093	1	ROUND HEAD MACHINE SCREW, #10-24X3/4	*25	8027-3087	1	TRAVEL ALARM
3	8668-3449	4	CLEARANCE LIGHT ASSY, RED	26	8688-3260	1	RING TERMINAL
4	9002-7316	9	SELF TAPPING SCREW, #10-24X3/4	27	8348-1633	1	IDENTIFICATION BAR LIGHT ASSY
5	8850-1612	1	HEX NUT, #10-24	28	8830-1075	2	ROUND HD MACHINE SCREW, #8-32X1
6	8668-3448	2	BACK-UP LIGHT ASSY	29	8668-3122	1	TIE-STRAP, (when connecting wires to a 4-way connector, stagger butt connectors every 1")
7	8668-3447	2	STOP LIGHT & TURN SIGNAL LIGHT ASSY	30	8698-3113	2	BUTT CONNECTOR
8	8698-3188	8	RING TERMINAL, #10	31	8668-3452	1	DISPLAY LIGHT ASSY
9	8668-3480	16	CONNECTOR	32		24"	PLASTIC LOOM
10	8348-3078	2	CONNECTOR	33	8068-6005	1	REAR FENDER SUPPORT
11		2	WIRE, 16 GA., 38" LONG, WHITE	34	8855-1007	6	LACKWASHER, #10
12		2	WIRE, 16 GA., 38" LONG, RED	35	8594-1016	2	SUPPORT CLAMP
13		2	WIRE, 16 GA., 38" LONG, GREEN	36	7714-3015	2	WHIZ-LOK NUT, 3/8-16
14		2	WIRE, 16 GA., 38" LONG, BROWN	37	8856-1104	2	FLAT WASHER, #8
15	8368-3258	2	GROMMET	38	8668-3122	9	TY-RAP
16	7738-3929	1	TAIL LIGHT HARNESS				NOTE: QUANTITIES SHOWN ARE FOR ONE TAIL LIGHT HOUSING ASSY.
17	7714-3006	12	WHIZ-LOK NUT, 5/16-18				ONLY ITEMS WITH PART NUMBERS ARE AVAILABLE FOR SERVICE.
18	7714-3003	12	WHIZ-LOK SCREW, 5/16-18X5/8				
19	8098-3137	1	CHASSIS WIRING HARNESS				
20	8485-1150	3	SUPPORT CLAMP				

* - Changed the part number on item 25.



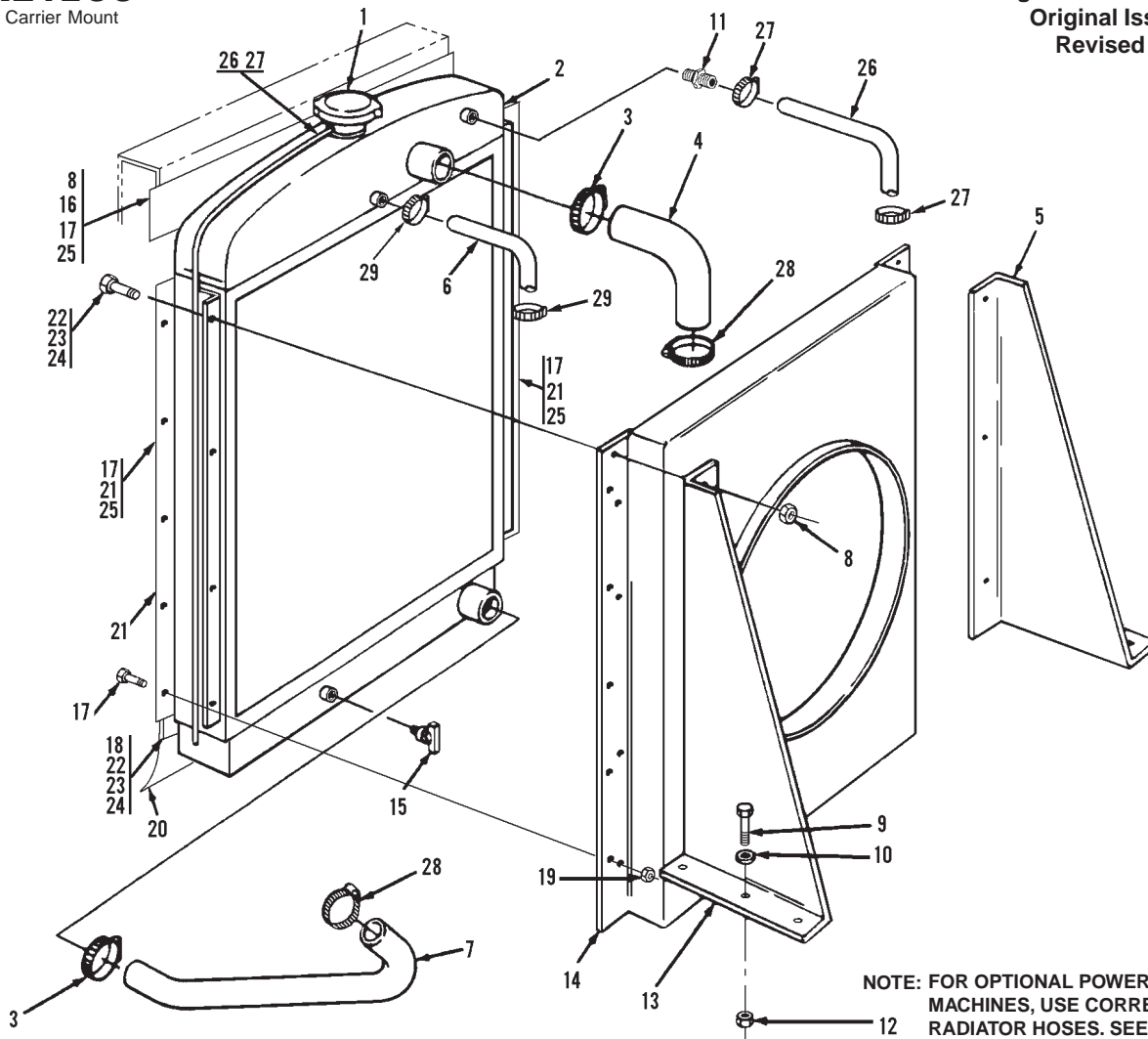
Item	Part No.	Qty.	Description Of Part	Item	Part No.	Qty.	Description Of Part
	8068-5117	1	TAIL LIGHT HOUSING ASSY, L.H., (includes items 1, 2, 3, 4, 5 & 21 thru 27)	18	8852-1605	2	HEX LOCKNUT, #10-24
	8068-5118	1	TAIL LIGHT HOUSING ASSY, R.H., (includes items 1, 2, 3, 4, 5 & 21 thru 27)	19	8856-1105	2	FLAT WASHER, #10
1	8068-1247	1	TAIL LIGHT HOUSING L.H.	20	8594-1016	1	SUPPORT CLAMP
	8068-1248	1	TAIL LIGHT HOUSING R.H., (not shown)	21	8830-2093	1	ROUND HD MACHINE SCREW, #10-24X3/4
2	7738-3952	1	LIGHT GROMMET	22	8855-1007	1	LOCKWASHER, #10
3	7738-3935	1	RED CLEARANCE LIGHT	23	8850-1612	1	HEX NUT, #10-24
4	7738-3856	1	STOP, TAIL & TURN LIGHT ASSY	24	8698-3188	4	RING TERMINAL
5	7738-3857	1	BACK-UP LIGHT	25	8668-3480	4	CONNECTOR
6	9140-3420	1	TRAVEL ALARM	26	8368-3258	1	GROMMET
7	8820-1007	2	HEX HD CAPSCREW, 1/4-20X1-1/2	27	7738-3929	1	TAIL LIGHT HARNESS
8	8850-1004	2	HEX NUT, 1/4-20	28	8594-1017	1	SUPPORT CLAMP
9	8856-1002	2	FLAT WASHER, 1/4	29	7714-3003	3	WHIZ-LOK SCREW, 5/16-18X5/8
10	8068-3251	1	REAR ID LIGHT, (starting serial number G14129)	30	7714-3006	6	WHIZ-LOK NUT, 5/16-18
11	8830-1075	2	ROUND HDMACHINE SCREW, #8-32X1	31	7714-3004	3	WHIZ-LOK BOLT, 5/16-18X1-1/4
12	8850-1610	2	HEX NUT, #8-32	32	8369-1140	1	CAP PLUG
13	8855-1006	2	LOCKWASHER, #8	*33	8096-3058	1	WEATHER PACK SHROUD, (2-wire)
14	8856-1104	2	FLAT WASHER, #8	*34	8096-3065	2	WIRE SEAL, (18 ga.)
15	8668-3122	9	TIE WRAP	*35	8096-3069	2	MALE PIN
16	8068-3226	1	LICENSE PLATE LIGHT				NOTE: QUANTITIES SHOWN ARE FOR ONE TAIL LIGHT HOUSING ASSY.
*17	8830-1093	2	ROUND HD MACHINE SCREW, #10-24X3/4				ONLY ITEMS WITH PART NUMBERS ARE AVAILABLE FOR SERVICE.

* - Changed description on item 17; added items 33, 34 & 35.



Item	Part No.	Qty.	Description Of Part
1	8668-3450	4	CLEARANCE LIGHT
2	8698-3188	4	RING TERMINAL, 3/16
3	9002-7316	8	DRILL & TAP SCREW, #10
4	8855-1007	2	LOCKWASHER, #10
5	8850-1612	2	HEX NUT, #10-24
6	8698-3193	6	BULLET TERMINAL
7	2460-1589	2	THREE-WAY CONNECTOR
8	2460-1587	2	CONNECTOR
9	7714-3006	4	WHIZ-LOK NUT, 5/16-18
10	8594-1016	4	SUPPORT CLAMP
11	8098-3140	1	BUMPER WIRE HARNESS
*12	8698-3219	2	AMBER TURN SIGNAL
13	9002-7316	6	DRILL & TAP SCREW, #10
14	8368-3082	2	HEADLAMP
15	9002-7319	8	DRILL & TAP SCREW, 1/4
16		Ref	BUMPER WELDMENT, (see page UN2-6 for details)

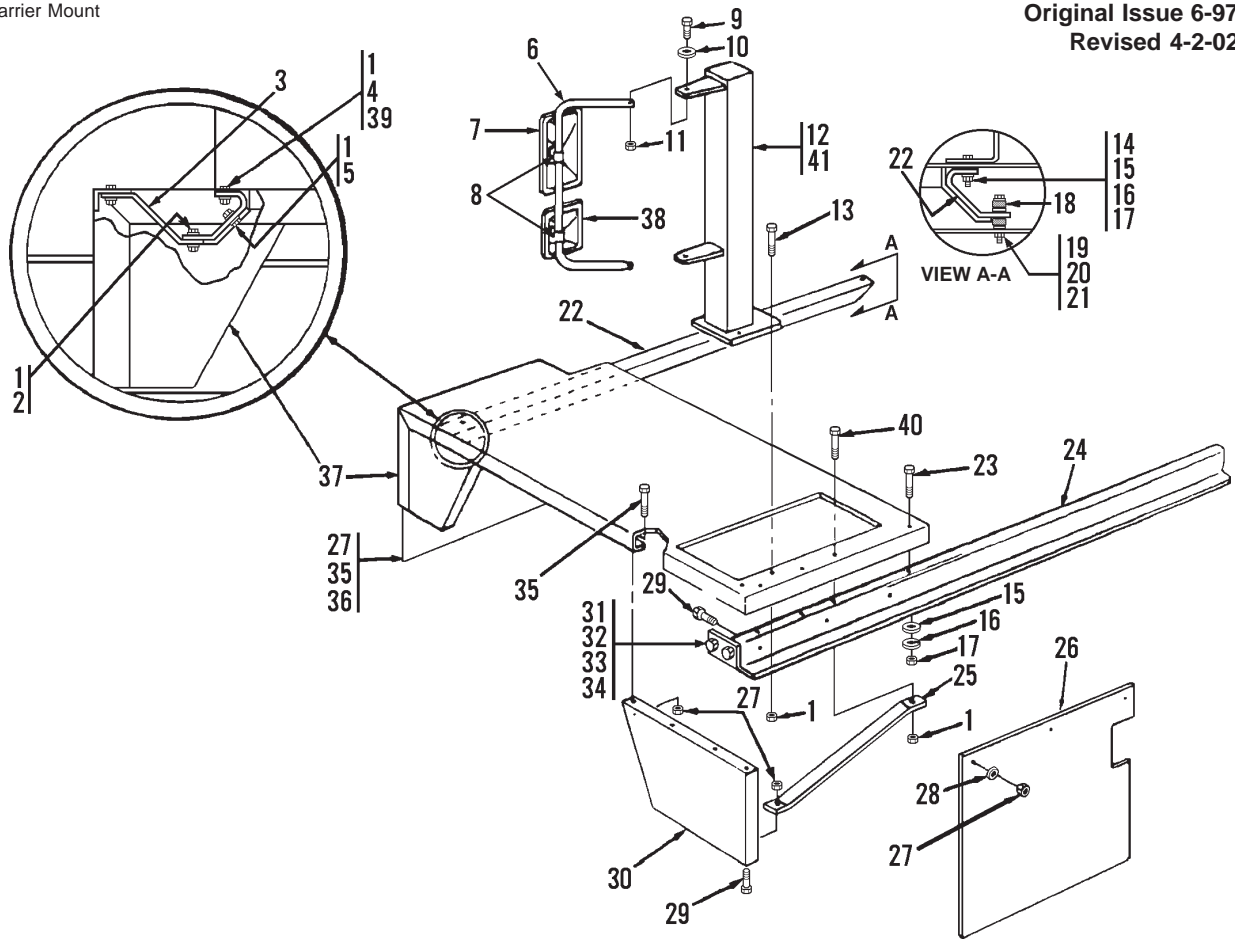
* - Changed description on item 12.
 GP



NOTE: FOR OPTIONAL POWER UNIT MACHINES, USE CORRECT RADIATOR HOSES. SEE ITEMS 30 & 31.

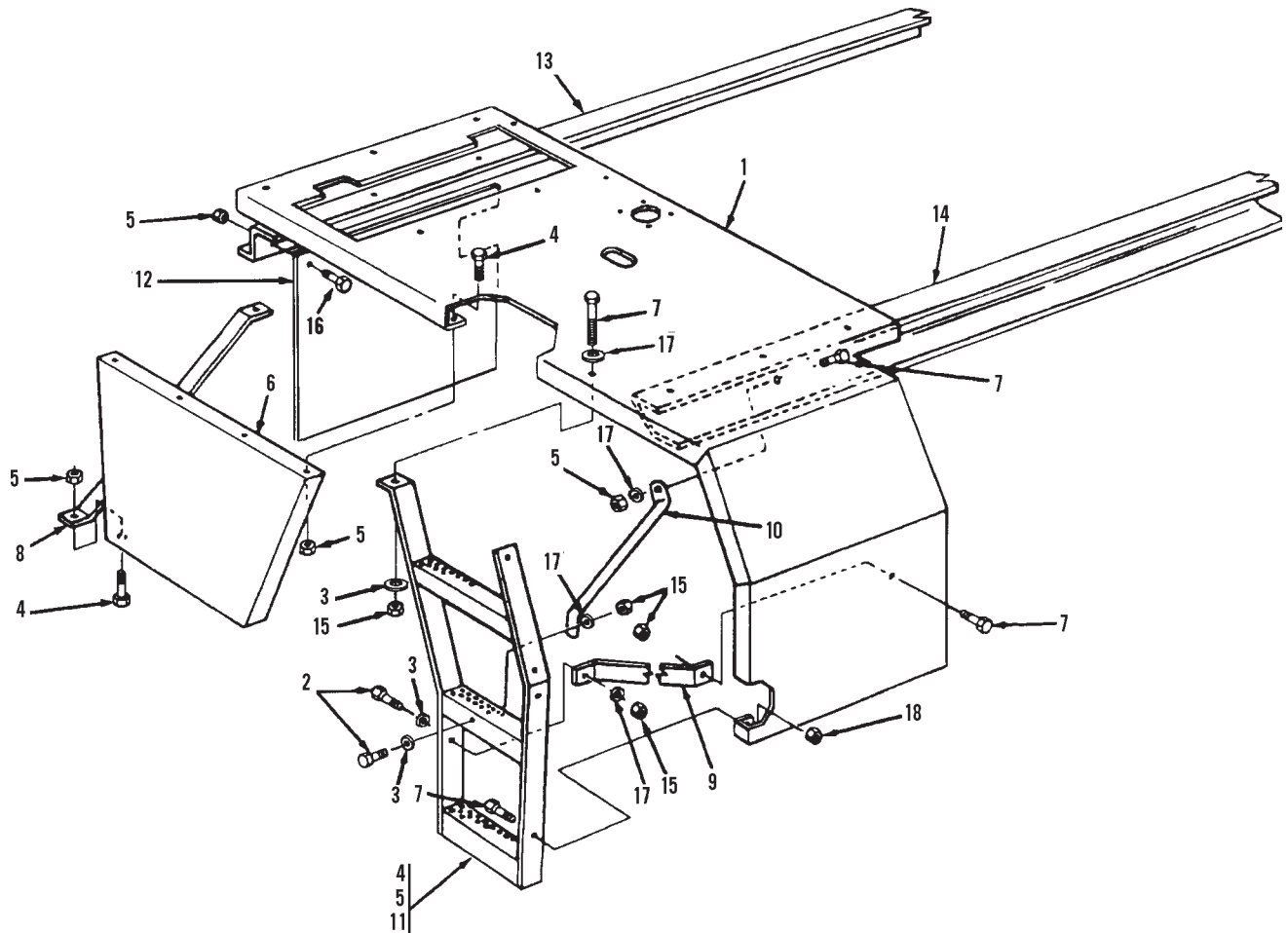
Item	Part No.	Qty.	Description Of Part	Item	Part No.	Qty.	Description Of Part
1	9114-4008	1	RADIATOR CAP, (7PSI)	17	8820-1003	17	HEX HD CAPSCREW, 1/4-20X3/4, GR5
2	8068-3085	1	RADIATOR, (includes item 1)	18	8068-1041	1	FLAP SUPPORT
3	7738-3668	2	HOSE CLAMP	19	7714-3013	11	WHIZ-LOK NUT, 1/4-20
4	8068-3087	1	TOP RADIATOR HOSE, (STD.)	20	8068-3008	1	BOTTOM FLAP
	8068-3011	1	TOP RADIATOR HOSE, (OPT.), (requires qty 2 of item 3)	21	8068-3009	2	SIDE FLAP
5	8068-1038	1	RADIATOR MOUNT. R.H.	22	8820-1033	16	HEX HD CAPSCREW, 3/8-16X3/4, GR5
6	8098-3144	1	HEATER HOSE, 3/4 I.D.X36"	23	8855-1011	16	LOCKWASHER, 3/8
7	8068-3088	1	BOTTOM RADIATOR HOSE, (STD.)	24	8856-1004	16	FLAT WASHER, 3/8
8	8068-3010	1	TOP FLAP	25	8856-1002	21	FLAT WASHER, 1/4
9	8820-1036	6	HEX HD CAPSCREW, 3/8-16X1/4, GR5	26		60"	HOSE 5/16" I.D.
10	8856-1004	6	FLAT WASHER, 3/8	27	8348-3497	4	HOSE CLAMP
11	9002-8674	1	PUSH-LOK FITTING, 1/4"	28	8368-3783	2	HOSE CLAMP
12	7714-3015	6	WHIZ-LOK NUT, 3/8-16	29	8667-1187	2	HOSE CLAMP
13	8068-1039	1	RADIATOR MOUNT, L.H.	30	8068-1105	1	RADIATOR TUBE, (OPT.), (not shown; requires qty 1 of item 28)
14	8068-1145	1	FAN SHROUD, (STD.)	31	8068-3012	1	BOTTOM RADIATOR HOSE, (OPT.), (not shown; requires qty 2 of item 28)
	8068-1040	1	FAN SHROUD, (OPT.)				
15	8452-1056	1	DRAIN VALVE				
16	8830-1311	4	FLAT HD MACHINE SCREW, 1/4-20X1, GR8				

* - Revised illustration and parts list.

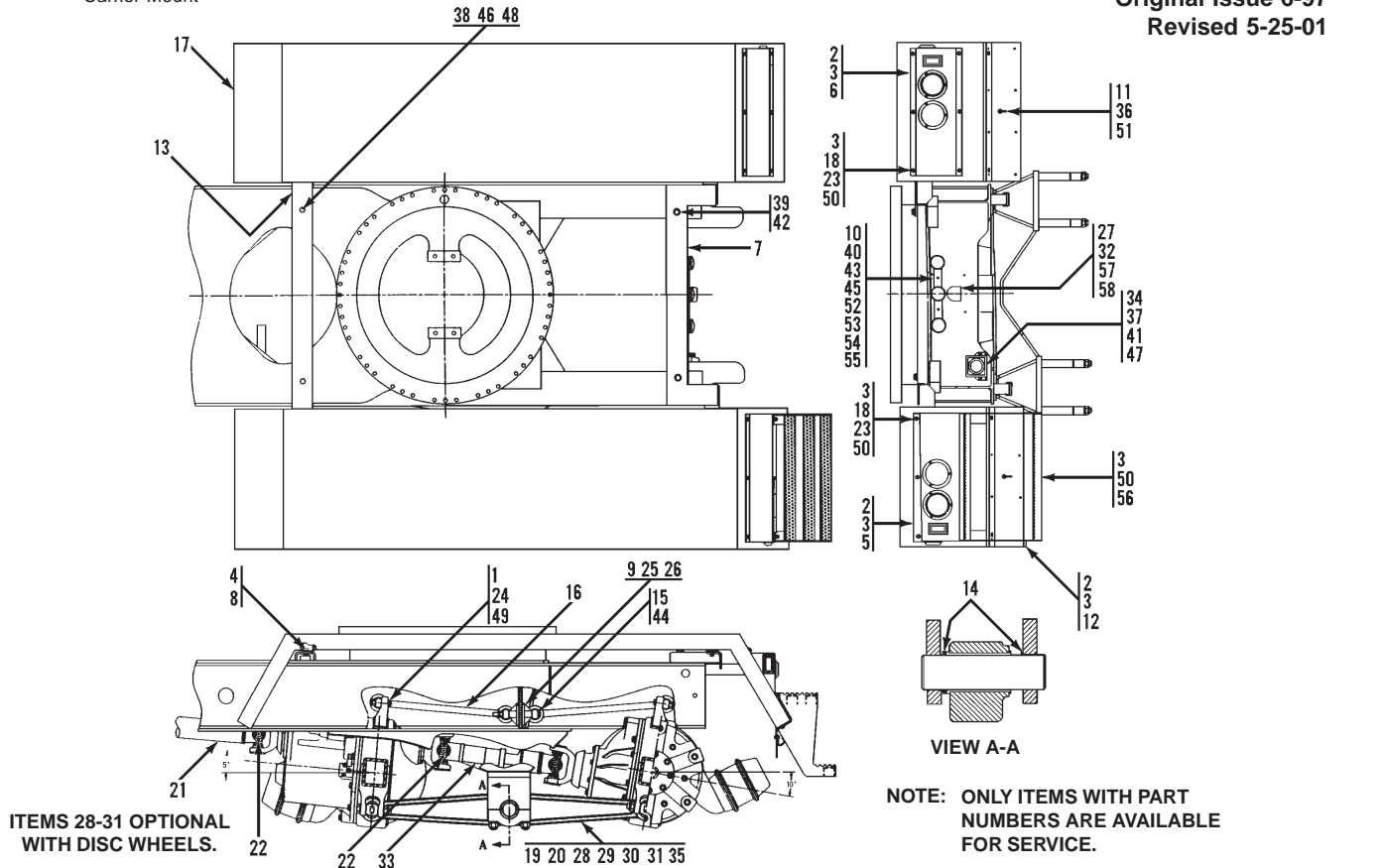


Item	Part No.	Qty.	Description Of Part	Item	Part No.	Qty.	Description Of Part
*1	7714-3015	11	WHIZ-LOK NUT, 3/8-16	*20	7738-1205	3	WASHER
2	8841-1063	4	CARRIAGE BOLT, 3/8-16X1-1/4	21	8852-1210	2	LOCKNUT, 5/8-11
3	8368-1856	1	BRACE	22	8068-6034	1	REAR SUPPORT, (see also page UN7-1)
4	8841-1064	3	CARRIAGE BOLT, 3/8-16X1-1/2	23	8841-1062	2	CARRIAGE BOLT, 3/8-16X1
5	8097-3025	2	WHIZ-LOK BOLT, 3/8-16X1	24	8068-1037	1	FRONT SUPPORT, (see also page UN7-1)
6	8368-3545	1	MIRROR SET, (includes mounting hardware & items 7 & 38; each mirror set includes two mirror assemblies, one R.H. and one L.H., see page UN7-9 for the opposite side)	25	8368-1772	1	FENDER INSERT BRACE
*7	8368-3290	1	MIRROR, FLAT, (includes item 8)	26	7738-3246	1	RUBBER FLAP
8	8368-7062	2	MIRROR CLAMP KIT, (includes hardware)	27	7714-3006	12	WHIZ-LOK NUT, 5/16-18
9	8820-1035	2	HEX HD CAPSCREW, 3/8-16X1, GR5	28	8856-1108	3	WASHER, 5/16
10	8856-1109	2	FLAT WASHER, 3/8	*29	7714-3004	4	WHIZ-LOK CAPSCREW, 5/16-18X1-1/4
11	8852-1206	2	HEX NUT, 3/8-16	30	8368-1749	1	FENDER PANEL INSERT
12	8368-6169	1	MIRROR POST WELDMENT	31	8368-6180	1	CORNER BRACKET WELDMENT
13	8820-1037	4	HEX HD CAPSCREW, 3/8-16X1-1/2, GR5	32	7714-3014	4	WHIZ-LOK NUT, 1/2-13
14	8820-1036	11	HEX HD CAPSCREW, 3/8-16X1-1/4, GR5	33	8820-1068	2	HEX HD CAPSCREW, 1/2-13X2, GR5
*15	8856-1004	12	PLAIN WASHER	34	8841-1113	2	CARRIAGE BOLT, 1/2-13X1-1/2
*16	8855-1011	12	LOCKWASHER, 3/8	35	7714-3003	8	WHIZ-LOK CAPSCREW, 5/16-18X5/8
*17	8850-1006	12	HEX NUT, 3/8-16	36	8098-1077	1	MOUNTING BAR
18	8688-1227	2	SHOCK MOUNT	37	8368-6159	1	R.H. FRONT FENDER
19	8820-1106	2	HEX HD CAPSCREW, 5/8-11X4-1/2	38	8368-3291	1	MIRROR, CONVEX, (includes item 8)
				*39	8038-1427	AR	SHIM
				*40	8841-1038	1	ROUND HD CARRIAGE BOLT, 5/16-18X1-1/4
				*41	8068-1231	AR	MIRROR POST SHIM

* - Revised illustration; changed quantity on items 1, 15, 16, 17 & 29; changed part numbers on items 7 & 20; added items 39, 40 & 41.

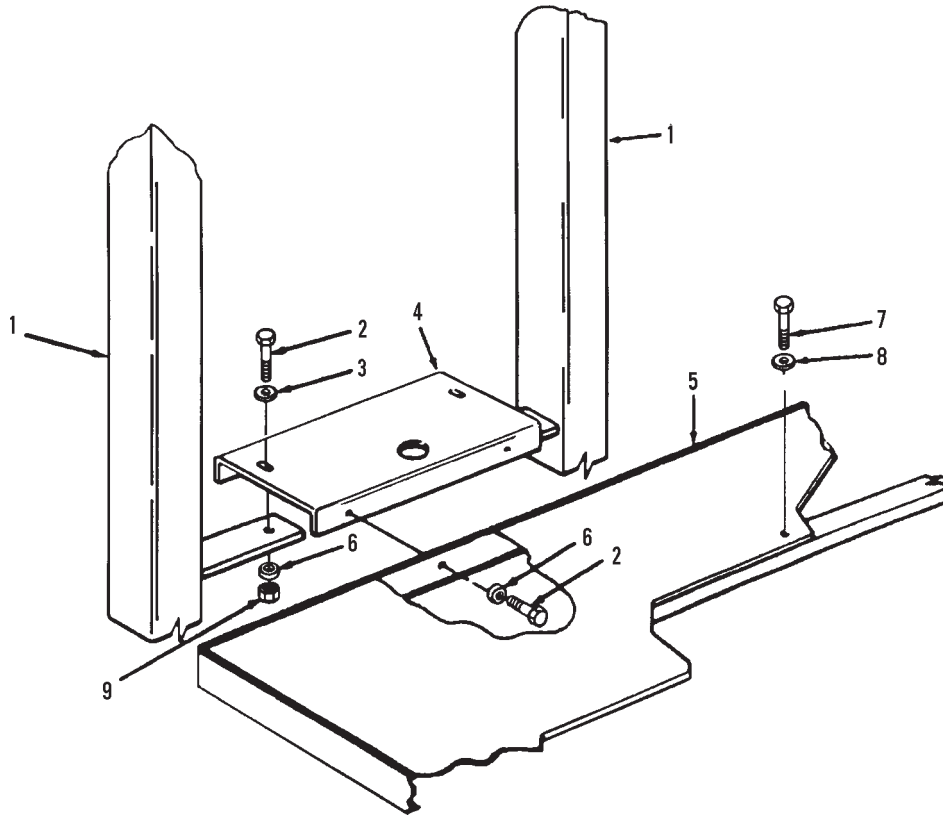


Item	Part No.	Qty.	Description Of Part
1	8368-6158	1	FRONT FENDER, L.H.
2	8841-1063	1	CARRIAGE BOLT, 3/8-16X1-1/4
3	8855-1011	1	LOCKWASHER, 3/8
4	7714-3003	7	WHIZ-LOK SCREW, 5/16-18X5/8
5	7714-3006	11	WHIZ-LOK NUT, 5/16-18
6	8368-1713	1	FENDER INSERT
7	8841-1062	8	ROUND HD CARRIAGE BOLT, 3/8-16X1
8	8368-1772	1	FENDER INSERT BRACE
9	8368-1721	1	ANGLE BRACE
10	8368-3487	1	STEP BRACE
11	8368-6155	1	STEP WELDMENT
12	7738-3246	1	RUBBER FLAP
13		Ref	FRONT SUPPORT, (see page UN2-10 for details)
14		Ref	REAR SUPPORT, (see page UN2-10 for details)
15	8850-1006	1	HEX NUT, 3/8-16
16	7714-3004	7	WHIZ-LOK SCREW, 5/16-18X5/8
17	8856-1004	1	FLATWASHER, 3/8
18	7714-3015	8	WHIZ-LOK NUT, 3/8-16
19	8856-1108	3	FLAT WASHER

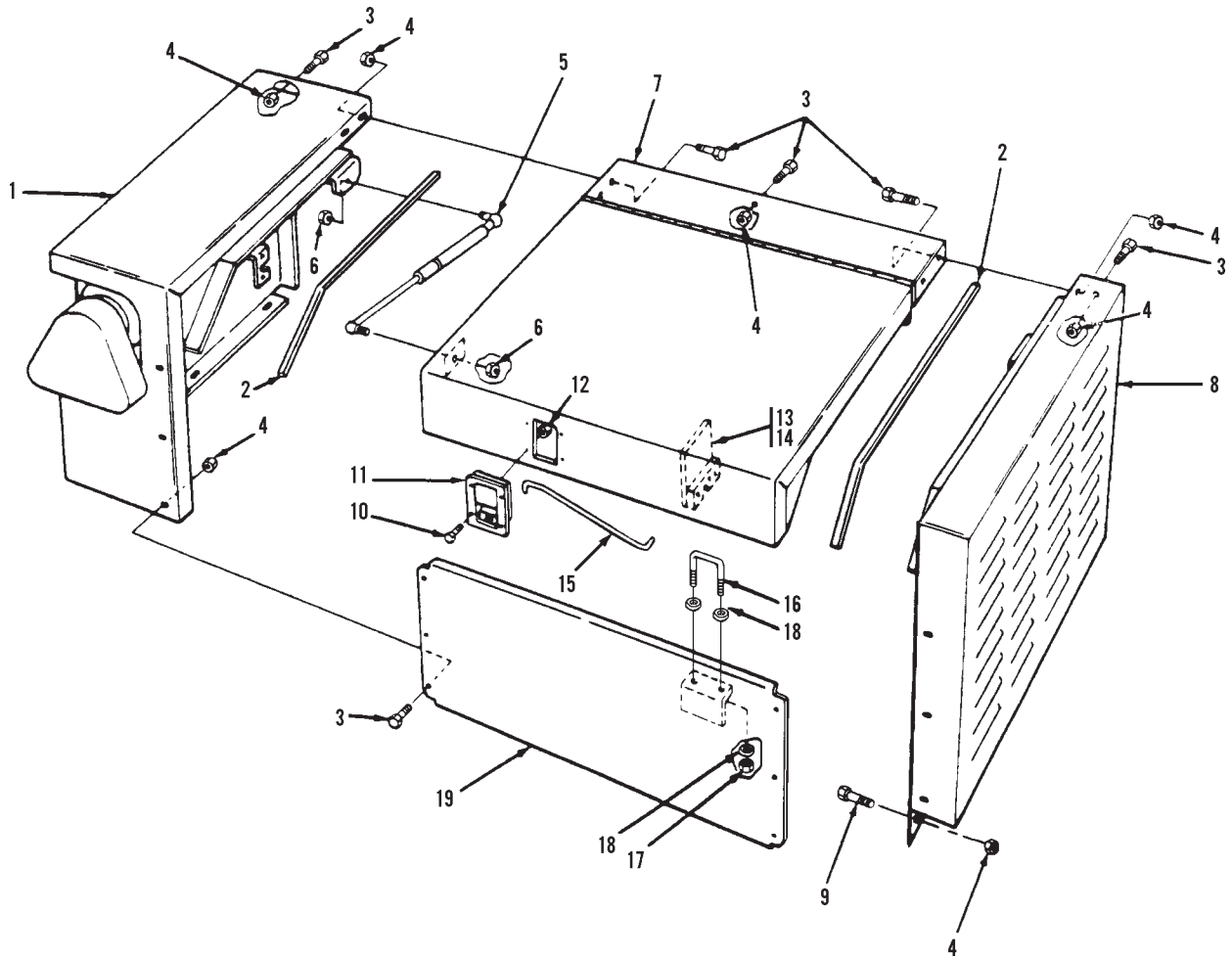


Item	Part No.	Qty.	Description Of Part	Item	Part No.	Qty.	Description Of Part
1	2460-1563	4	FLEXLOK NUT, 5/8-11	*32	8856-1105	2	FLAT WASHER #10
2	7714-3003	14	WHIZ-LOK SCREW, 5/16-18X5/8	33		Ref	DRIVE SHAFT, (see page UN3-18 for details)
3	7714-3006	20	WHIZ-LOK NUT, 5/16-18	34	9140-3420	1	TRAVEL ALARM
4	7714-3015	12	WHIZ-LOK NUT, 3/8-16	35		AR	GEAR LUBE, (GRADE 90)
5	7738-5218	1	LIGHT HOUSING, L.H.	36	8820-1005	2	HEX HD CAPSCREW, 1/4-20X1, GR5
6	7738-5219	1	LIGHT HOUSING, R.H.	37	8820-1007	2	HEX HD CAPSCREW, 1/4-20X1-1/2, GR5
7	8068-6005	1	REAR FENDER SUPPORT	38	8820-1096	2	HEX HD CAPSCREW, 5/8-11X1-3/4, GR5
8	8097-3025	12	WHIZ-LOK SCREW, 3/8-16X1	39	8820-1104	2	HEX HD CAPSCREW, 5/8-11X3-3/4, GR5
9	8348-1177	2	TORQUE ROD BRACKET	40	8830-1057	4	MACHINE SCREW, #8-32X1
10	7738-3922	1	LIGHT BAR	41	8850-1004	2	HEX NUT, 1/4-20
11	8348-3597	2	CLOSE LINK	42	8852-1210	2	HEX NUT, 5/8-11
12	8368-1512	2	MOUNTING BAR	43	8850-1608	5	MACHINE NUT, #8-32
	8368-1513	2	MOUNTING BAR, (6X6)	44	8852-1110	2	HEX LOCKNUT, 5/8-18
13	8368-1835	1	FORWARD BRACE	45	8855-1005	5	LOCKWASHER, #8
14	8368-3114	6	THRUST WASHER	46	8855-1015	2	LOCKWASHER, 5/8
15	8368-3185	2	HEX HD CAPSCREW, 5/8-11X9-1/2	47	8856-1002	2	FLATWASHER, 1/4
16	8368-3451	2	TORQUE ROD	48	8856-1008	2	FLATWASHER, 5/8
	8698-3474	1	TORQUE ROD, (6X6)	49	8856-1113	4	FLATWASHER, 5/8
17	8368-6148	2	REAR FENDER WELDMENT	50	7714-3004	6	WHIZ-LOK BOLT, 5/16-18X1-1/4
18	8369-1140	2	CAP PLUG	51	7714-3013	2	WHIZ-LOK NUT, 5/16-18
19		Ref	REAR AXLE ASSY, (SPOKE)	52	8594-1016	2	SUPPORT CLAMP
20		Ref	REAR AXLE ASSY, (DISC)	53	8856-1103	4	FLATWASHER, #8
21		Ref	DRIVE SHAFT, (see page UN 3-18 for details)	54	8668-3122	9	TY-RAP
22	8068-3031	16	SELF-LOCKING BOLT, 3/8-24	55	7716-3105	1	BULLET CONNECTOR
23	8594-1017	2	SUPPORT CLAMP	56	8068-6050	1	REAR STEP
24	8664-1154	4	HEX HD CAPSCREW, 5/8-11X3-1/2	*57	8830-1093	2	ROUND HD MACHINE SCREW #10-24 X3/4
25	8668-3061	2	SPACER, 1/8	*58	8852-1605	2	HEX LOCKNUT, #10-24
26	8668-3062	2	SPACER, 1/4				
27	8668-3452	1	LICENSE PLATE LIGHT				
28	8688-1217	20	INNER L.H. LUG NUT				
29	8688-1218	20	INNER R.H. LUG NUT				
30	8688-1220	20	OUTER L.H. LUG NUT				
31	8688-1221	20	OUTER R.H. LUG NUT				

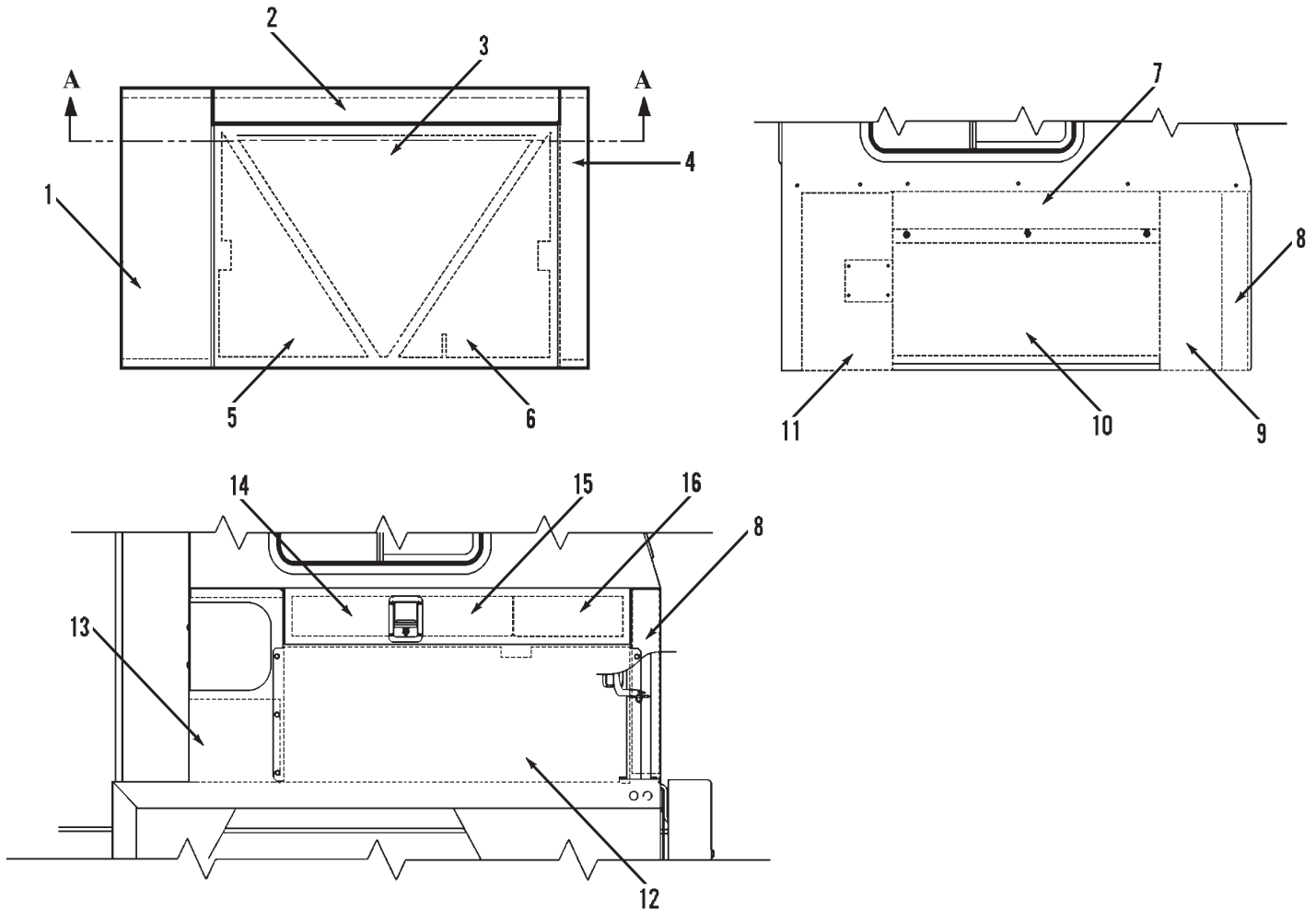
* -Changed part number on items 32, 57 & 58.



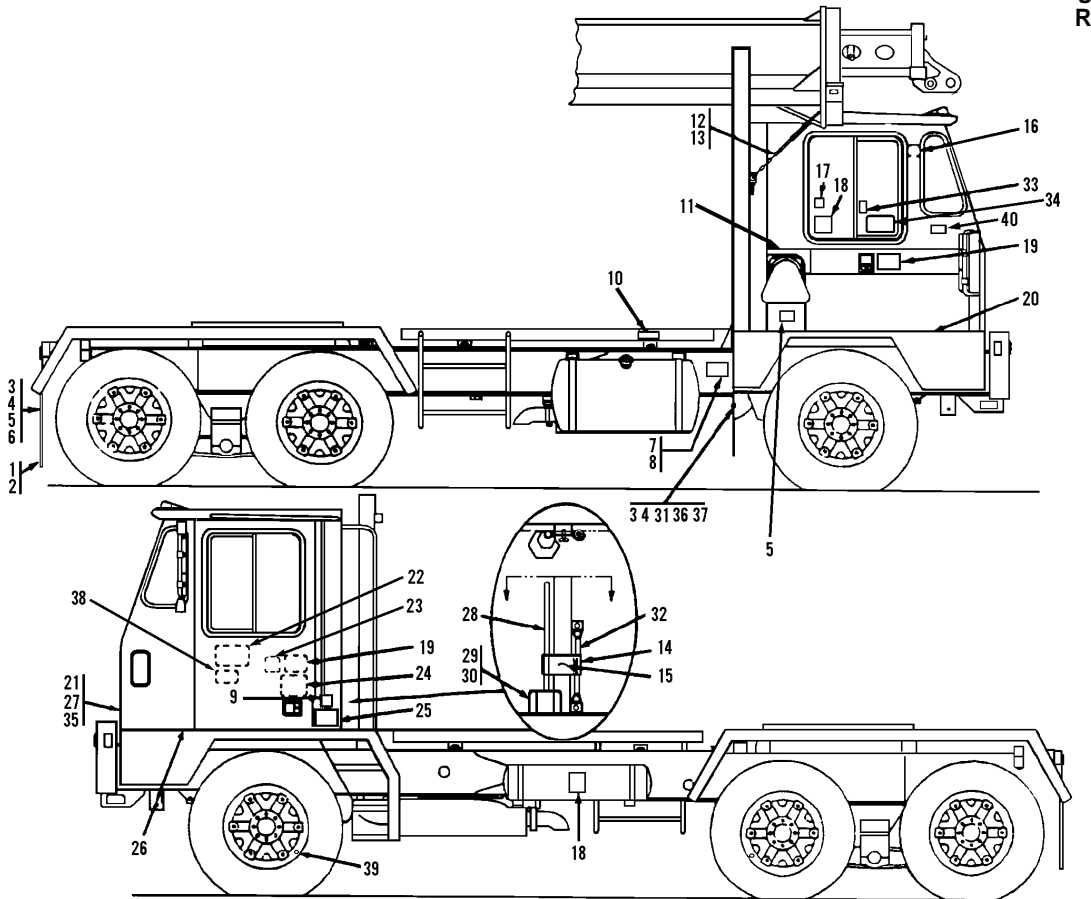
Item	Part No.	Qty.	Description Of Part
1		Ref	BOOM REST WELDMENT, (see page UN2-6 for details)
2	8820-1037	4	HEX HD CAPSCREW, 3/8-16X1-1/4 GR5
3	8856-1109	2	FLATWASHER, 1/2
4	8068-1134	1	TRANSMISSION COVER
5	8068-6069	1	CHASSIS DECK WELDMENT
6	8855-1011	4	LOCKWASHER, 3/8
7	8320-1006	6	HEX HD CAPSCREW, 3/4-10X2, GR8
8	8068-1211	6	WASHER, 5/8
9	8850-1006	2	HEX NUT, 3/8-16



Item	Part No.	Qty.	Description Of Part	Item	Part No.	Qty.	Description Of Part
1	8068-6010	1	REAR ENGINE COVER	11	8366-3187	1	OUTSIDE LATCH W/KEY
2	8368-3540	1	TRIM SEAL, 98" LONG	12	8852-1604	4	HEX LOCKNUT, #8-32
3	7714-3003	20	WHIZ-LOK SCREW, 5/16-18X5/8	13	7738-3446	1	ROTARY LATCH
4	7714-3006	32	WHIZ-LOK NUT, 5/16-18	14	8320-1111	3	HEX HD CAPSCREW, 5/16-18X1-1/2, GR8
5	8368-3539	2	GAS LIFT ASSY	15	8368-3544	1	LATCH WIRE
6	8852-1205	4	HEX LOCKNUT, 5/16-18	16	8096-6022	1	U-BOLT
7	8068-6009	1	CHASSIS HOOD WELDMENT	17	8850-1006	4	HEX NUT, 3/8-16
8	8068-6008	1	RADIATOR COVER	18	8855-1011	2	LOCKWASHER, 3/8
9	7714-3004	12	WHIZ-LOK SCREW, 5/16-18X1-1/4	19	8068-6046	1	SIDE PANEL
10	8830-4925	4	ROUND HD MACHINE SCREW, #8-32X1/2				

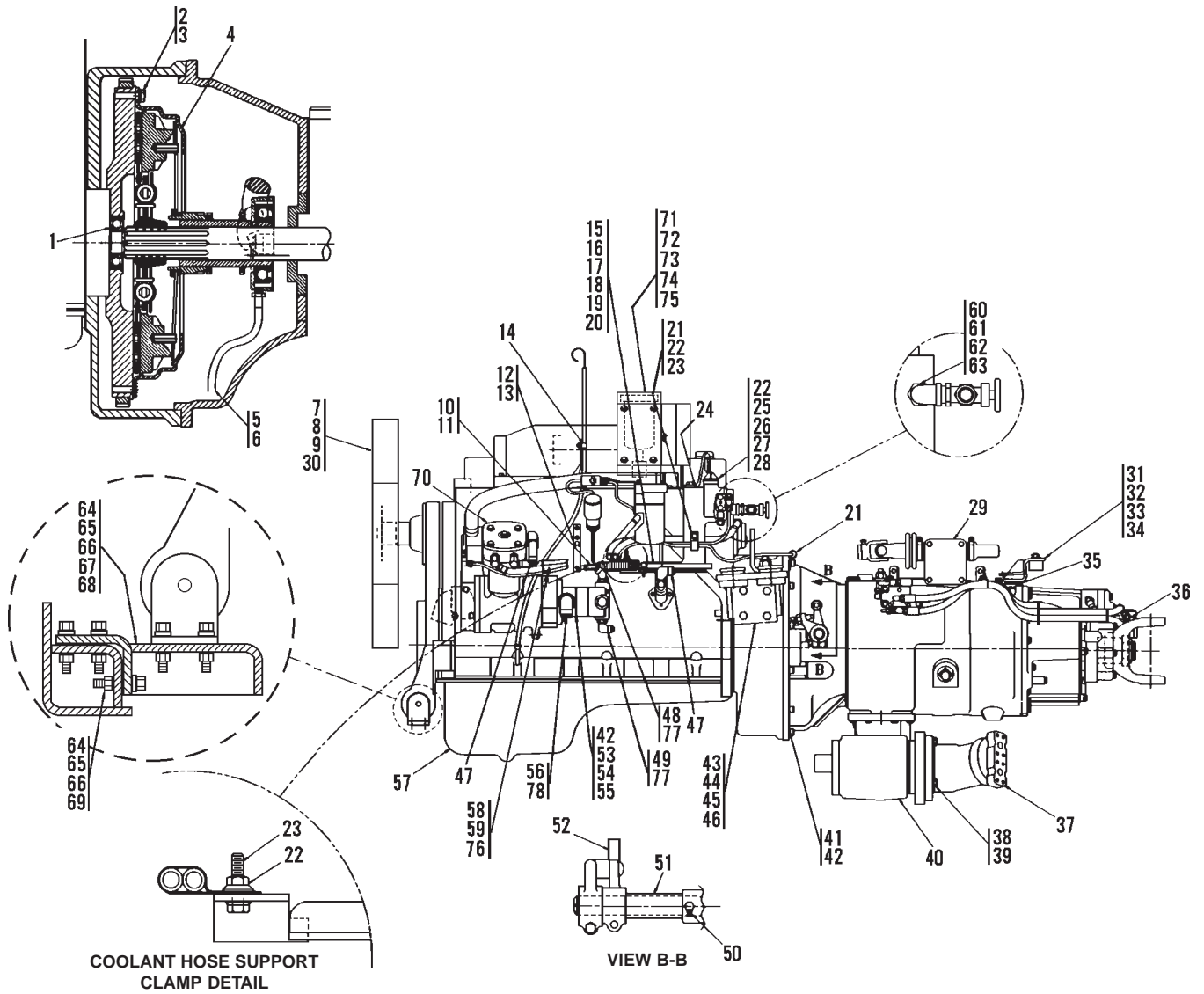


Item	Part No.	Qty.	Description Of Part
1	8395-3009	1	TOP REAR COVER PANEL
2	8395-3012	1	LEFT HOOD PANEL
3	8395-3013	1	HOOD CENTER PANEL
4	8395-3008	1	TOP GRILL PANEL
5	8395-3015	1	REAR HOOD PANEL
6	8395-3014	1	FRONT HOOD PANEL
7	8395-3004	1	TOP CAB PANEL
8	8395-3007	2	SIDE GRILL PANEL
9	8395-3003	1	FRONT CAB PANEL
10	8395-3005	1	COVER CAB PANEL
11	8395-3006	1	REAR CAB PANEL
12	8068-3103	1	RIGHT COVER PANEL
13	8395-3011	1	RIGHT REAR COVER PANEL
14	8395-3016	1	RIGHT REAR HOOD PANEL
15	8395-3017	1	RIGHT CENTER HOOD PANEL
16	8395-3018	1	RIGHT FRONT HOOD PANEL



Item	Part No.	Qty.	Description Of Part	Item	Part No.	Qty.	Description Of Part
	8068-5126	AR	DECAL KIT, (includes items 9, 10, 11, 17 thru 20, 22 thru 25, 27, 33, 34, 41 & designated items on page UP3-11)	20	7736-3358	1	INSTRUCTIONAL STICKER, (installed on side of battery box cover)
1	8368-3345	2	MUD FLAP	21	7714-3003	10	WHIZ-LOK BOLT, 5/16-18X5/8
2	8348-1009	3	BACK-UP BAR	22	8068-3167	1	REMOTE CONTROL LABEL, (inside door)
3	8820-1006	8	HEX HD CAPSCREW, 1/4-20X1-1/4, GR5	23	8098-3162	1	WARNING DECAL
4	8856-1002	8	FLAT WASHER, 1/4	24	8360-1011	1	ACCIDENT PREVENTION DECAL
5	8068-3123	1	AIR FILTER HOUSING LABEL	25	8060-3036	1	WARNING DECAL
6	8852-1204	8	HEX NUT, 1/4-20	26	8368-3580	1	FLOOR MAT
7	7720-3029	1	SERIAL PLATE	27	8090-3009	1	GRADALL DECAL, (indigo)
8	8834-1012	4	DRIVE SCREW, #4X5/16	8090-3010	1	GRADALL DECAL, (white)	
9	7733-3027	1	GRADALL U.S.A. DECAL	28	8368-3349	1	WRENCH HANDLE
10	7702-3008	1	DECAL	29	8698-3481	1	WRENCH
11	8060-3039	1	ACCIDENT PREVENTION DECAL	30	8668-3277	1	WRENCH
12	8368-3286	1	CHAIN, (27" long)	31	7733-3307	1	MUD FLAP
13	8562-1047	1	TURNBUCKLE	32	8668-3279	1	WRENCH, (Budd wheels only)
14	8395-1005	1	TOOL RETAINER	8668-3278	1	WRENCH, (Dayton wheels only)	
15	9002-7245	1	WING NUT	33	8395-3002	1	BRAKE CLUTCH DECAL
16		1	TRANSMISSION DECAL, (supplied with transmission)	34	8068-3091	1	SHIFT LABEL
17	8060-3025	1	CAUTION DECAL	35	8368-1785	1	COVER PLATE
18	8688-1792	2	WELDING DECAL	36	8820-1005	4	HEX HD CAPSCREW, 1/4-20X1, GR5
19	8060-3038	2	WARNING DECAL	37	7714-3013	4	WHIZ-LOK NUT, 1/4-20
				*38	7738-3675	1	DIFFERENTIAL LOCK DECAL
				39	8540-3068	2	VALVE STEM EXTENSION, 3"
				40	8068-3127	1	THROTTLE STOP DECAL

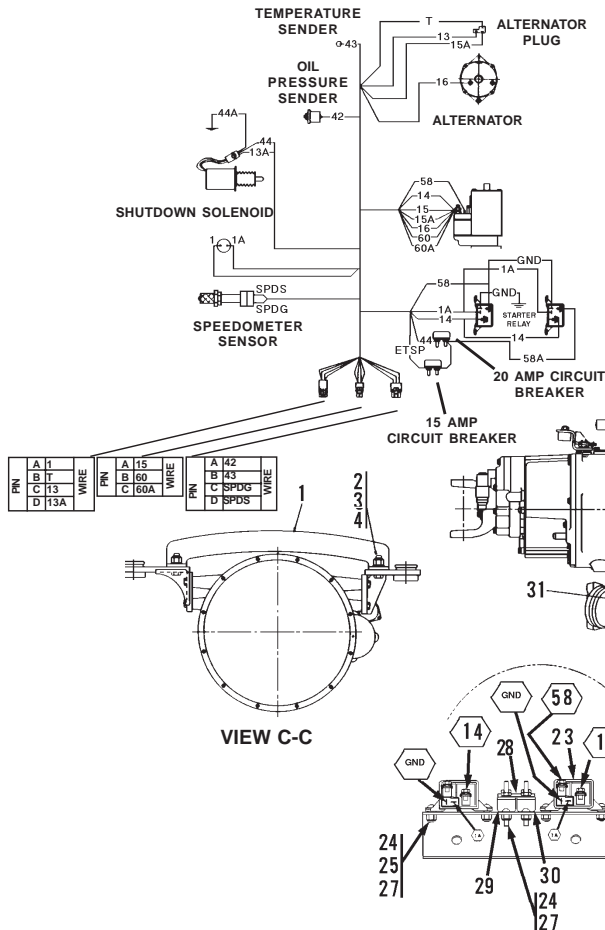
* - Changed part number on item 38; removed item 41.



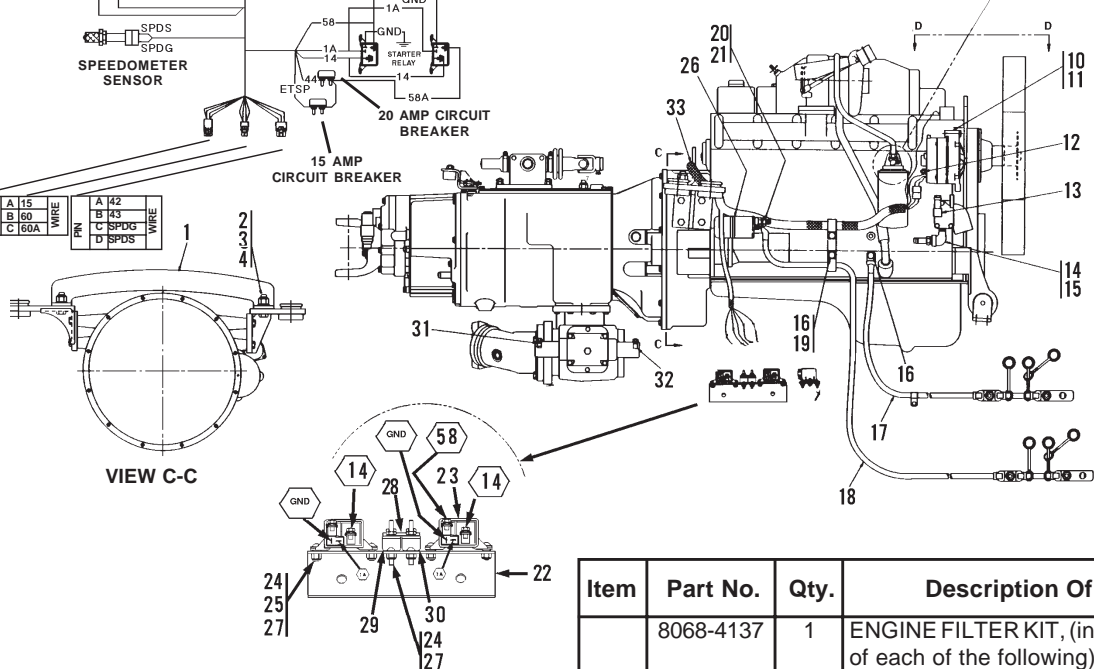
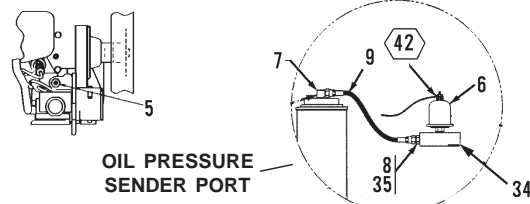
Item	Part No.	Qty.	Description Of Part	Item	Part No.	Qty.	Description Of Part
	8068-5055	1	POWER UNIT ASSEMBLY, (includes all items on page UN3-1 & UN3-2 except items 64 thru 75)	42	8319-1013	14	LOCKWASHER, M10
1	8810-1121	1	BEARING	43	8068-6042	1	R.H. ENGINE MOUNT
2	8320-1115	8	HEX HD CAPSCREW, 3/8-16X1-1/4, GR5	44	8068-6041	1	L.H. ENGINE MOUNT
3	8855-1011	8	LOCKWASHER, 3/8	45	8668-3017	4	LORD MOUNT
4		Ref	CLUTCH ASSY, (see page UN3-3 for details)	46	8319-1032	8	HEX HD CAPSCREW, M12X1.75-35
5	8471-6899	1	HOSE ASSY	47	8068-3216	1	ELBOW, 90 DEGREES, 3/4X7/8
6	8867-1001	1	LUBE FITTING, STRAIGHT, 1/8	48	8866-2419	1	ELBOW, 45 DEGREES, (includes item 77)
7	8368-3515	1	FAN	49	8866-2330	1	ELBOW, 90 DEGREES, (includes item 77)
8	8856-1108	4	FLAT WASHER, 5/16	50	8867-1022	3	LUBE FITTING, 90 DEGREES, 1/8
9	8319-1054	4	HEX HD CAPSCREW, M8X1.25-100	51	8368-1688	1	SPACER TUBE
10	8368-3246	1	BALL JOINT	52	8668-3317	1	LEVER
11	8850-1304	1	HEX NUT, 1/4-28	53		Ref	POWER STEERING PUMP ASSY, (see page UN8-5 for details)
12	8098-1252	1	THROTTLE LEVER	54	8667-1112	1	GASKET
13	8319-1035	2	SOCKET HD CAPSCREW, M6X1.0-16	55	8319-1027	2	HEX HD CAPSCREW, M10-1.5X 35, GR5
14	8594-1016	1	SUPPORT CLAMP	56	8866-2333	1	ELBOW, 90 DEGREES, (includes item 78)
15	8830-2094	2	ROUND HD MACHINE SCREW, #10-24X7/8	57	8068-3084	1	CUMMINS ENGINE, (starting serial number G04514 thru GO4942)
16	8855-1007	2	LOCKWASHER, #10		8068-3215	1	CUMMINS ENGINE, (starting serial number G04943)
17	8850-1612	2	HEX NUT, #10-24	58		36"	NYLON HOSE, 1/4
18	8368-3553	1	ACCELERATOR CABLE	59	8688-1273	1	TUBE FITTING, 1/8X1/4 TUBE
19	8688-1250	1	SHIM	60	8871-1386	1	REDUCING BUSHING, 3/4X1/2
20	8368-3245	1	CABLE CLAMP	61	8689-3833	1	BRASS STREET ELBOW, 1/2
21	8594-1017	3	CLAMP	62	9108-3155	1	TRUCK VALVE
22	7714-3006	4	WHIZ-LOK NUT, 5/16-18	63	7738-3540	1	COOLANT RESTRICTOR
23	7714-3004	2	WHIZ-LOK CAPSCREW, 5/16-18X1-1/4	64	8852-1306	10	HEX LOCKNUT, 3/8-16
24	8068-6062	1	THROTTLE BRACKET WELDMENT	65	1200-1234	10	HARD WASHER
25	8452-1054	1	AIR GOVERNOR	66	8368-1481	10	FLAT WASHER, 3/8
26	8820-1028	2	HEX HD CAPSCREW, 5/16-18X3, GR5	67	8820-1038	4	HEX HD CAPSCREW, 3/8-16X1-3/4, GR5
27	8688-3074	1	TUBE FITTING, 90 DEGREES, 1/8X3/8	68	8068-6045	1	FRONT ENGINE MOUNT
28	7710-3051	1	TEE TUBE FITTING, 1/8X1/4	69	8820-1039	6	HEX HD CAPSCREW, 3/8-16X2, GR5
29		Ref	FULLER TRANSMISSION ASSY, (see page UN3-6 for details)	70		1	COMPRESSOR
30		1	FAN SPACER, (supplied with engine)	71	8068-3124	1	ETHER START KIT
31	8068-6043	1	REAR TRANSMISSION SUPPORT	72		1	ETHER FLUID CYLINDER
32	8368-3516	2	LORD MOUNT	73	8368-1923	1	MOUNTING BRACKET
33	8850-1006	2	HEX NUT, 3/8-16	74	7714-3003	4	WHIZ-LOK BOLT, 5/16-18X5/8
34	8856-1004	4	FLAT WASHER, 3/8	75	7714-3006	4	WHIZ-LOK NUT, 5/16-18
35	8856-1008	4	FLAT WASHER, 5/8	76	7737-3058	1	STRAIGHT CONNECTOR
36	8688-3216	1	ELBOW, 45 DEGREES, 3/8X3/8 TUBE	77	8859-1205	2	O-RING
37		Ref	HYDRAULIC MOTOR ASSY, (see page UN3-23 for details)	78	8859-1209	1	O-RING
38	8820-1069	4	HEX HD CAPSCREW, 1/2-13X2, GR5				NOTE: ONLY ITEMS WITH PART NUMBERS ARE AVAILABLE FOR SERVICE
39	8855-1013	4	LOCKWASHER, 1/2				
40		Ref	PTO ASSY, (see page UN3-19 for details)				
*41	8319-1082	12	HEX SOCKET HD SCREW, M10X1.5-35				

* Removed serial number range from upper right corner & changed part number on item 41.

ELECTRICAL DIAGRAM



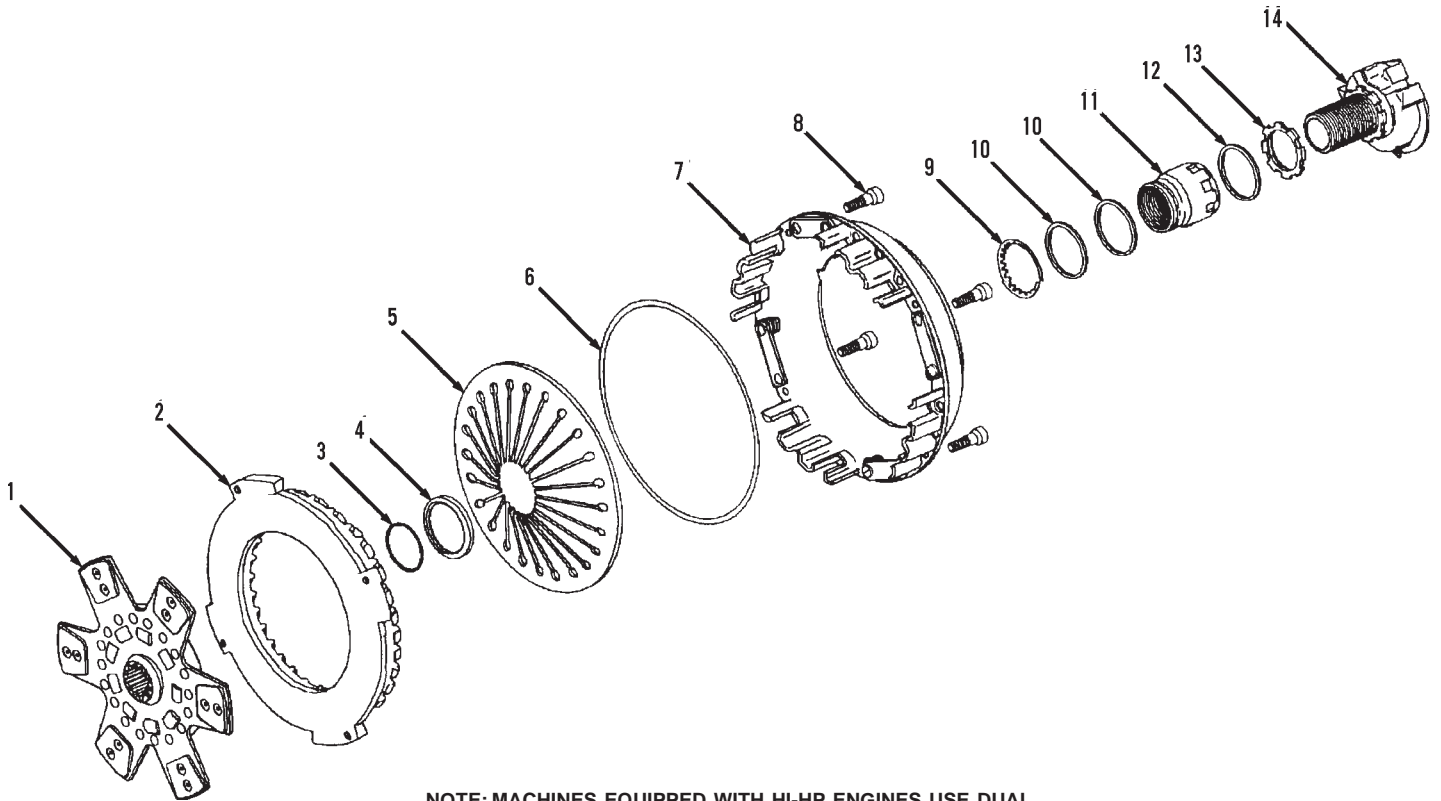
PARTIAL VIEW D-D



Item	Part No.	Qty.	Description Of Part
	8068-4137	1	ENGINE FILTER KIT, (includes one of each of the following)
	8698-1590	1	AIR FILTER ELEMENT
	7738-3203	1	FUEL FILTER, (SECONDARY)
	7738-3819	1	FUEL FILTER, (PRIMARY)
	7738-3201	1	OIL FILTER

Item	Part No.	Qty.	Description Of Part	Item	Part No.	Qty.	Description Of Part
	8068-5055	Ref	POWER UNIT ASSEMBLY, (includes all items on page UN3-1 & UN3-2)	17	8098-3050	1	BATTERY CABLE, (negative)
1	8068-1161	1	TRANSMISSION MOUNT SUPPORT	18	8098-3049	1	BATTERY CABLE, (positive)
2	8320-1062	2	HEX HD CAPSCREW, 5/8-11X2-1/4, GR8	19	2460-1710	3	SUPPORT CLAMP
3	9002-7472	2	HARD WASHER, 5/8	20	9103-3134	1	NUT, M10X1.5, (torque to 15-22 ft.lb.)
4	8852-1210	2	HEX LOCKNUT, 5/8-11	21	9103-3133	1	NUT, M5X0.8
5	7738-3752	1	WATER TEMPERATURE SENDER	22	8068-1240	1	RELAY BRACKET
6	9103-3246	1	OIL PRESSURE SENDER	23	7738-3377	2	RELAY
7	8874-3041	1	ELBOW, 90 DEGREES, 1/8X1/4 TUBE	24	8830-2092	8	ROUND HD MACHINE SCREW, #10-24X5/8
8	8866-2003	1	CONNECTOR (includes item 35)	25	8856-1105	4	FLAT WASHER, #10
9	8471-8130	1	HOSE ASSY	26	8068-3109	1	STARTER, (torque mounting bolts to 32 ft. lb. +10/-0)
10	9108-3504	Ref	REGULATOR, (torque top bolt to 57 ft. lb. +10/-0, torque bottom bolt to 32 ft. lb. +10/-0)	27	8852-1605	8	HEX LOCKNUT, #10-24
11	9108-3503	1	ALTERNATOR	28	8698-1272	1	BUSSBAR
12	9105-3332	1	METRIC NUT, M8	29	8068-3121	1	CIRCUIT BREAKER, 15 AMP
13	8471-2747	1	HOSE NIPPLE, 90 DEGREES	30	7736-3068	1	CIRCUIT BREAKER, 20 AMP
14	8471-2742	1	HOSE NIPPLE	31	8688-3074	1	ELBOW, 90 DEGREES, 1/8X3/8 TUBE
15	8698-3833	1	BRASS STREET ELBOW, 1/2	32	8688-1276	1	ELBOW, 90 DEGREES, 1/8X1/4 TUBE
16	8319-1004	3	HEX HD CAPSCREW, M12-1.75X30	33	8098-3165	1	ENGINE HARNESS
				34	8097-1270	1	SENDER BLOCK
				*35	8859-1202	1	O-RING

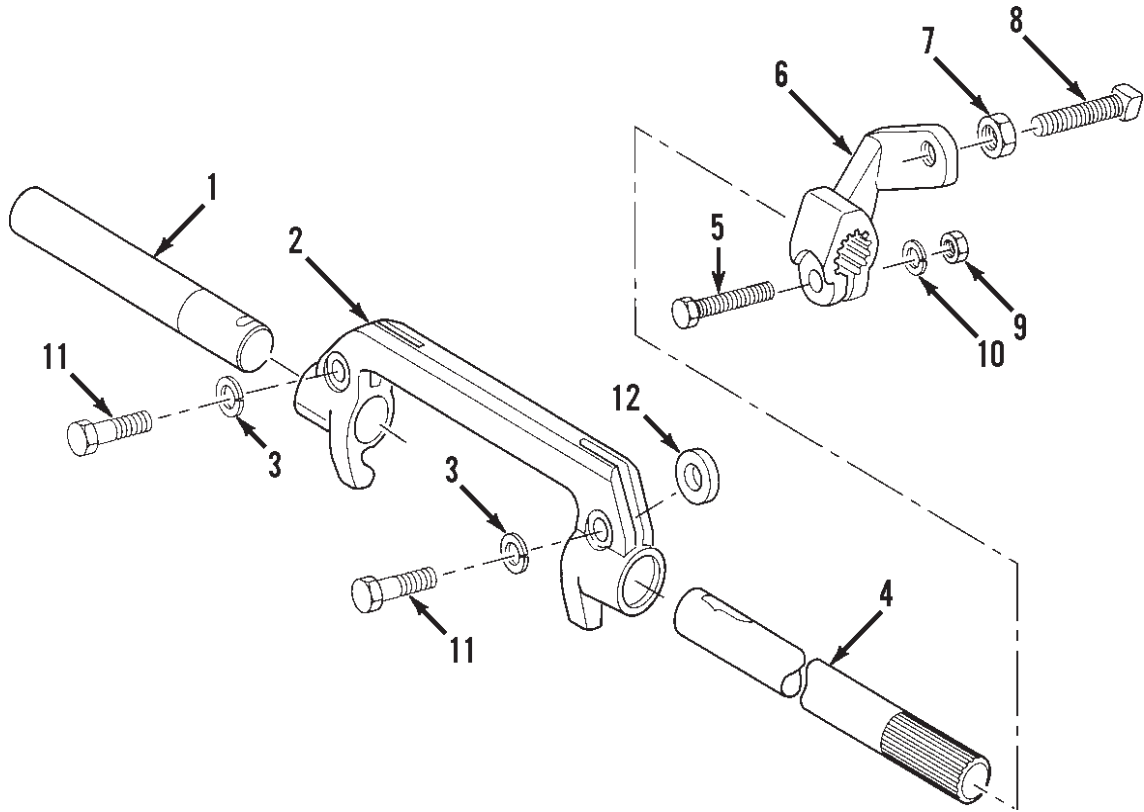
* - Changed part number on item 15; added item 35.



NOTE: MACHINES EQUIPPED WITH HI-HP ENGINES USE DUAL CLUTCH ASSEMBLY 8068-3204 LOCATED IN THE OPTIONS SECTION, PAGE 8068-5034-(3)

Item	Part No.	Qty.	Description Of Part
	8098-3012	1	CLUTCH ASSY, (includes all items)
1		1	CLUTCH DISC
2		1	PRESSURE PLATE FRONT COVER
3		1	RETAINING PLATE
4		1	FULCRUM RING
5		1	SPRING PLATE
6		1	FULCRUM RING
7		1	PRESSURE PLATE REAR COVER
8		4	SOCKET HD SCREW
9		1	SPRING WASHER
10		AR	SHIM
		AR	SHIM
11		1	RELEASE BEARING
12		1	SEPERATING RING
13		1	LOCKNUT RING
14		1	RELEASE BEARING COUPLER
			NOTE: ONLY ITEMS WITH PART NUMBERS ARE AVAILABLE FOR SERVICE.

* - Added optional clutch note.



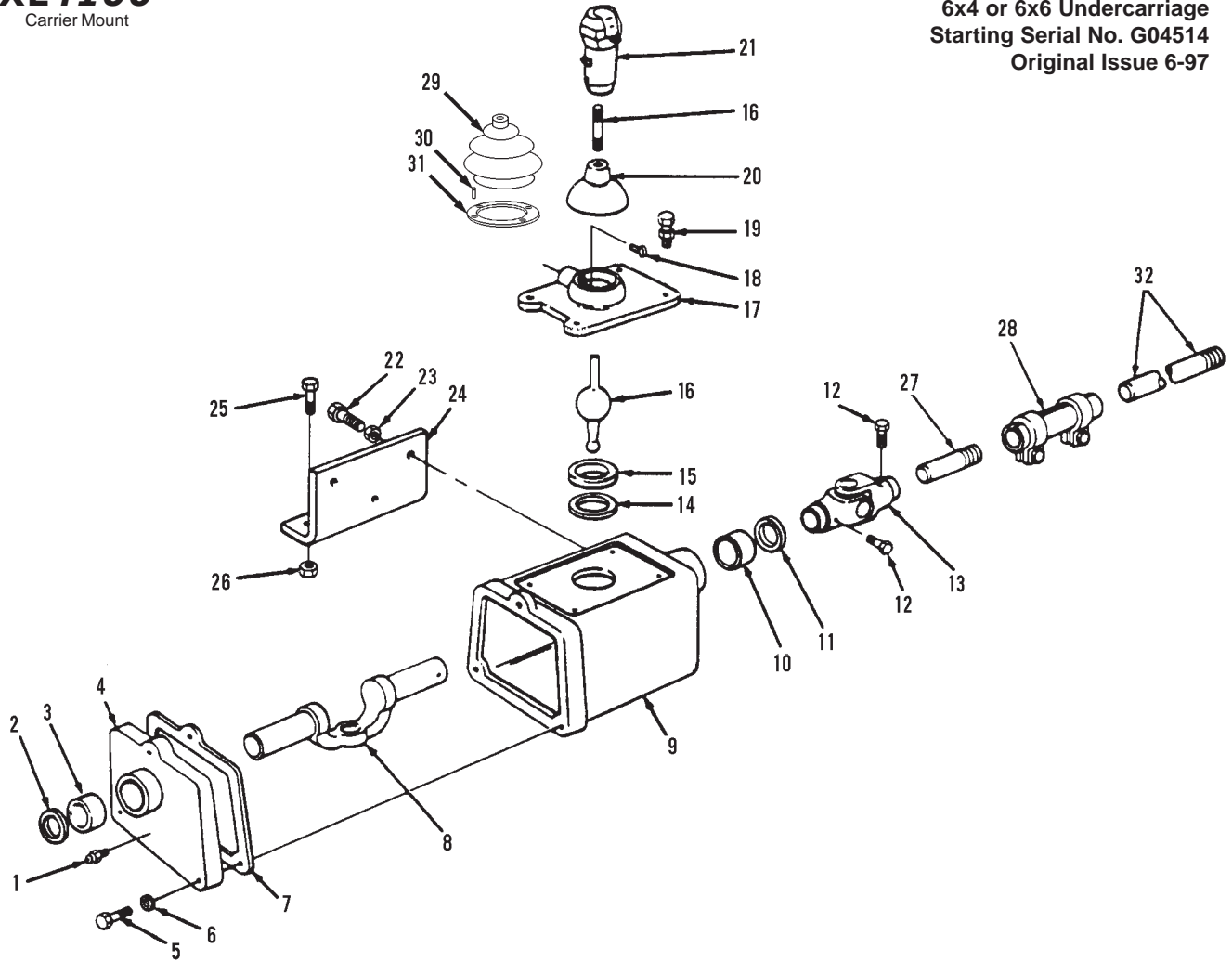
“PULL” STYLE

Item	Part No.	Qty.	Description Of Part
1	8368-4578	1	PEDAL SHAFT
2	8368-4579	1	RELEASE YOKE
3	8098-4100	2	LOCKWASHER
4	8368-4581	1	PEDAL SHAFT
5	8368-4582	1	HEX HD CAPSCREW
6	8368-4583	1	ADJUSTING ARM
7	8368-4584	1	HEX NUT
8	8368-4585	1	SET SCREW
9	8307-3416	1	HEX NUT
10	8307-4061	1	LOCKWASHER
11	8098-4407	1	BOLT, 7/16X1-1/4
12	8307-2622	1	KEY

DRIVE LINE COMPONENTS

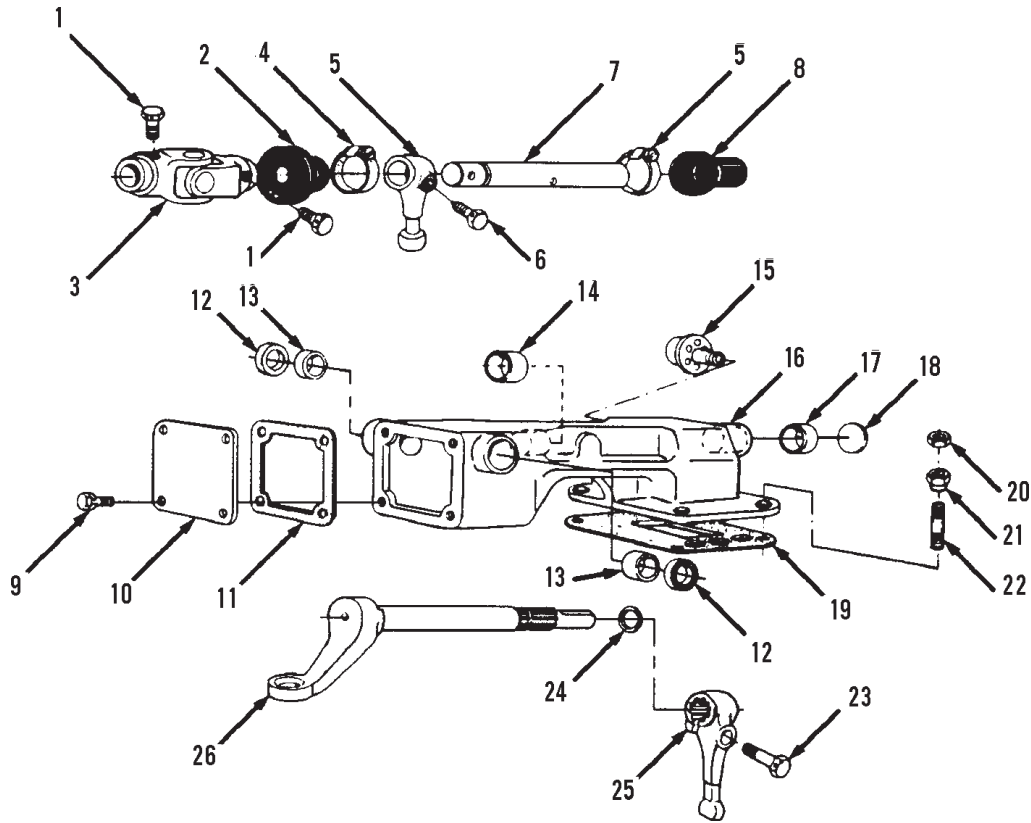
(8698-3503) Transmission Shift Control Assembly

6x4 or 6x6 Undercarriage
 Starting Serial No. G04514
 Original Issue 6-97

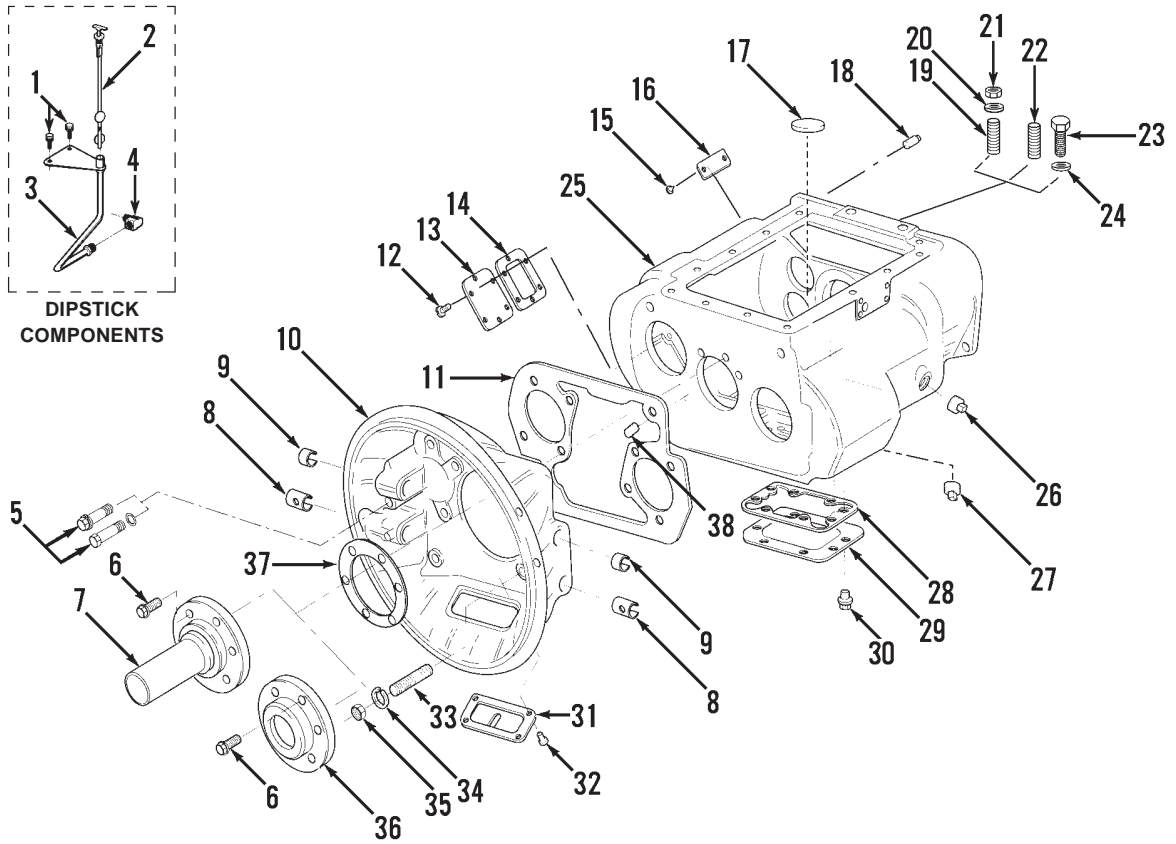


Item	Part No.	Qty.	Description Of Part	Item	Part No.	Qty.	Description Of Part
	8698-3503	1	SHIFT CONTROL ASSY, (includes items 1 thru 20 & 33)	19	8307-3874	4	HEX HD CAPSCREW
1	8698-4137	1	LUBE FITTING	20	8307-1953	1	BOOT
2	8698-4138	1	SEAL	21		Ref	MASTER SHIFT VALVE ASSY, (see page UN3-16 for details)
3	8698-4139	1	BUSHING	22	8820-1035	3	HEX HD CAPSCREW, 3/8-16X1, GR5
4	8698-4140	1	END CAP ASSY, (includes items 1, 2, & 3)	23	8855-1011	3	LOCKWASHER, 3/8
5	8698-4548	3	HEX HD CAPSCREW, (includes item 6)	24	8368-1744	1	SHIFTER MOUNT
6		3	LOCKWASHER	25	8820-1067	3	HEX HD CAPSCREW, 1/2-13X1-1/2, GR5
7	8307-1949	1	GASKET	26	7714-3014	3	WHIZ-LOK NUT 1/2-13
8	8307-1947	1	SHIFT YOKE	27	8068-3048	1	SHIFT CONTROL ROD
9	8307-3664	1	HOUSING ASSY, (includes items 10 & 11)	28	8368-3536	1	ADJUSTING SLEEVE
10	8698-4139	1	BUSHING	29	8688-1134	1	BOOT
11	8698-4138	1	SEAL	30	9002-7316	4	SELF TAPPING SCREW, 10-24X3/4
12	8540-3109	2	LOCK SCREW	31	8688-1135	1	RING
13	8540-3108	1	U-JOINT	32	8068-3069	1	SHIFT CONTROL ROD
14	8307-4381	1	WASHER	33		1	EXPANSION PLUG
15	8307-1946	1	SEAT				NOTE: ONLY ITEMS WITH PART NUMBERS ARE AVAILABLE FOR SERVICE.
16	8698-4143	1	GEAR SHIFT LEVER				
17	8698-4546	1	HOUSING KIT, (includes item 33)				
18	8698-4144	1	PIN				

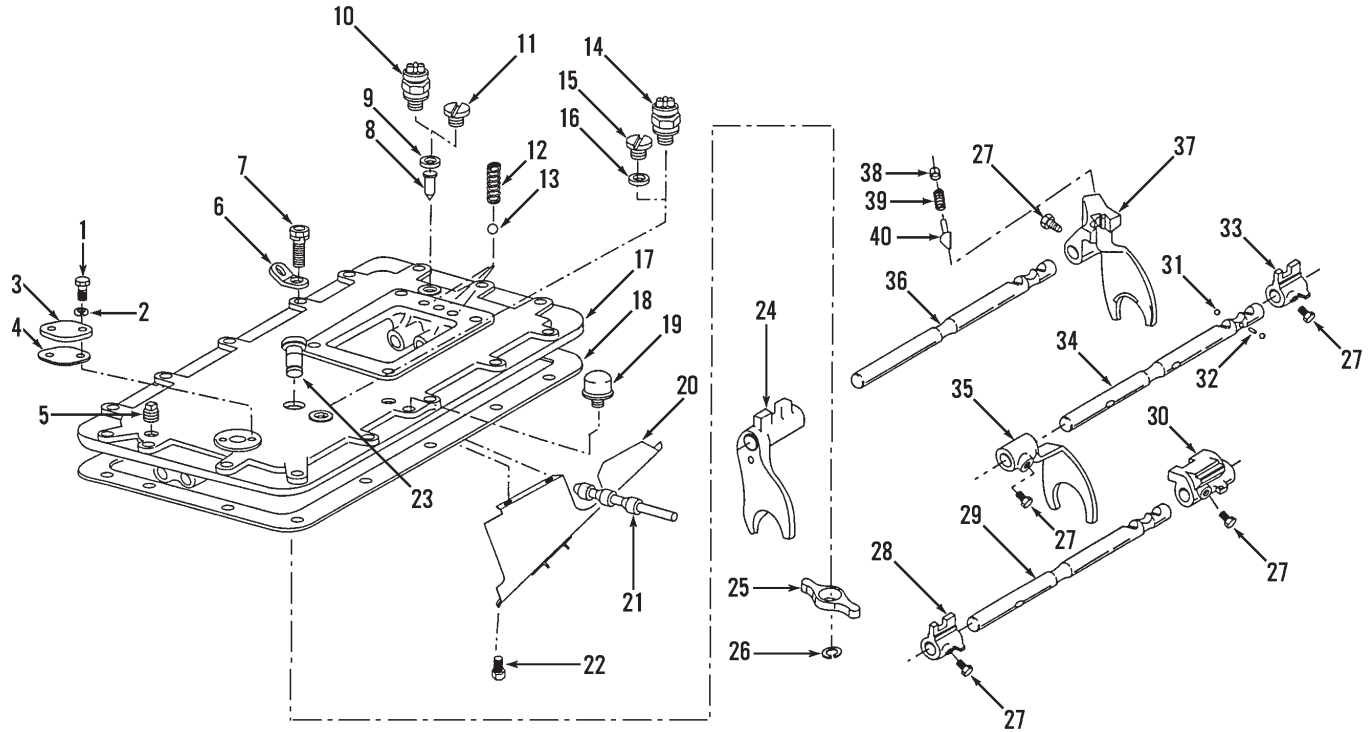
DRIVE LINE COMPONENTS
(8098-3119) Main Transmission Assembly
(8395-3081) Slave Control Assembly
 6x4 or 6x6 Undercarriage
 Starting Serial No. G04514
 Original Issue 6-97



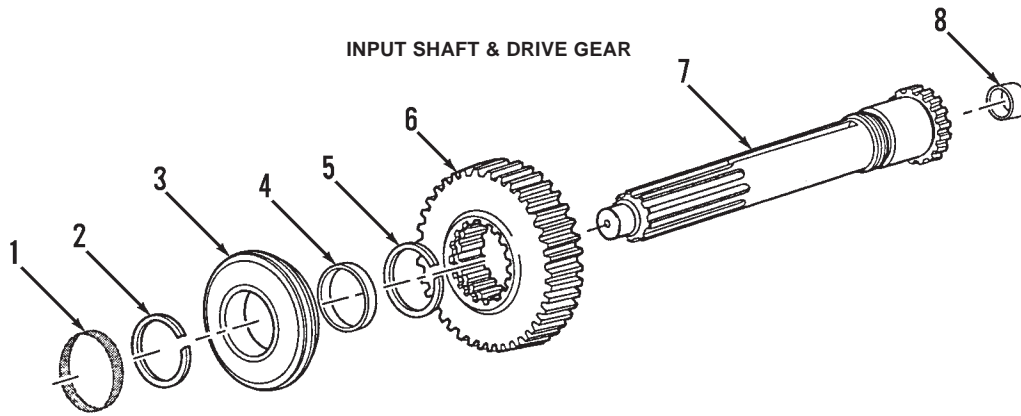
Item	Part No.	Qty.	Description Of Part	Item	Part No.	Qty.	Description Of Part
	8098-3119	1	MAIN TRANSMISSION ASSY, (includes all items on pages UN3-4 and UN3-6 thru UN3-17)	12	8698-4138	2	OIL SEAT
	8395-3081	1	SLAVE CONTROL ASSY, (includes all items)	13	8698-4139	2	BUSHING
1	8540-3109	2	LOCKSCREW	14	8698-4152	1	BUSHING
2	8309-1159	1	BOOT	15	8098-4101	1	BREATHER
3	8540-3108	1	UNIVERSAL JOINT	16	8307-4609	1	CONTROL HOUSING
4	8307-3631	2	CLAMP	17	8698-4157	1	BUSHING
5	8307-1950	1	SHIFT FINGER	18	8698-4157	1	PLUG
6	8307-1106	1	LOCKSCREW	19	8698-4159	1	GASKET
7	8309-1157	1	SHIFT SHAFT	20	8698-4154	4	NUT
8	8309-1160	1	BOOT	21	8698-4155	4	NUT
9	8698-4146	4	HEX HD CAPSCREW	22	8698-4160	4	STUD
10	8698-4147	1	COVER	23	8698-4149	1	HEX HD CAPSCREW
11	8307-1951	1	GASKET	24	8698-4150	1	SNAP RING
				25	8307-2976	1	SHIFT RING
				26	8098-4102	1	SHAFT ASSY



Item	Part No.	Qty.	Description Of Part	Item	Part No.	Qty.	Description Of Part
1	8698-4171	2	CAPSCREW	20	8698-4206	2	LOCKWASHER
2	8098-4265	1	DIPSTICK	21	8698-4205	2	NUT
3	8098-4266	1	TUBE	22	8098-4274	2	PLUG
4	8098-4267	1	ELBOW	23	8098-4275	2	CAPSCREW, 5/8-11X1-1/4
5	8698-4198	2	CAPSCREW, 1/2-13X1-1/2	24	8098-4276	2	SPACER
6	8307-1260	6	CAPSCREW, 3/8-16X1-1/4	25	8098-4277	1	CASE ASSY
7	8098-4268	1	FRONT BEARING COVER	26	8307-4435	1	PIPE PLUG
8	8338-4072	1	BUSHING	27	8698-4208	1	PIPE PLUG
9	8698-4196	2	BUSHING	28	8098-4278	1	GASKET
10	8098-4269	1	CLUTCH HOUSING	29	8098-4279	1	PTO COVER
11	8098-4270	1	GASKET	30	8698-4210	8	CAPSCREW
12	8698-4199	6	CAPSCREW, 3/8-16X3/4	31	8098-4280	1	HAND HOLE COVER
13	8698-4200	1	PTO COVER	32	8698-4194	2	CAPSCREW, 5/16-18X1/2
14	8307-1267	1	GASKET	33	8098-4281	6	STUD
15	8098-4271	2	SELF TAPPING SCREW, 5/16	34	8698-4206	6	LOCKWASHER
16	8098-4272	1	NAMEPLATE	35	8698-4205	6	NUT
17	8698-4203	3	MAGNET	36	8098-4282	1	FRONT BEARING COVER
18	8098-4273	2	PIN	37	8338-4075	1	GASKET
19	8698-4207	2	STUD	38	8698-4201	1	PIPE PLUG

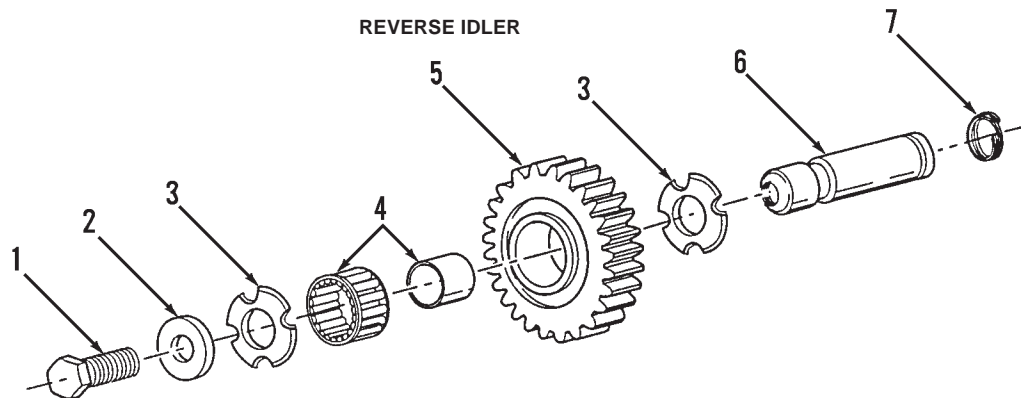


Item	Part No.	Qty.	Description Of Part	Item	Part No.	Qty.	Description Of Part
	8098-4283	1	SHIFT BAR HOUSING ASSY, (includes all items)	20	8698-4175	1	OIL TROUGH
1	8098-4284	2	CAPSCREW, 1/4-20X3/4	21	8338-4142	1	AIR VALVE SHAFT
2	8098-4285	2	LOCKWASHER	22	8698-4176	2	CAPSCREW, 1/4-20X1/2
3	8098-4286	1	PLATE	23	8098-4297	1	ACTUATOR PIN KIT
4	8098-4287	1	GASKET	24	9101-4033	1	SHIFT YOKE
5	8098-4288	1	PIPE PLUG	25	8098-4298	1	YOKE ACTUATOR
6	8368-4685	2	LIFTING EYE	26	8098-4299	1	SNAP RING
7	8307-1260	16	CAPSCREW, 3/8-16X1-1/4	27	8338-4119	5	LOCKSCREW
8	8098-4289	1	PIN	28	8098-4300	1	SHIFT BLOCK
9	8098-4290	1	GASKET	29	8098-4301	1	YOKE BAR
10	8098-4291	1	REVERSE LIGHT SWITCH	30	8098-4302	1	SHIFT BLOCK
11	8098-4292	1	PLUG	31	8307-1318	2	STEEL BALL
12	8307-1337	3	SPRING	32	8307-1319	1	INTERLOCK PIN
13	8307-1317	3	STEEL BALL	33	8698-4181	1	SHIFT BLOCK
14	8098-4293	1	NEUTRAL LIGHT SWITCH	34	8098-4303	1	YOKE BAR
15	8098-4294	1	PLUG	35	8098-4304	1	SHIFT YOKE
16	8098-4295	1	GASKET	36	8098-4305	1	YOKE BAR
17	8098-4296	1	SHIFT BAR HOUSING	37	8098-4306	1	SHIFT YOKE
18	8338-4122	1	GASKET	38	8698-4178	1	PLUG
19	8098-4101	1	BREATHER	39	8338-4061	1	SPRING
				40	8698-4179	1	PLUNGER



Item	Part No.	Qty.	Description Of Part
1		1	SHIPPING SEAL
2	8098-4307	1	SNAP RING
3	8338-4092	1	BEARING
4	8698-4223	1	SPACER
5	8698-4235	1	SNAP RING
6	8098-4308	1	MAIN DRIVE GEAR
7	8098-4309	1	INPUT SHAFT, (includes item 8)
8	8698-4226	1	BUSHING

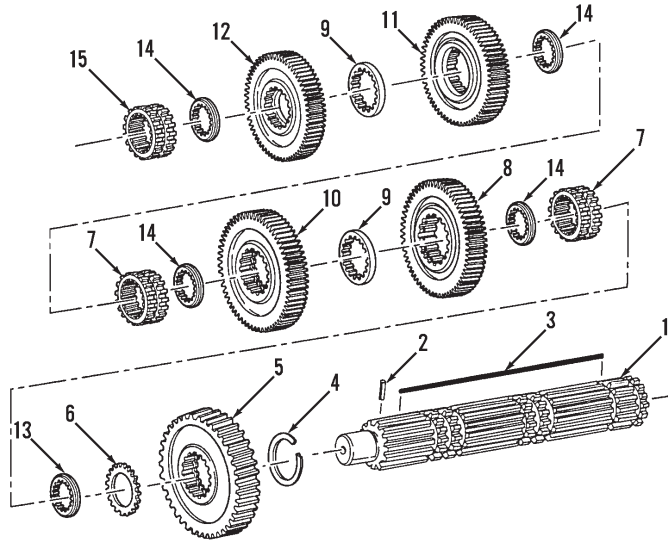
NOTE: ONLY ITEMS WITH PART NUMBERS ARE AVAILABLE FOR SERVICE.



Item	Part No.	Qty.	Description Of Part
1	8098-4310	2	CAPSCREW, 5/8-18X1-1/4
2	8698-4219	2	IDLER PLATE
3	8098-4311	4	WASHER
4	8338-4089	2	BEARING
5	8338-4090	2	REVERSE IDLER GEAR
6	8098-4312	2	IDLER SHAFT
7	8098-4313	2	RETAINING RING

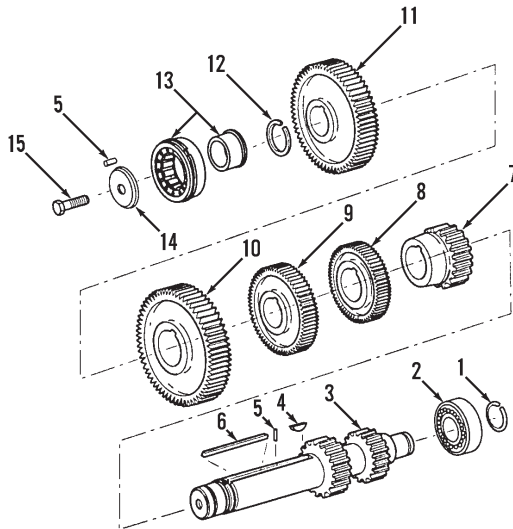
DRIVE LINE COMPONENTS
Mainshaft & Countershaft Gears
 6x4 or 6x6 Undercarriage
 Starting Serial No. G04514
 Original Issue 6-97

MAINSHAFT ASSY

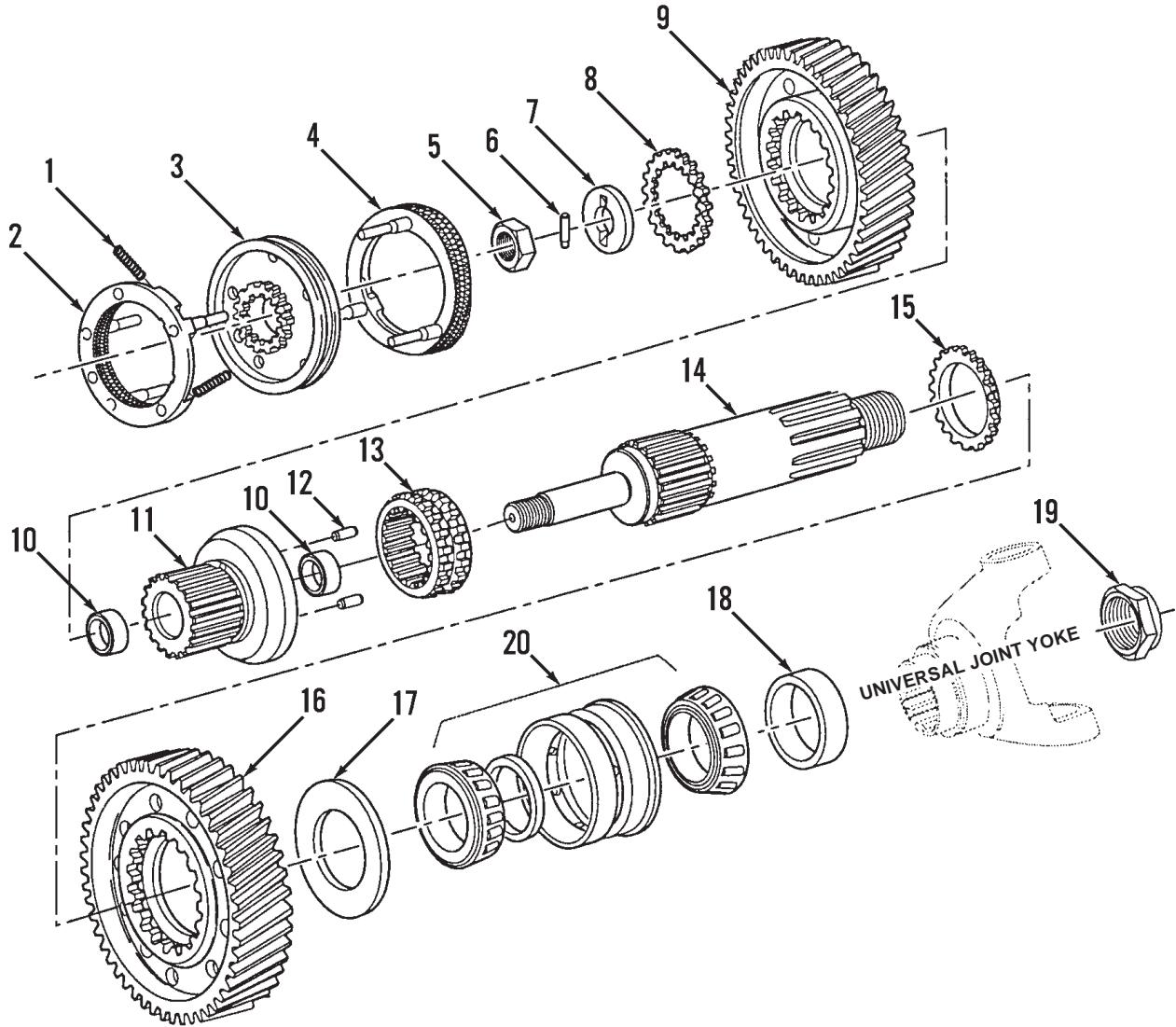


Item	Part No.	Qty.	Description Of Part
1	8098-4314	1	MAINSHAFT ASSY
2	8698-4236	1	ROLL PIN
3	8098-4315	1	3-SIDED KEY
4	8698-4235	1	SNAP RING
5	8698-4234	1	MAINSHAFT REVERSE GEAR
6	8698-4233	1	SPACER
7	8698-4239	2	SLIDING CLUTCH
8	8098-4316	1	MAINSHAFT LO-GEAR
9	8098-4317	2	WASHER
10	8098-4318	1	MAINSHAFT 1st GEAR
11	8098-4319	1	MAINSHAFT 2nd GEAR
12	8098-4320	1	MAINSHAFT GEAR O/D
13	8098-4321	1	WASHER, (.244), (blue)
14	8098-4322	1	WASHER
15	8098-4323	1	SLIDING CLUTCH

COUNTERSHAFT ASSY

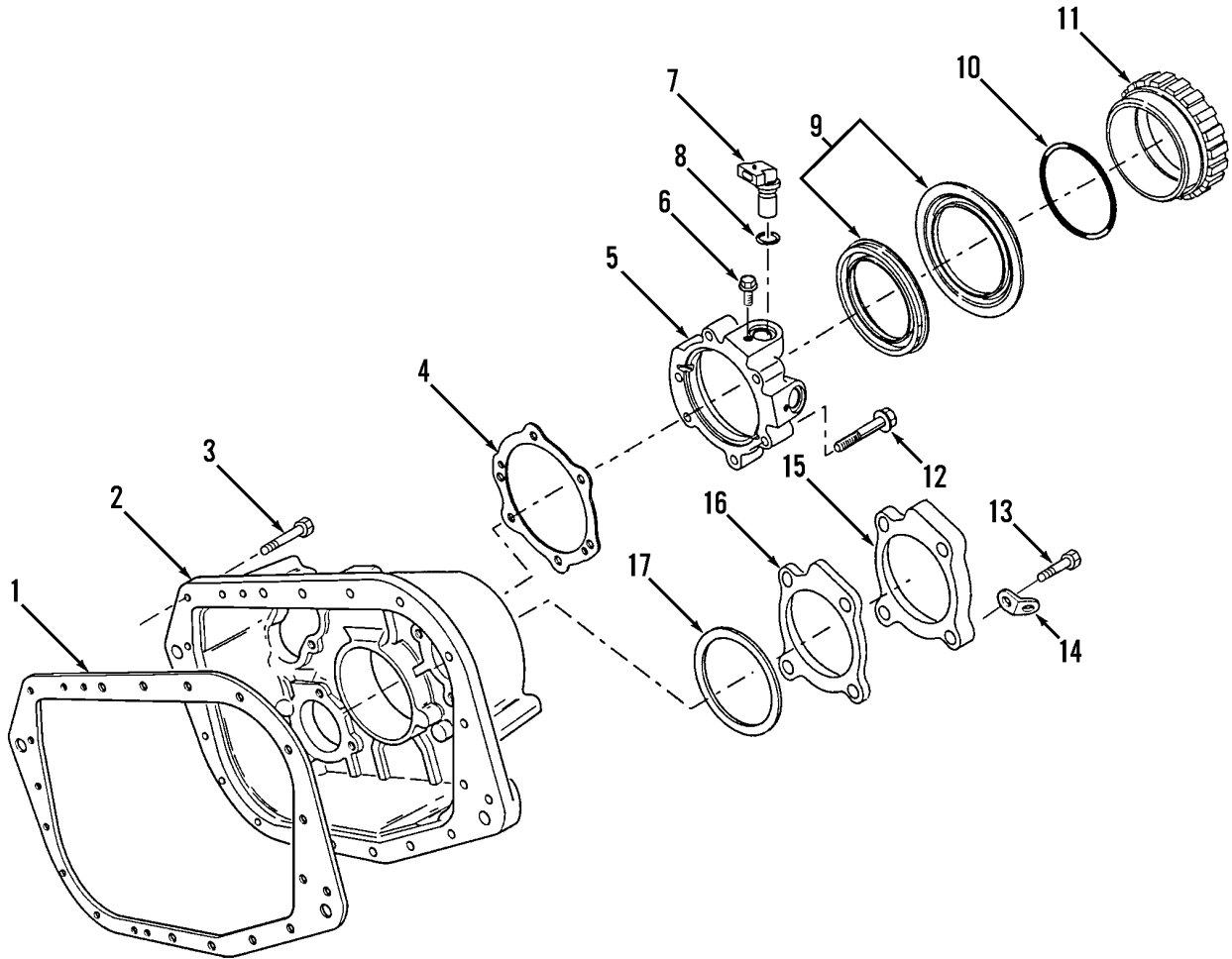


Item	Part No.	Qty.	Description Of Part
1	8338-4144	2	SNAP RING
2	8098-4324	2	BEARING
3	8698-4244	2	COUNTERSHAFT
4	8307-3045	2	KEY
5	8338-4086	4	ROLL PIN
6	8698-4245	2	KEY
7	8098-4325	2	COUNTERSHAFT 1st GEAR
8	8098-4326	2	COUNTERSHAFT 2nd GEAR
9	8098-4327	2	COUNTERSHAFT O/D GEAR
10	8698-4249	1	PTO GEAR, LOWER
	8098-4328	1	PTO GEAR, UPPER
11	8098-4329	2	COUNTERSHAFT DRIVE GEAR
12	8098-4330	2	SNAP RING
13	8098-4331	2	ROLLER BEARING
14	8098-4332	2	RETAINER KIT
15	8698-4255	2	CAPSCREW, 5/8-18X1-3/4



Item	Part No.	Qty.	Description Of Part
1	8338-4098	3	SPRING
2	8098-4333	1	SYNCHRONIZER ASSY
3	8098-4334	1	SLIDING CLUTCH
4	8098-4335	1	SYNCHRONIZER ASSY
5	8098-4336	1	NUT
6	8098-4337	1	DOWEL PIN
7	8098-4338	1	WASHER
8	8098-4339	1	WASHER
9	8098-4340	1	REDUCTION GEAR
10	8098-4341	2	BUSHING

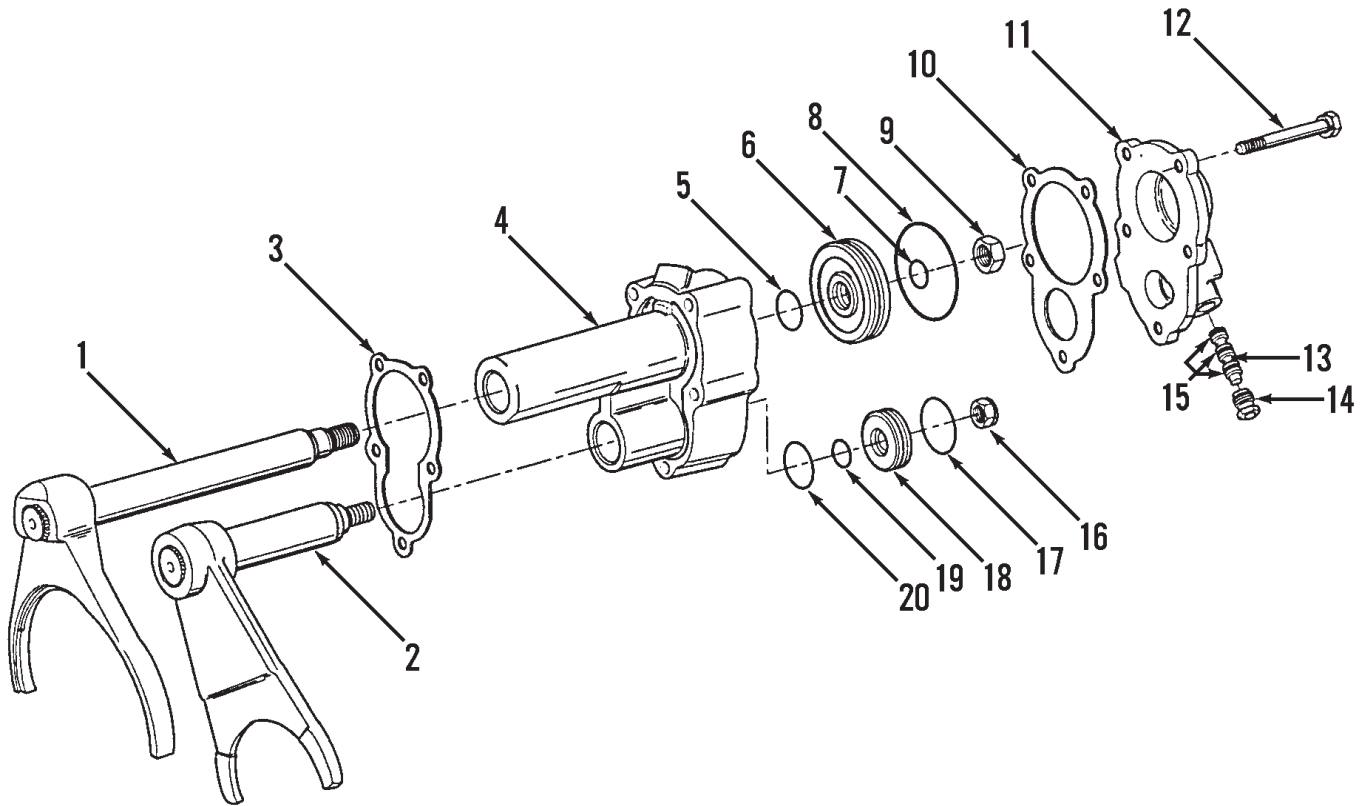
Item	Part No.	Qty.	Description Of Part
11	8098-4342	1	MAINSHAFT ASSY
12	8098-4343	2	PIN
13	8098-4344	1	SLIDING CLUTCH
14	8098-4345	1	MAINSHAFT
15	8098-4346	1	WASHER
16	8098-4347	1	DEEP REDUCTION GEAR
17	8098-4348	1	WASHER
18	8098-4349	1	SPACER
19	8098-4350	1	NUT
20	8098-4351	1	BEARING



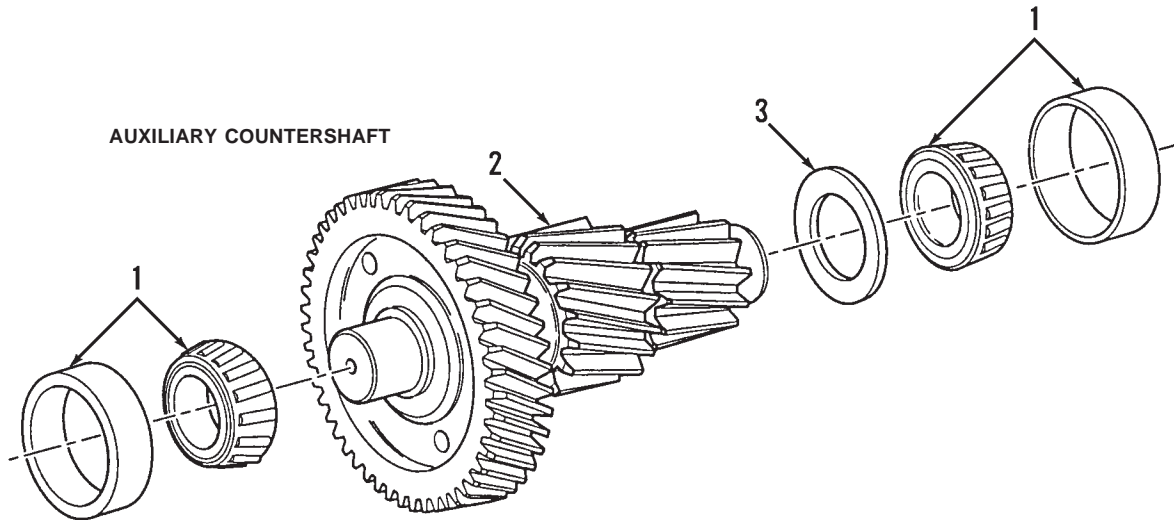
Item	Part No.	Qty.	Description Of Part
*1	8698-4269	1	GASKET
2	8098-4352	1	REAR HOUSING
3	8698-4171	19	CAPSCREW, 3/8-16X1-1/2
4	8098-4353	1	GASKET
5	8098-4354	1	REAR BEARING COVER
6	8098-4355	2	CAPSCREW, M8X1.25X12mm
7	8098-4356	1	SPEED SENSOR ASSY, (includes item 8)
8	8098-4357	1	O-RING
9	8098-4358	1	OIL SEAL KIT
10	8098-4359	1	O-RING
11	8098-4360	1	SPEEDO ROTOR ASSY
12	8698-4287	6	CAPSCREW, 3/8-16X2
13	8098-4361	8	CAPSCREW, 3/8-16X1-1/4
14	8098-4362	2	LIFTING EYE
15	8098-4363	2	COVER
16	8098-4364	2	GASKET
17	8098-4365	1	SHIM KIT

* - Changed part number on item 1.

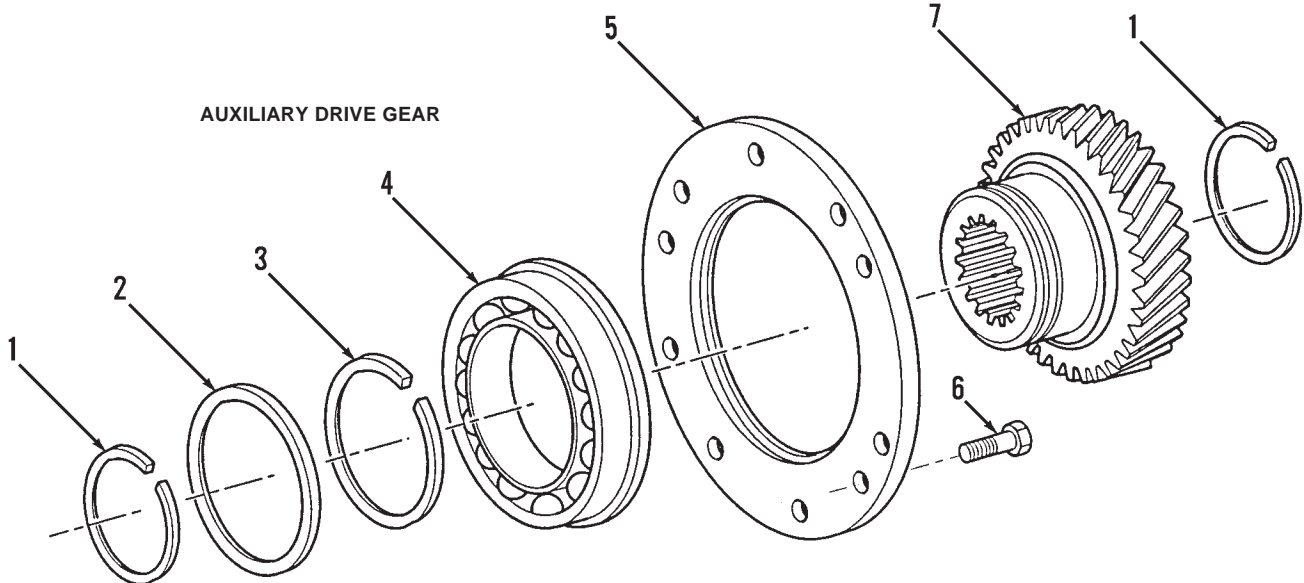
LK



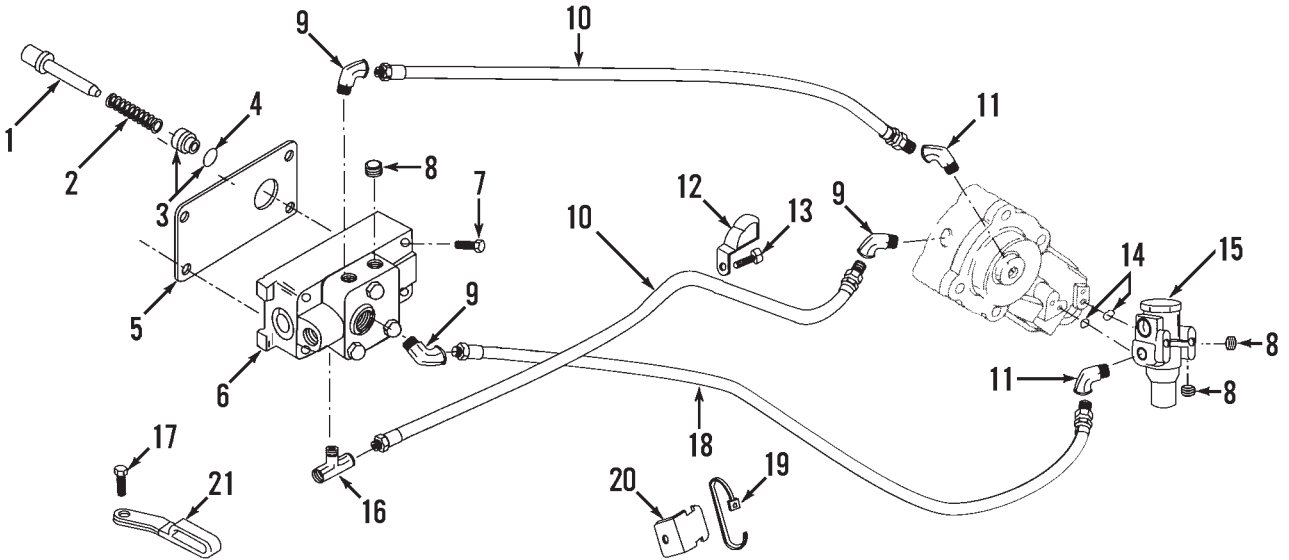
Item	Part No.	Qty.	Description Of Part
1	8098-4366	1	YOKE ASSY
2	8098-4367	1	YOKE ASSY
3	8098-4368	1	GASKET
4	8098-4369	1	CYLINDER
5	8098-4370	1	O-RING
6	8698-4291	1	PISTON
7	8098-4371	1	O-RING
8	8098-4372	1	O-RING
9	8098-4373	1	NUT
10		1	GASKET
11	8098-4375	1	CYLINDER COVER
12	8098-4376	5	CAPSCREW, 3/8-16X3-1/2
13	8368-4698	1	INSERT VALVE
14	8098-4377	1	PLUG
15	8368-4699	3	O-RING
16	8368-4607	1	NUT, 1/2-20
17	8098-4378	1	O-RING
18	8098-4379	1	PISTON KIT, (includes items 10 & 19)
19		1	O-RING
20	8098-4381	1	O-RING
			NOTE: ONLY ITEMS WITH PART NUMBERS ARE AVAILABLE FOR SERVICE.



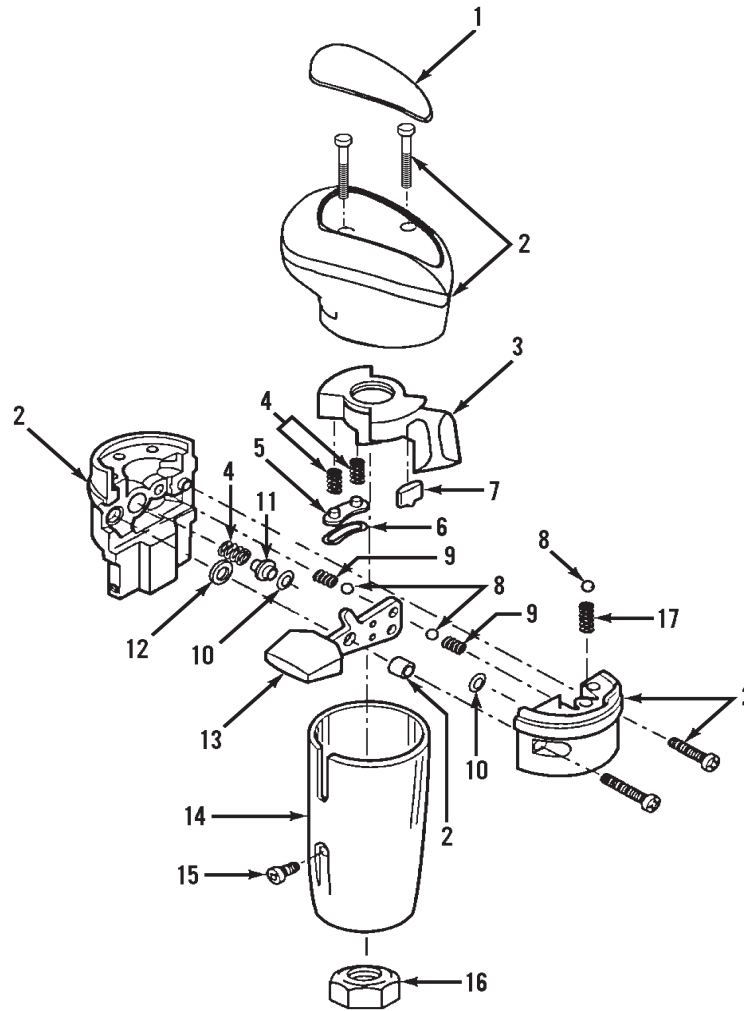
Item	Part No.	Qty.	Description Of Part
1	8098-4382	4	BEARING
2	8098-4383	2	COUNTERSHAFT ASSY
3	8098-4384	2	SPACER



Item	Part No.	Qty.	Description Of Part
1	8698-4211	2	SNAP RING
2	8098-4385	1	SNAP RING RETAINER
3	8698-4212	1	SNAP RING
4	8098-4386	1	BEARING
5	8698-4213	1	BEARING RETAINER
6	8368-4620	6	CAPSCREW, 3/8-16X1
7	8098-4387	1	AUXILIARY DRIVE GEAR

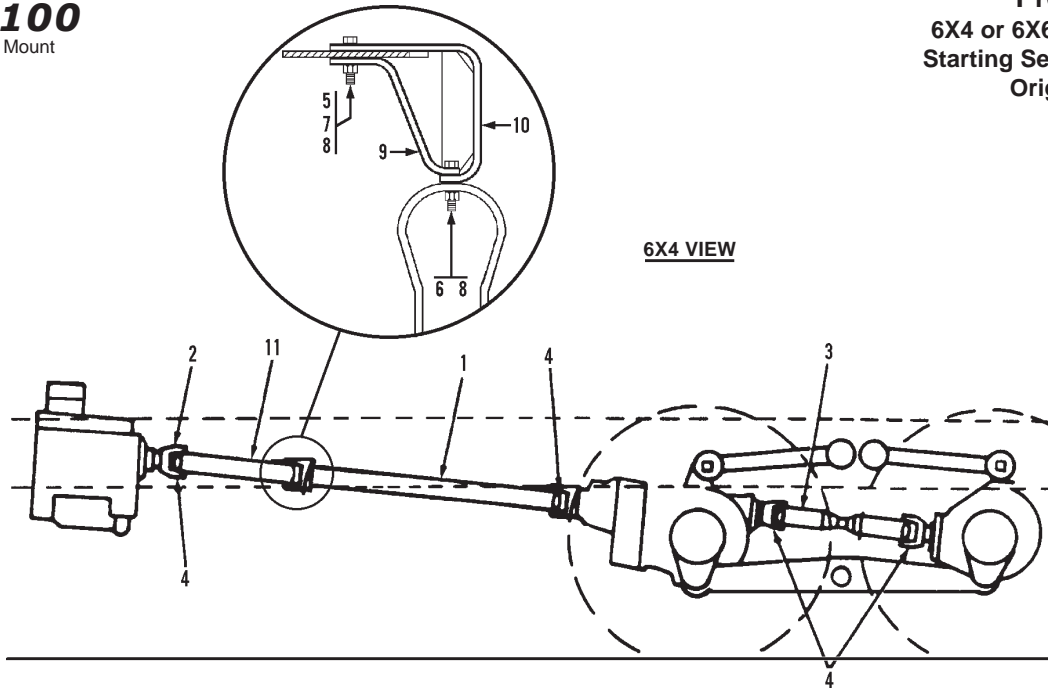


Item	Part No.	Qty.	Description Of Part
1	8098-4388	1	PIN
2	8368-4750	1	SPRING
3	8098-4389	1	SLEEVE KIT, (includes item 4)
4		1	O-RING
5	8368-4748	1	GASKET
6	8368-4747	1	SLAVE VALVE ASSY
7	8098-4390	4	CAPSCREW, 1/4-20X1-3/4
8		3	PIPE PLUG
9	8368-4746	3	ELBOW
10	8338-4064	2	HOSE ASSY
11	8368-4576	2	ELBOW
12	8098-4392	1	HOSE CLAMP
13	8098-4393	1	CAPSCREW, 3/8-16X3/4
14		2	O-RING
15	8098-4395	1	FILTER REGULATOR KIT, (includes items 8 & 14)
16	8098-4400	1	BRANCH TEE
17	8307-1260	1	CAPSCREW, 3/8-16X1-1/4
18	8098-4396	1	HOSE ASSY
19	8098-4397	1	STRAP
20	8098-4398	1	BRACKET
21	8098-4399	1	HOSE CLAMP
			NOTE: ONLY ITEMS WITH PART NUMBERS ARE AVAILABLE FOR SERVICE.

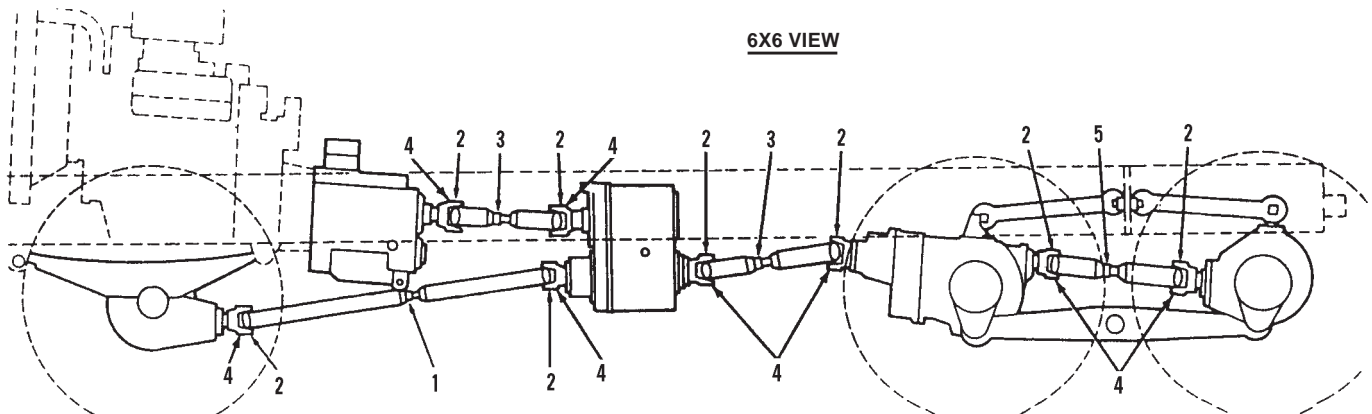


Item	Part No.	Qty.	Description Of Part	Item	Part No.	Qty.	Description Of Part
	8098-4401	1	ROADRANGER MASTER SHIFT VALVE, (includes all items except item 16)	9	8098-4405	2	SPRING
	8098-4402	1	MASTER VALVE REPAIR KIT, (includes items 3-12 & item 17)	10	8368-7053	2	O-RING
1	8098-4403	1	MEDALLION	11	8368-7052	1	RETAINER
2		1	VALVE BODY ASSY	12	8368-7051	1	WAVEWASHER
3	8098-4404	1	ACTUATOR	13	8368-4735	1	LEVER
4	8368-7048	3	SPRING	14	8698-4302	1	COVER
5	8368-7049	1	RETAINER	15	8098-4406	2	MACHINE SCREW
6	8368-7050	1	SEAL	16	8698-4303	1	HEX NUT
7	8368-7056	1	DETENT	17	8368-7058	1	SPRING
8	8368-7055	3	BALL				NOTE: ONLY ITEMS WITH PART NUMBERS ARE AVAILABLE FOR SERVICE.

Item	Part No.	Qty.	Description Of Part
1	8698-4546	1	HOUSING KIT, (see UN3-5 for details)
2	8098-4297	1	ACTUATOR PIN KIT, (see page UN3-8 for details)
3	8098-4332	1	RETAINER KIT, (see page UN3-10 for details)
4	8098-4358	1	OIL SEAL KIT, (see page UN3-12 for details)
5	8098-4365	1	SHIM KIT, (see page UN3-12 for details)
6	8098-4379	1	PISTON KIT, (see page UN3-13 for details)
7	8098-4389	1	SLEEVE KIT, (see page UN3-15 for details)
8	8098-4395	1	FILTER REGULATOR KIT, (see page UN3-15 for details)
9	8098-4402	1	MASTER VALVE REPAIR KIT, (see page UN3-16 for details)
			NOTE: ONLY ITEMS WITH PART NUMBERS ARE AVAILABLE FOR SERVICE.

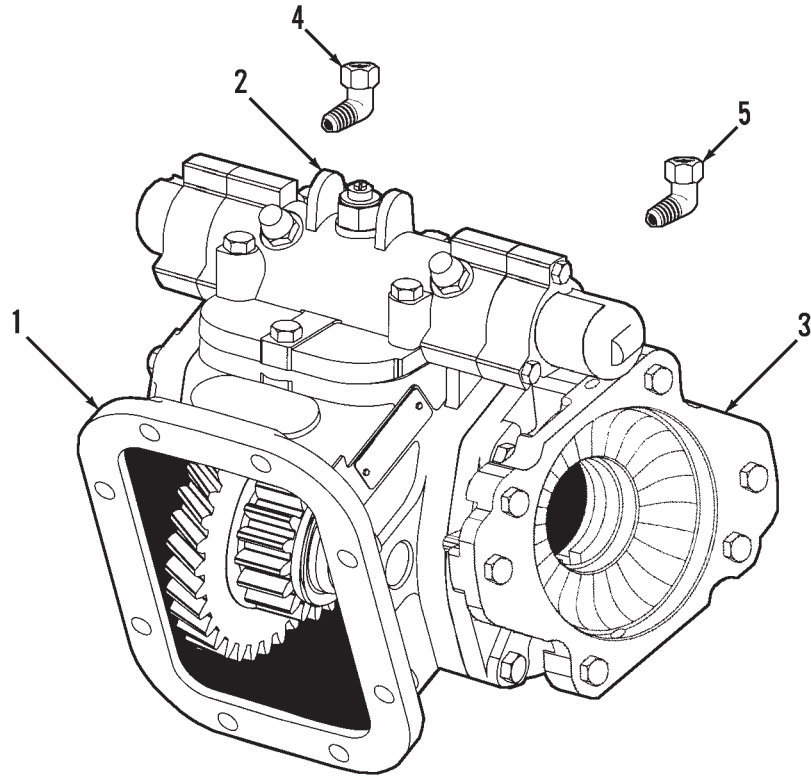


Item	Part No.	Qty.	Description Of Part	Item	Part No.	Qty.	Description Of Part
1	8068-3075	1	PROPELLER SHAFT ASSY	6	8820-1068	2	HEX HD CAPSCREW, 1/2-13X1-3/4, GR5
2	8068-4138	4	UNIVERSAL JOINT KIT	7	8856-1111	2	FLAT WASHER, 1/2
3	8068-3070	1	PROPELLER SHAFT ASSY	8	8852-1308	4	NYLOK NUT, 1/2-13
4	8068-3031	16	SELF-LOCKING BOLT, 3/8-24, (lubricate and torque to 38-48 ft. lbs.)	9	8068-1181	2	STIFFENER
5	8820-1069	2	HEX HD CAPSCREW, 1/2-13X2, GR5	10	8068-6037	1	SUPPORT BRACKET
				11	8068-3076	1	PROPELLER SHAFT ASSY

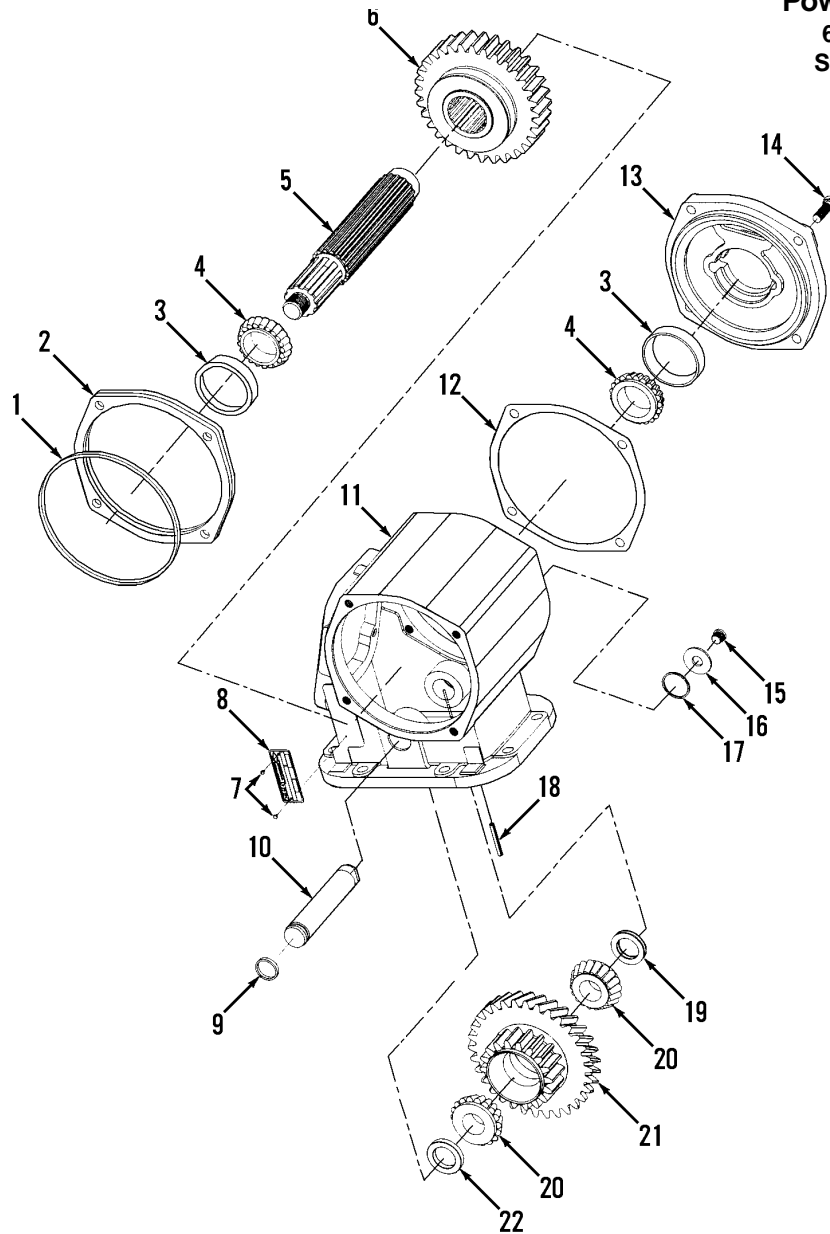


NOTE: PROPELLER SHAFT SLIP JOINT TO BE IN DIRECTION OF POWER SOURCE.

Item	Part No.	Qty.	Description Of Part
1	8068-3148	1	PROPELLER SHAFT ASSY
2	8068-4138	8	UNIVERSAL JOINT KIT
3	8098-3126	3	PROPELLER SHAFT ASSY
4	8068-3031	32	SELF-LOCKING BOLT, 3/8-24, (lubricate and torque to 38-48 ft. lbs.)



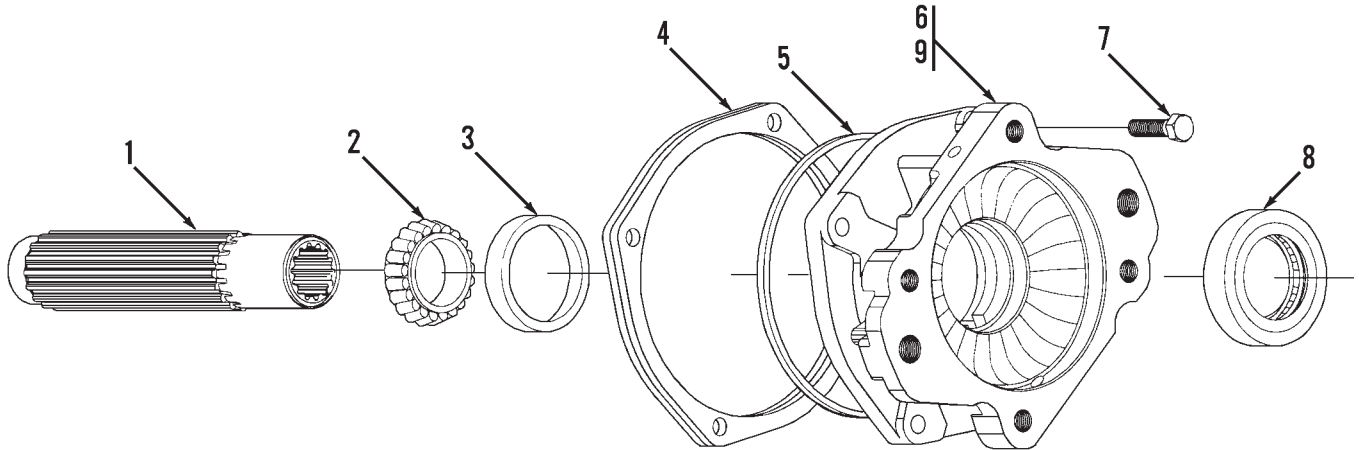
Item	Part No.	Qty.	Description Of Part
	8098-3105	1	POWER TAKE-OFF ASSEMBLY, (includes all items except 4, 5, 6 & 7)
	8098-4263	1	STUD KIT, (not shown), torque 45-50 ft. lbs.)
	8098-4264	1	GASKET KIT, (not shown)
1		Ref	PTO HOUSING, (see page UN3-20 for details)
2		Ref	PTO AIR SHIFT, (see page UN3-22 for details)
3		Ref	OUTPUT SHAFT & BEARING CAP, (see page UN3-21 for details)
4	8688-1276	1	ELBOW, 1/8X1/4
5	8688-3074	1	ELBOW, 1/8X3/4
6		AR	NYLON TUBING, 3/8, (not shown)
7		AR	NYLON TUBING, 1/4, (not shown)



Item	Part No.	Qty.	Description Of Part	Item	Part No.	Qty.	Description Of Part
	8098-4235	1	PUMP OUTPUT GASKET & SEAL KIT	9	8098-4219	1	O-RING
	8098-4236	1	AIR SHIFT GASKET & SEAL KIT	10	8098-4220	1	IDLER SHAFT
	8098-4237	1	OVERHAUL KIT	11	8098-4221	1	HOUSING, (includes item 18)
	8098-4238	1	BEARING & SPACER KIT	12	8098-4222	1	GASKET
1	8098-4212	1	O-RING	13	8098-4223	1	BEARING CAP
2	8098-4213	AR	SHIM, (.003 thick), (GREEN)	14	8098-4224	8	HEX HD CAPSCREW, .375-16X1.125
	8098-4214	AR	SHIM, (.010 thick), (BROWN)	15	8098-4225	1	HEX SOCKET
	8098-4215	AR	SHIM, (.020 thick), (YELLOW)	*16	8098-4226	1	RETAINER
3		Ref	TAPERED BEARING CUP, (see page UN3-21 for details)	17	8098-4227	1	O-RING
4		Ref	BEARING CONE, (see page UN3-21 for details)	18	8098-4228	1	SLOTTED ROLL PIN
5		Ref	OUTPUT SHAFT, (see page UN3-21 for details)	19	8098-4229	AR	SPACER, (.055 thick)
6	8098-4216	1	OUTPUT GEAR		8098-4230	AR	SPACER, (.060 thick)
7	8098-4217	2	DRIVE SCREW		8098-4231	AR	SPACER, (.065 thick)
8	8098-4218	1	NAMEPLATE	20	8098-4232	2	BEARING CONE
				21	8098-4233	1	INPUT GEAR
				22	8098-4234	1	INPUT BEARING SPACER

* - Changed description on item 16.

LK

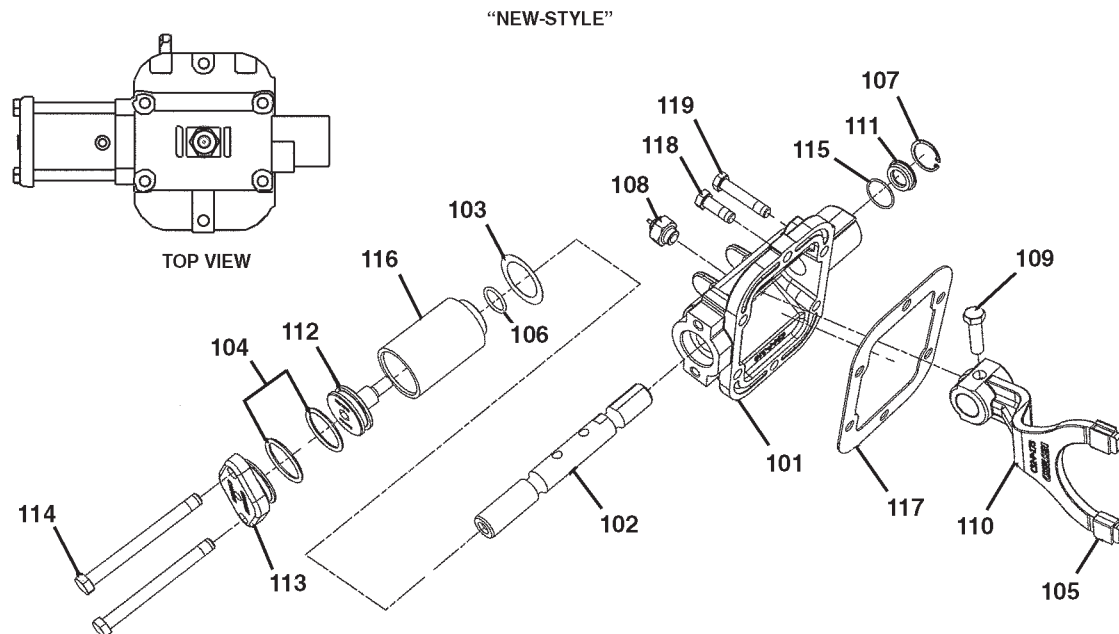
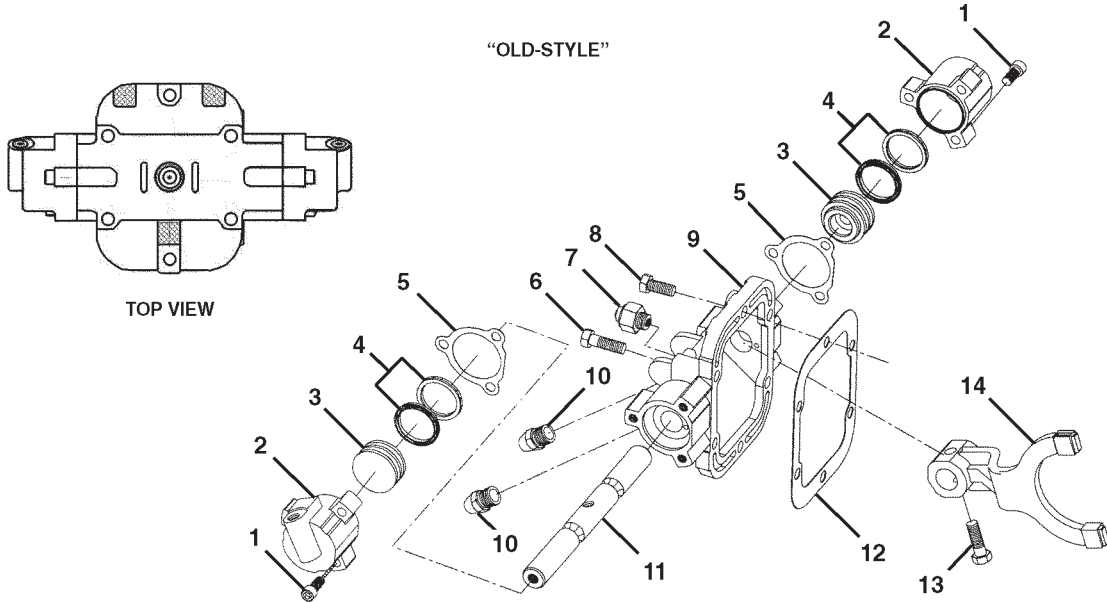


Item	Part No.	Qty.	Description Of Part
1	8098-4256	1	OUTPUT SHAFT
2	8098-4257	2	BEARING CONE
*3	8098-4258	2	SPACER
4	8098-4213	AR	SHIM, (.003 thick), (GREEN)
	8098-4214	AR	SHIM, (.010 thick), (BROWN)
	8098-4215	AR	SHIM, (.020 thick), (YELLOW)
5	8098-4259	2	O-RING
6	8098-4260	1	BEARING CAP
7	8098-4261	4	HEX HDCAPSCREW
8	8098-4262	1	OIL SEAL
*9	8098-4431	1	BEARING CUP, (not illustrated)

* - Added item 9; changed nomenclature on item 3.

PM

UN 3-21



PAC10991

* - Revised illustration.
 MF

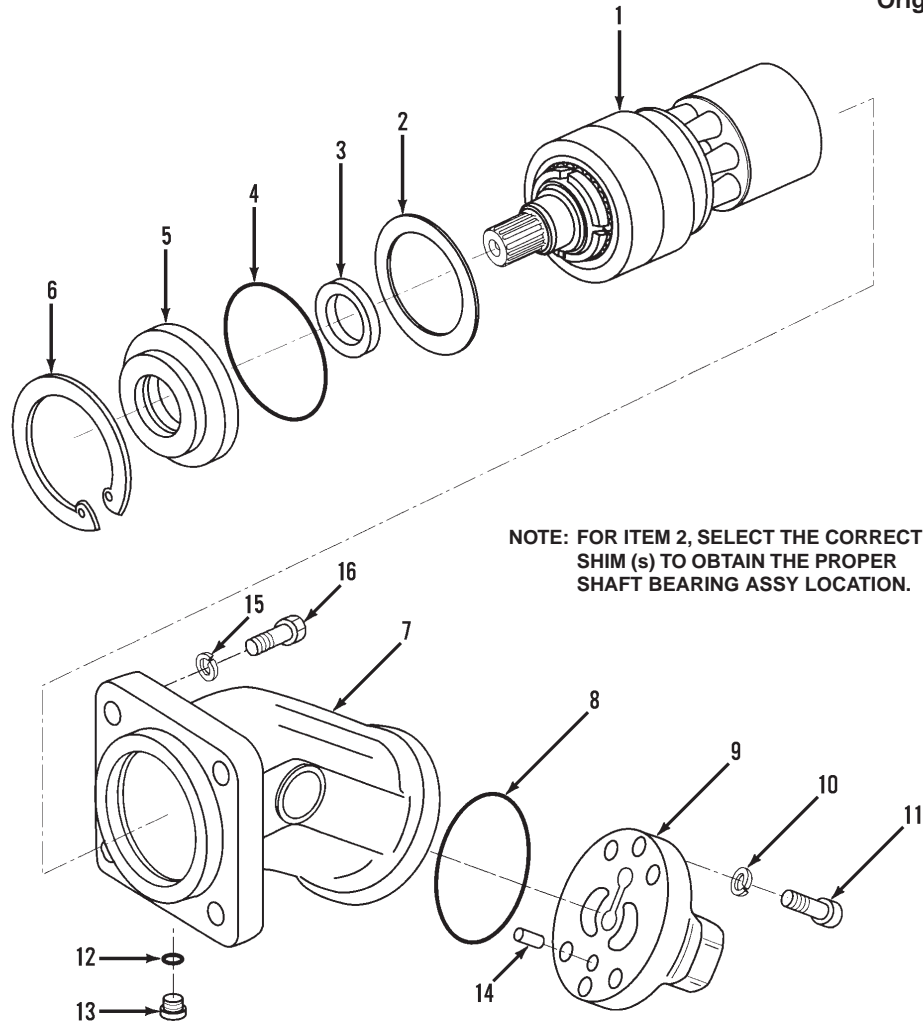
Item	Part No.	Qty.	Description Of Part
*1	8098-4253	1	AIR SHIFT COVER ASSY (old-style), (includes all items except 6, 8 & 12)
		6	SOCKET HD CAPSCREW, 3/8-18X1-1/4
2	8098-4240	2	CYLINDER CAP
3	8098-4241	2	PISTON
*4	8348-3174	2	BLOCK VEE RING
5	8098-4243	2	CYLINDER GASKET
*6		4	HEX HD CAPSCREW, 3/8-16X2-1/8
7	8098-4245	1	INDICATOR SWITCH, (single-pin)
*8		2	HEX HD CAPSCREW, 3/8-16X1-1/8
9	8098-4247	1	SHIFTER COVER
10	8098-4248	2	POPPET CAP
11	8098-4249	1	SHIFTER SHAFT
12	8098-4250	1	GASKET
*13		1	HEX HD CAPSCREW, 3/8-16X1-1/4
14	8098-4252	1	SHIFTER FORK

Note: This style assembly is no longer available and will be replaced by the "new-style" assembly shown in the illustration when ordering 80984253.

Item	Part No.	Qty.	Description Of Part
	8098-4253	1	AIR SHIFT COVER ASSY (new-style), (includes all items except 117 thru 119)
101	8098-4457	1	COVER SHIFTER
102	8098-4456	1	SHAFT SHIFTER
103	8048-4059	1	GASKET
104	8348-3174	1	BLOCK VEE RING
105	8038-4418	2	CLIP SHIFTER SHOE
106	8098-4259	1	O-RING
107	7009640	1	LOCK RING
108	8038-3294	1	INDICATOR SWITCH, (single-pin)
109		2	HEX HD CAPSCREW, 3/8X1-1/4
110	8098-4252	1	SHIFTER FORK
111	7009641	1	PLUG COVER
112	8048-4066	1	PISTON SHIFTER
113	8688-1357	1	CYLINDER CAP
114		2	HEX HD CAPSCREW, 3/8-16X4
115	8098-4227	1	O-RING
116	8098-4454	1	AIR SHIFT CYLINDER
117	8098-4455	1	GASKET
118		2	HEX HD CAPSCREW, 3/8-16X1-1/8
119		4	HEX HD CAPSCREW, 3/8-16X2

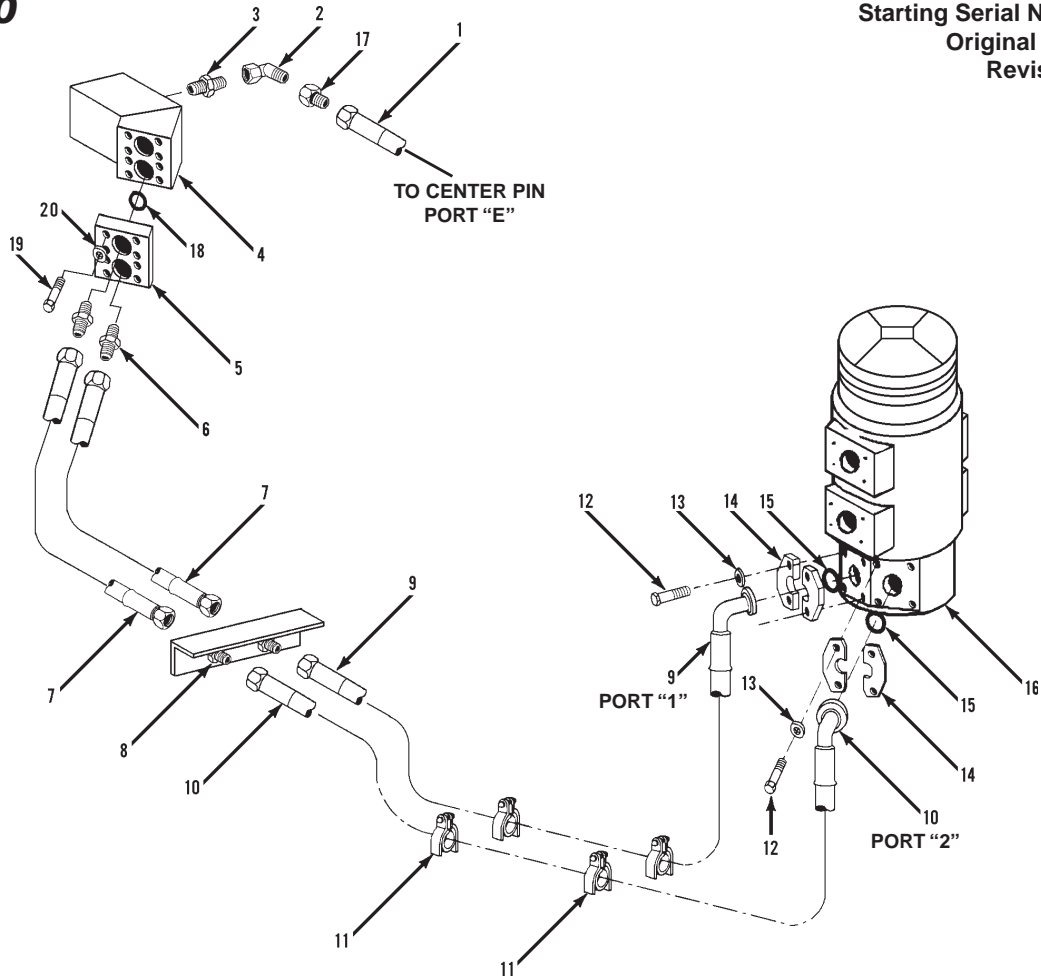
* - Removed part numbers on items 1, 6, 8 & 13; Changed part number on item 4;
Removed kit 8098-4254; Added 'new-style' parts list.

DRIVE LINE COMPONENTS
(8098-3135) Power Take-off Drive Motor
 6X4 or 6X6 Undercarriage
 Starting Serial No. G04514
 Original Issue 6-97



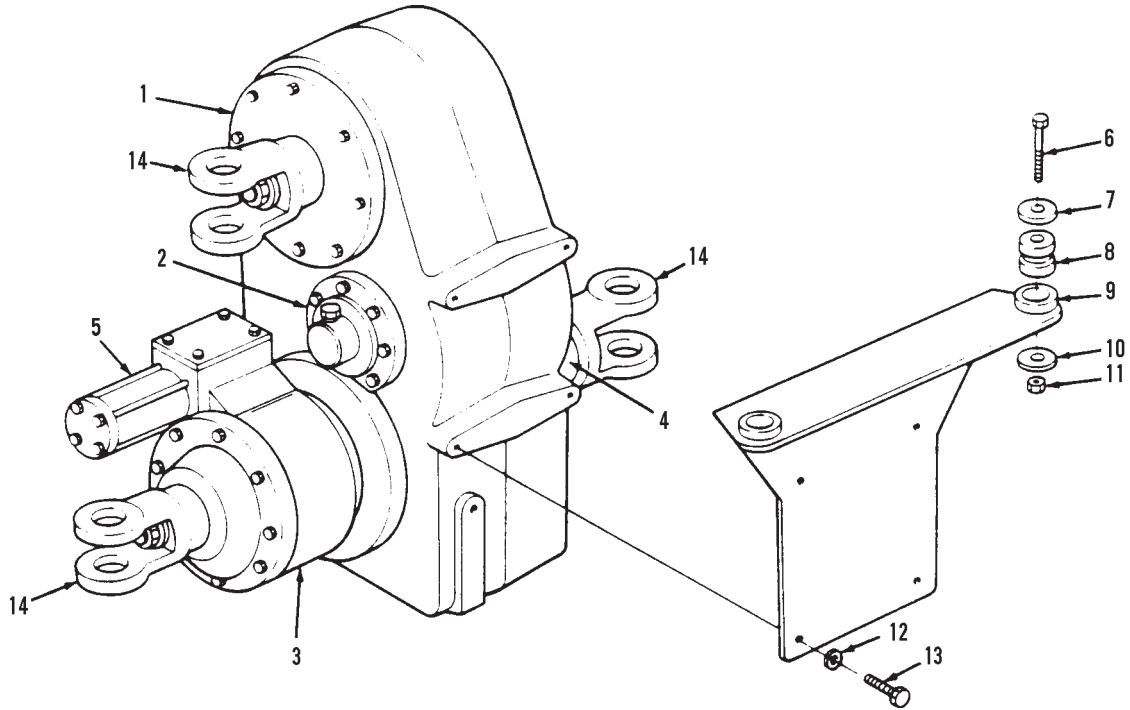
NOTE: FOR ITEM 2, SELECT THE CORRECT SHIM (S) TO OBTAIN THE PROPER SHAFT BEARING ASSY LOCATION.

Item	Part No.	Qty.	Description Of Part	Item	Part No.	Qty.	Description Of Part
	8098-3135	1	PTO DRIVE MOTOR ASSY, (includes all items)	10	8093-4015	6	LOCKWASHER
1	8098-4202	1	SEAL KIT, (includes items 3, 4, 8 & 12)	11	9114-4424	4	CAPSCREW, (long)
2	8098-4203	1	ROTARY GROUP ASSY		8392-4098	2	CAPSCREW, (short)
	8098-4208	AR	SHIM	12		1	O-RING
	8098-4209	AR	SHIM	13	8093-4082	1	PLUG, (includes item 12)
3		1	SHAFT SEAL	14	8098-4206	1	DOWEL PIN
4		1	O-RING	15	8855-1013	4	LOCKWASHER, 1/2
5	8098-4207	1	FRONT COVER	16	8820-1069	4	HEX HD CAPSCREW, 1/2-13X2, GR5
6	8023-4020	1	INTERNAL SNAP RING				NOTE: ONLY ITEMS WITH PART NUMBERS ARE AVAILABLE FOR SERVICE.
7	8098-4204	1	HOUSING				
8		1	O-RING				
9	8098-4205	1	PORT PLATE				



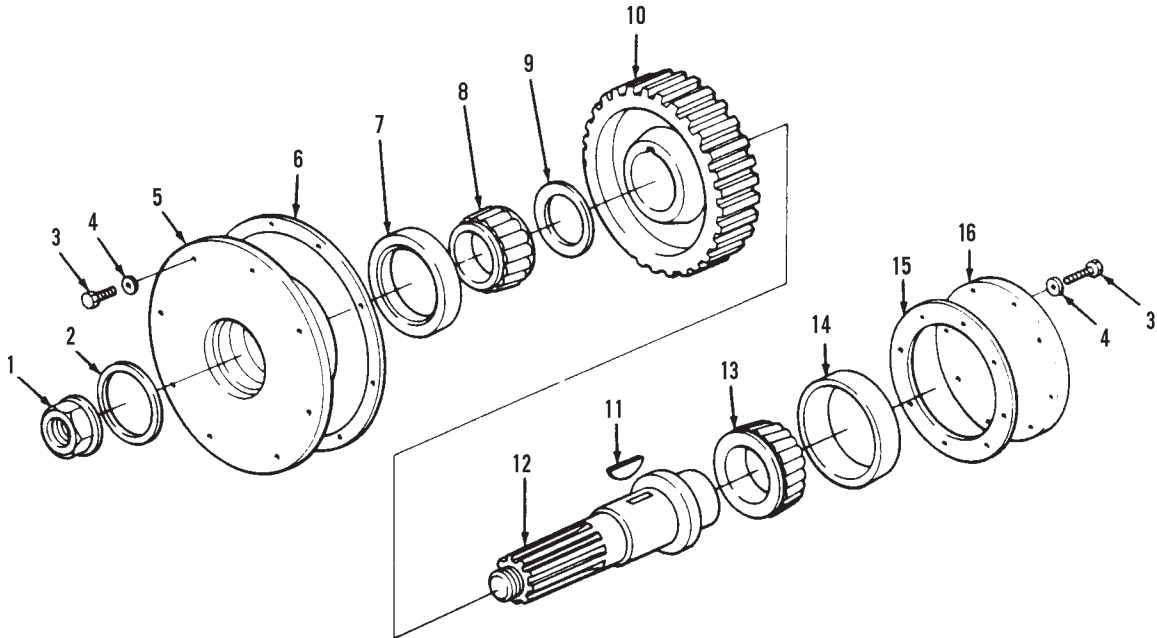
Item	Part No.	Qty.	Description Of Part
1	8471-8277	1	HOSE ASSY
2	8866-2106	1	ELBOW, 90 DEGREES, (swivel nut)
3	8098-3142	1	CHECK VALVE
4		Ref	PTO DRIVE MOTOR ASSY, (see page UN3-23 for details)
5	8093-1051	1	ADAPTER BLOCK
6	8098-3141	2	CHECK VALVE
7	8471-8928	2	HOSE ASSY
8	8866-2366	2	BULKHEAD ADAPTER
9	8471-8107	1	HOSE ASSY, (6X4 & 6X6)
10	8471-8106	1	HOSE ASSY
*11	8098-3174	6	CUSHION CLAMP
12	8820-1036	8	HEX HD CAPSCREW, 3/8-16X1-1/4, GR5
13	8855-1011	8	LOCKWASHER
14	8471-1333	4	FLANGE HALF
15	9108-3106	2	O-RING
16		Ref	CENTER PIN ASSY, (see page UP4-28 for details)
17	8866-1342	1	TUBE END REDUCER, 1/2X3/8 TUBE
18	8093-3066	2	O-RING
19	8821-1073	8	SOCKET HD CAPSCREW, 3/8-16X1-1/2, GR8
20	8855-1107	8	LOCKWASHER, (Hi-Collar), 3/8

* - Revised illustration; changed part number on item 11.

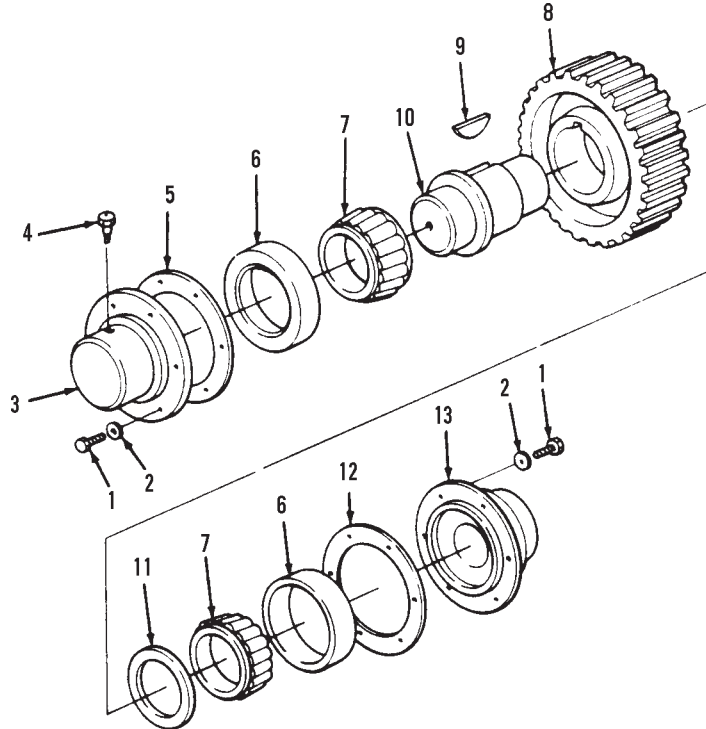


Item	Part No.	Qty.	Description Of Part
	8068-3147	1	TRANSFER CASE ASSY, (includes items 1 thru 5 and item 14)
1		1	INPUT SHAFT & GEAR ASSY, (see page UN3-26 for details)
2		1	INTERMEDIATE SHAFT & GEAR ASSY, (see page UN3-27 for details)
3		1	FRONT OUTPUT SHAFT ASSY, (see page UN3-28 for details)
4		1	REAR OUTPUT SHAFT & GEAR ASSY, (see page UN3-29 for details)
5		1	FRONT DE-CLUTCH SHIFT MECHANISM, (see page UN3-30 for details)
6	8820-1105	4	HEX HDCAPSCREW, 5/8-11X4, GR5
7	8688-1287	4	WASHER
8	8688-1227	4	SHOCK MOUNT
9	8068-6060	1	L.H. GEAR BOX SUPPORT
	8068-6061	1	R.H. GEAR BOX SUPPORT
10	8856-1113	4	FLAT WASHER, 5/8
11	2460-1563	4	HEX LOCKNUT
12	8855-1016	8	LOCKWASHER, 3/4
13	8820-1110	8	3/4-10X1-3/4, GR5
*14	8068-4181	3	YOKE

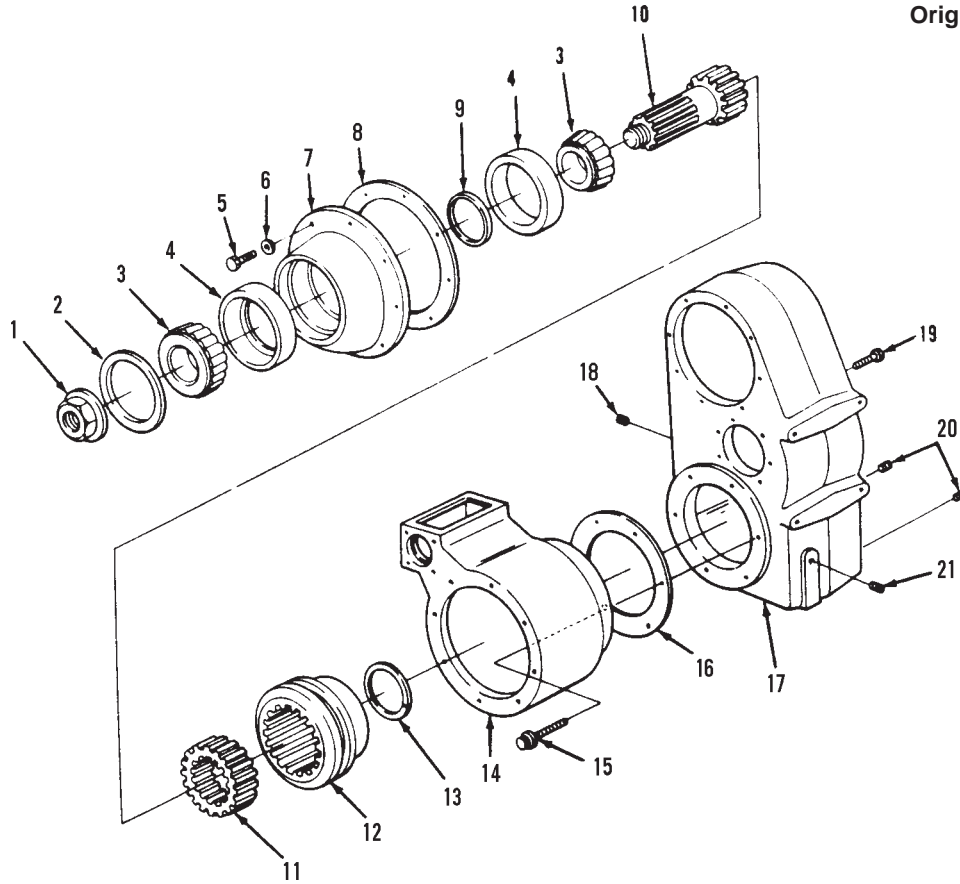
* - Changed part number on item 14.
 PM



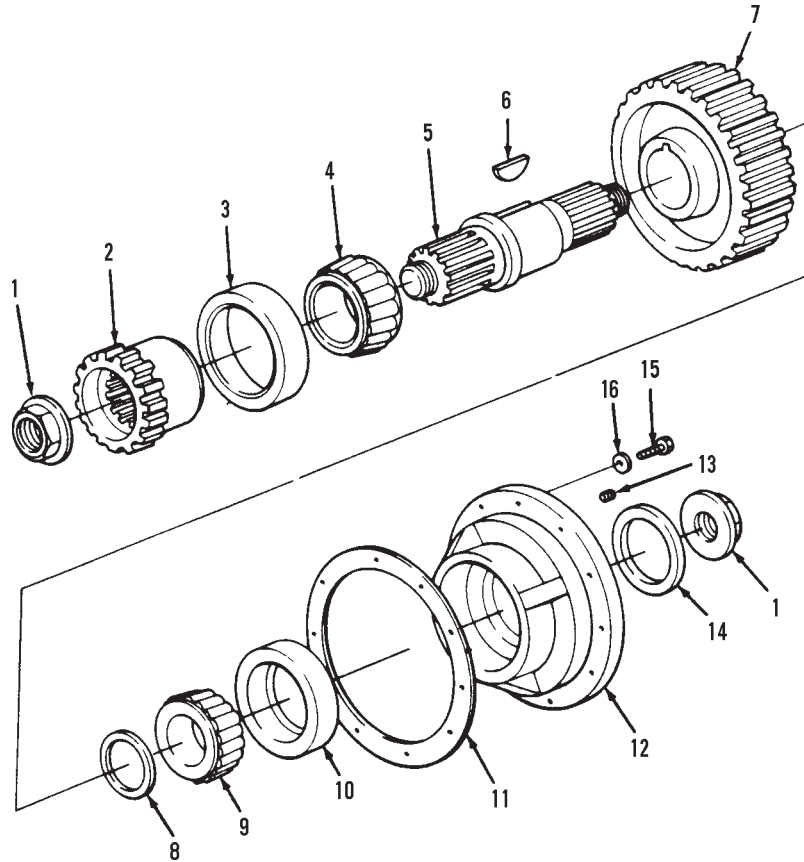
Item	Part No.	Qty.	Description Of Part
1	8368-4764	1	HEX LOCKNUT
2	8368-4765	1	OIL SEAL
3	8820-1051	16	HEX HD CAPSCREW, 7/16-14X1-1/4 GR5
4	8856-1005	16	FLAT WASHER, 7/16
5	8368-4766	1	TOP FRONT CARRIER
6	8368-4767	1	GASKET
7	8368-4768	1	BEARING CUP
8	8368-4769	1	BEARING CONE
9	8368-4770	1	WASHER
10	8368-4771	1	INPUT SHAFT GEAR
11	8368-4772	1	WOODRUFF KEY
12	8368-4773	1	INPUT SHAFT
13	8368-4774	1	BEARING CONE
14	8368-4775	1	BEARING CUP
15	8368-4776	AR	SHIM, (.002 thick), (red)
	8368-4777	AR	SHIM, (.005 thick), (blue)
	8368-4778	AR	SHIM, (.015 thick), (pink)
	8368-4779	AR	SHIM, (.030 thick), (coral)
16	8368-4780	1	TOP REAR CAP



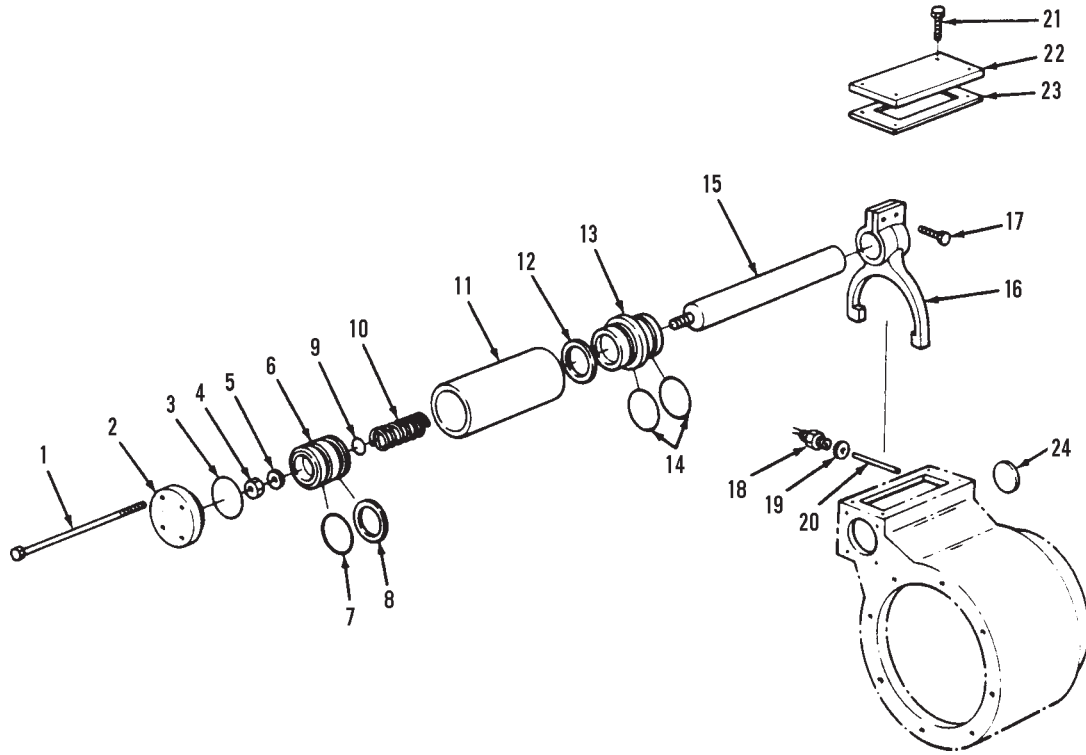
Item	Part No.	Qty.	Description Of Part
1	8820-1051	12	HEX HD CAPSCREW, 7/16-14X1-1/4, GR5
2	8856-1005	12	FLAT WASHER, 7/16
3	8368-4781	1	INTERMEDIATE SHAFT FRONT CAP
4	8368-4782	1	VENT
5	8368-4783	1	GASKET
6	8368-4768	2	BEARING CUP
7	8368-4784	2	BEARING CONE
8	8368-4785	1	INTERMEDIATE SHAFT GEAR
9	8368-4772	1	WOODRUFF KEY
10	8368-4786	1	INTERMEDIATE SHAFT
11	8368-4787	1	WASHER
12	8368-4788	AR	SHIM, (.002 thick), (red)
	8368-4789	AR	SHIM, (.005 thick), (blue)
	8368-4790	AR	SHIM, (.015 thick), (pink)
	8368-4791	AR	SHIM, (.030 thick), (coral)
13	8368-4792	1	INTERMEDIATE SHAFT REAR CAP



Item	Part No.	Qty.	Description Of Part	Item	Part No.	Qty.	Description Of Part	
1	8368-4764	1	HEX LOCKNUT	10	8368-4834	1	FRONT OUTPUT SHAFT	
2	8368-4823	1	OIL SEAL	11	8368-4835	1	CLUTCH GEAR	
3	8368-4824	2	BEARING CONE	12	8368-4836	1	CLUTCH COLLAR GEAR	
4	8368-4825	2	BEARING CUP	13	8368-4837	1	SNAP RING	
5	8820-1051	8	HEX HD CAPSCREW, 7/16-14X1-1/4, GR5	14	8368-4838	1	FRONT DRIVE DE-CLUTCH HOUSING	
6	8856-1005	8	FLAT WASHER, 7/16	15	8368-4839	6	CAPSCREW, 12 PT. HEAD	
7	8368-4826	1	FRONT OUTPUT CARRIER	16	8368-4840	AR	SHIM, (.002 thick), (red)	
8	8368-4827	1	GASKET		8368-4841	AR	SHIM, (.005 thick), (blue)	
9	8368-4828	AR	BEARING SPACER RING, (.360 thick)		8368-4842	AR	SHIM, (.015 thick), (pink)	
			8368-4829	AR	8368-4843	AR	SHIM, (.030 thick), (coral)	
			8368-4830	AR	17	8368-4844	1	TRANSFER CASE HOUSING
			8368-4831	AR	18	8368-4845	1	MAGNETIC PLUG
			8368-4832	AR	19	8820-1016	4	HEX HD CAPSCREW, 5/16-18X1/2, GR5
			8368-4833	AR	20	8368-4846	2	SOCKET HD PIPE PLUG, 1/4 NPT
					21	8368-4847	2	SOCKET HD PIPE PLUG, 1/4 NPT

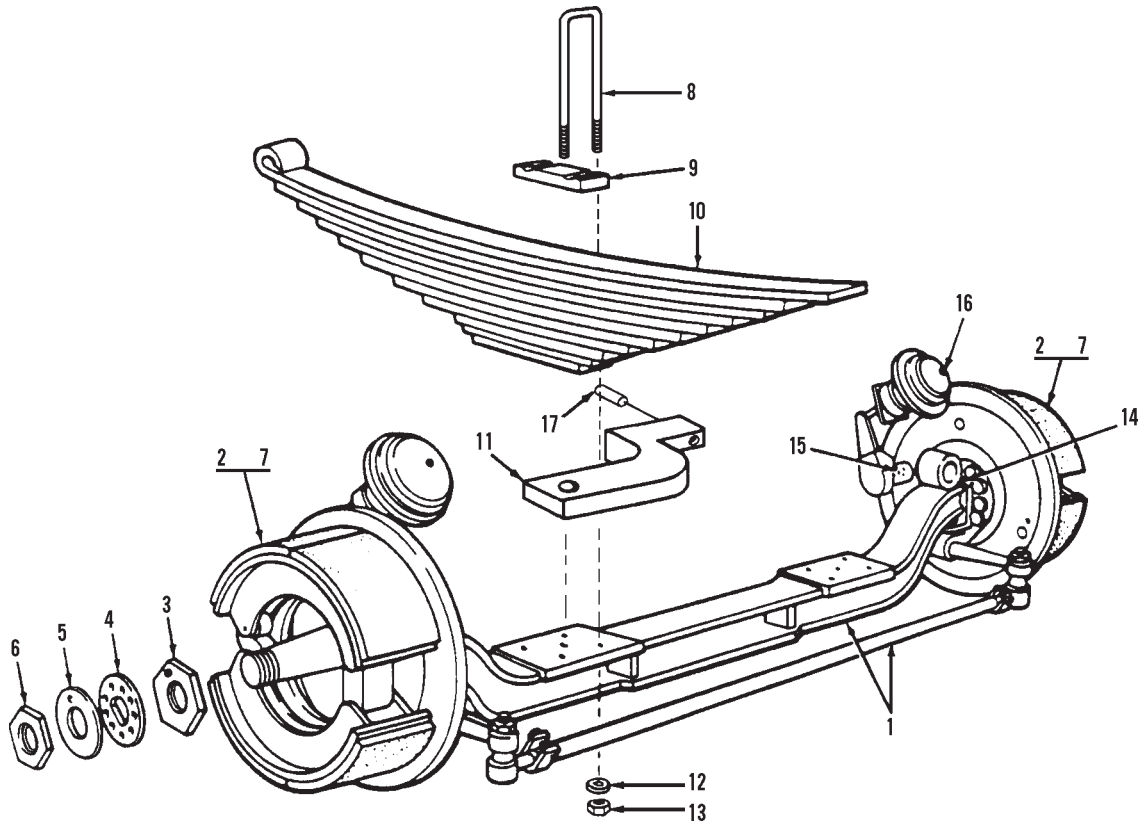


Item	Part No.	Qty.	Description Of Part
1	8368-4764	2	HEX LOCKNUT
2	8368-4793	1	CLUTCH FRONT DRIVE GEAR
3	8368-4794	1	BEARING CUP
4	8368-4795	1	BEARING CONE
5	8368-4796	1	LOWER OUTPUT SHAFT
6	8368-4772	1	WOODRUFF KEY
7	8368-4771	1	OUTPUT SHAFT GEAR
8	8368-4770	1	WASHER
9	8368-4769	1	BEARING CONE
10	8368-4768	1	BEARING CUP
11	8368-4797	2	GASKET
12	8368-4798	1	BOTTOM REAR CARRIER
13	8368-4799	1	OIL FILLER PLUG
14	8368-4765	1	OIL SEAL
15	8820-1051	10	HEX HD CAPSCREW, 7/16-14X1-1/4, GR5
16	8856-1005	10	FLAT WASHER, 7/16

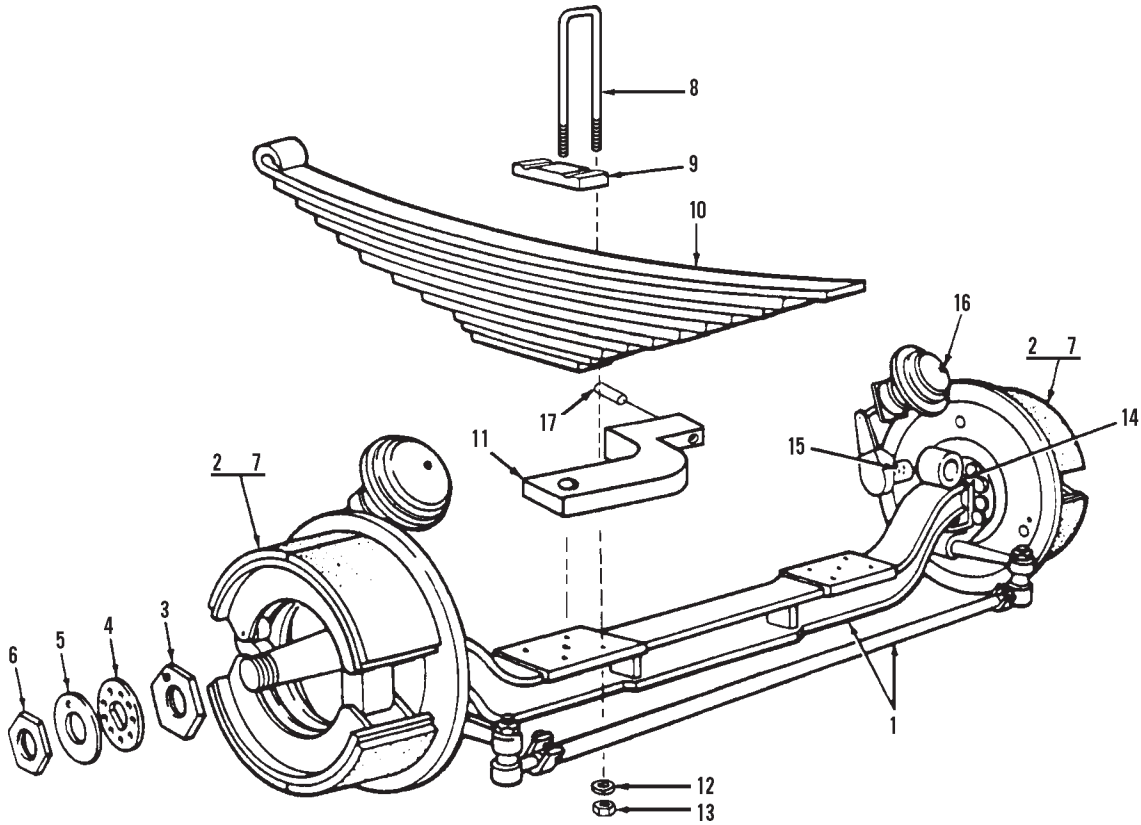


Item	Part No.	Qty.	Description Of Part
*1	8068-4182	4	BOLT, 1/4-20X3-3/4
2	8368-4801	1	SHIFT CYLINDER CAP
3	8368-4802	1	O-RING
4	8368-4803	1	HEX LOCKNUT
5	8368-4804	1	WASHER
6	8368-4805	1	PISTON
7	8368-4806	1	O-RING
8	8368-4807	1	FELT WIPER
9	8368-4808	1	O-RING
10	8368-4810	1	SPRING
11	8368-4809	1	SHIFT CYLINDER TUBE
12	8368-4811	1	STOP RING
13	8368-4812	1	ADAPTER TUBE
14	8368-4813	2	O-RING
15	8368-4814	1	SHIFTER SHAFT
16	8368-4815	1	SHIFT FORK
17	8368-4816	2	HEX HD CAPSCREW
18	8368-4817	1	SHIFT INDICATOR SWITCH
19	8368-4818	1	COPPER WASHER
20	8368-4819	1	PIN
21	8820-1001	4	HEX HD CAPSCREW, 1/4-20X1/2, GR5
22	8368-4820	1	COVER PLATE
23	8368-4821	1	GASKET
24	8368-4822	1	WELCH PLUG

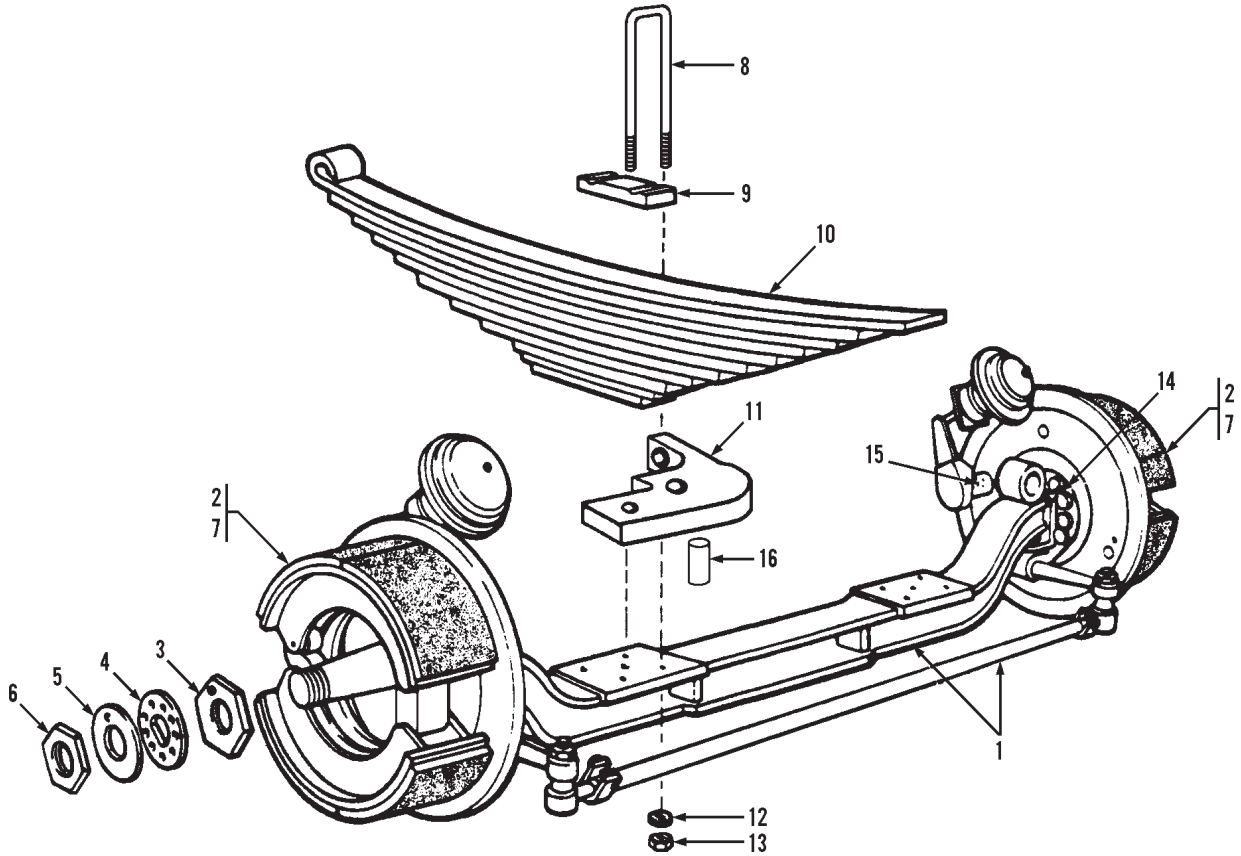
* - Changed part number on item 1.



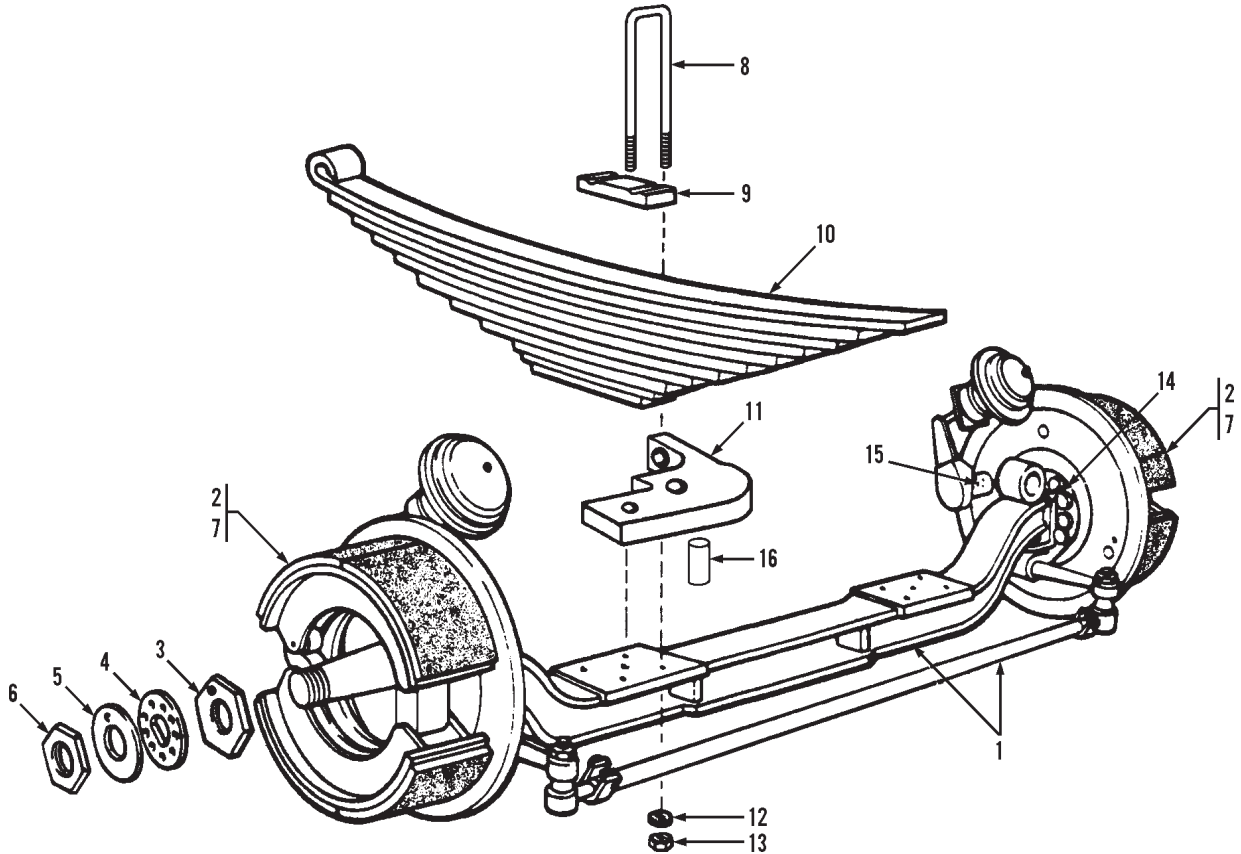
Item	Part No.	Qty.	Description Of Part
	8368-5203	1	FRONT AXLE ASSY, W/SPOKE
	8395-3264	1	FRONT AXLE ASSY, (includes all items)
1		Ref	STEERING KNUCKLE & AXLE BEAM, (see page UN4-2 for details)
2		Ref	BRAKE SHOE ASSY, (see page UN4-3 for details)
3	8348-1437	2	INNER BEARING NUT
4	8307-1586	2	LOCKWASHER
5	8307-1587	2	FLAT WASHER
6	8307-1585	2	OUTER BEARING NUT
7		2	WHEEL & RIM ASSY, (see page UN4-4 for details)
8	8668-1356	2	SPRING CLIP
9	8668-3039	2	CLIP SEAT
10		Ref	SPRING ASSY, (see page UN4-5 for details)
11	8068-1045	1	SEAT WELDMENT
12	8668-1572	8	FLAT WASHER
13	7738-3580	8	HEX HIGH NUT, (lubricate and torque to 335-365 ft. lbs.)
14	8867-1022	4	LUBE FITTING, 90 DEGREES, 1/8
15	8867-1018	2	LUBE FITTING, 45 DEGREES, 1/8
16	8871-1572	2	REDUCING BUSHING, 3/8 X 1/4
17	8698-1645	2	DOWEL PIN



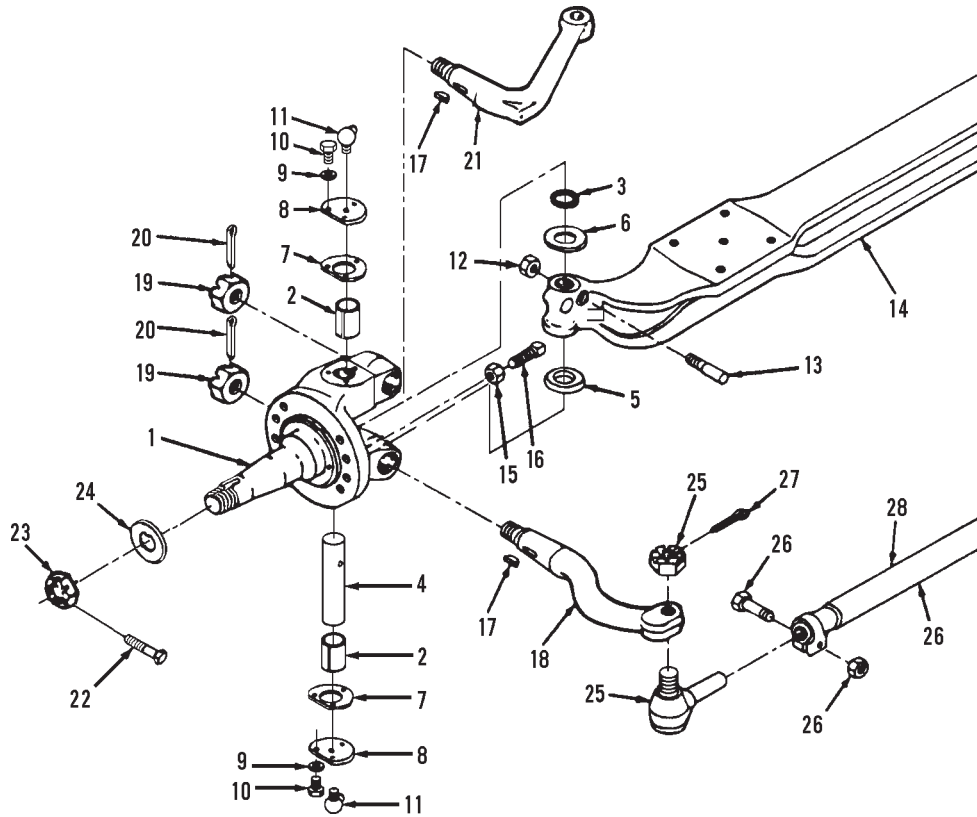
Item	Part No.	Qty.	Description Of Part
	8368-5218	1	FRONT AXLE ASSY, W/DISC
	8395-3264	1	FRONT AXLE ASSY, (includes all items 1 thru 6)
1		Ref	STEERING KNUCKLE & AXLE BEAM, (see page UN4-2 for details)
2		Ref	BRAKE SHOE ASSY, (see page UN4-3 for details)
3	8348-1437	2	INNER BEARING NUT
4	8307-1586	2	LOCKWASHER
5	8307-1587	2	FLAT WASHER
6	8307-1585	2	OUTER BEARING NUT
7		2	WHEEL & RIM ASSY, (see page UN4-4 for details)
8	8668-1356	4	SPRING CLIP
9	8668-3039	2	CLIP SEAT
10		Ref	SPRING ASSY, (see page UN4-5 for details)
11	8068-1045	1	SEAT WELDMENT
12	8668-1572	8	FLAT WASHER
13	7738-3580	8	HEX HIGH NUT, (lubricate and torque to 335-365 ft. lbs.)
14	8867-1022	4	LUBE FITTING, 90 DEGREES, 1/8
15	8867-1018	2	LUBE FITTING, 45 DEGREES, 1/8
16	8871-1572	2	REDUCING BUSHING, 3/8 X 1/4
17	8698-1645	2	DOWEL PIN



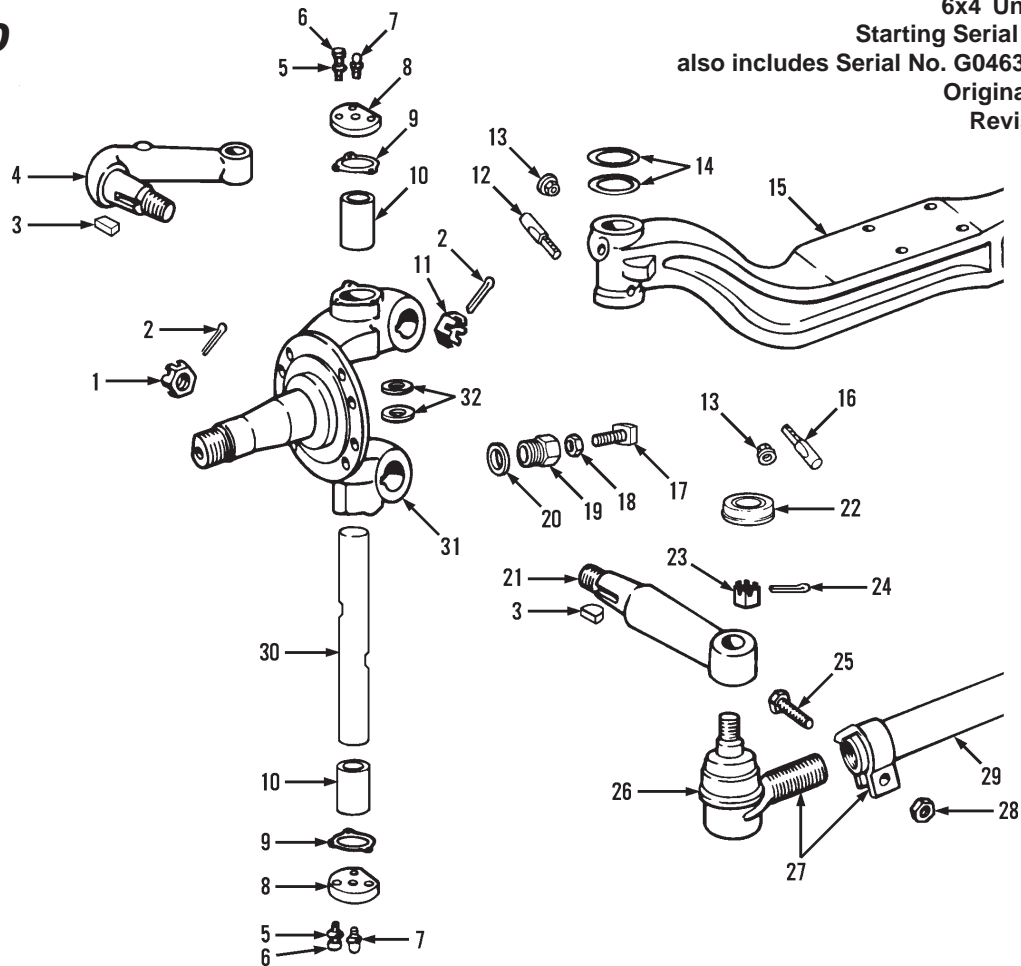
Item	Part No.	Qty.	Description Of Part	Item	Part No.	Qty.	Description Of Part	
1	8068-5105	1	FRONT AXLE ASSY, w/SPOKE WHEELS, (includes all items)	7		Ref	WHEEL & RIM ASSY, (see page UN4-4 for details)	
	8068-3205	1	FRONT AXLE ASSY, (includes items 1 thru 6)		8	8668-1356	4	SPRING CLIP
	8068-4202	1	WHEEL BEARING NUT KIT, (includes items 3 thru 6)		9	8668-3039	2	CLIP SEAT
2		Ref	STEERING KNUCKLE & AXLE BEAM, (see page UN4-2 for details)	10		Ref	SPRING ASSY, (see page UN4-5 for details)	
		Ref	BRAKE SHOE ASSY, (see page UN4-3 for details)	11	8068-1045	1	SEAT WELDMENT	
3	8348-1437	2	INNER BEARING NUT	12	8668-1572	8	FLAT WASHER	
4	8307-1586	2	LOCKWASHER	13	7738-3580	8	HEX HIGH NUT, (lubricate and torque to 335-365 ft. lbs.)	
5	8307-1587	2	FLAT WASHER	14	8867-1022	4	LUBE FITTING, 90 DEGREES, 1/8	
6	8307-1585	2	OUTER BEARING NUT	15	8867-1018	2	LUBE FITTING, 45 DEGREES, 1/8	
				16	8698-1645	2	DOWEL PIN	



Item	Part No.	Qty.	Description Of Part	Item	Part No.	Qty.	Description Of Part	
1	8068-5106	1	FRONT AXLE ASSY, w/DISC WHEELS, (includes all items)	7		Ref	WHEEL & RIM ASSY, (see page UN4-4 for details)	
	8068-3205	1	FRONT AXLE ASSY, (includes items 1 thru 6)	8	8668-1356	4	SPRING CLIP	
	8068-4202	1	WHEEL BEARING NUT KIT, (includes items 3 thru 6)	9	8668-3039	2	CLIP SEAT	
		Ref	STEERING KNUCKLE & AXLE BEAM, (see page UN4-2 for details)	10		Ref	SPRING ASSY, (see page UN4-5 for details)	
	2		Ref	BRAKE SHOE ASSY, (see page UN4-3 for details)	11	8068-1045	1	SEAT WELDMENT
	3	8348-1437	2	INNER BEARING NUT	12	8668-1572	8	FLAT WASHER
4	8307-1586	2	LOCKWASHER	13	7738-3580	8	HEX HIGH NUT, (lubricate and torque to 335-365 ft. lbs.)	
5	8307-1587	2	FLAT WASHER	14	8867-1022	4	LUBE FITTING, 90 DEGREES, 1/8	
6	8307-1585	2	OUTER BEARING NUT	15	8867-1018	2	LUBE FITTING, 45 DEGREES, 1/8	
				16	8698-1645	2	DOWEL PIN	

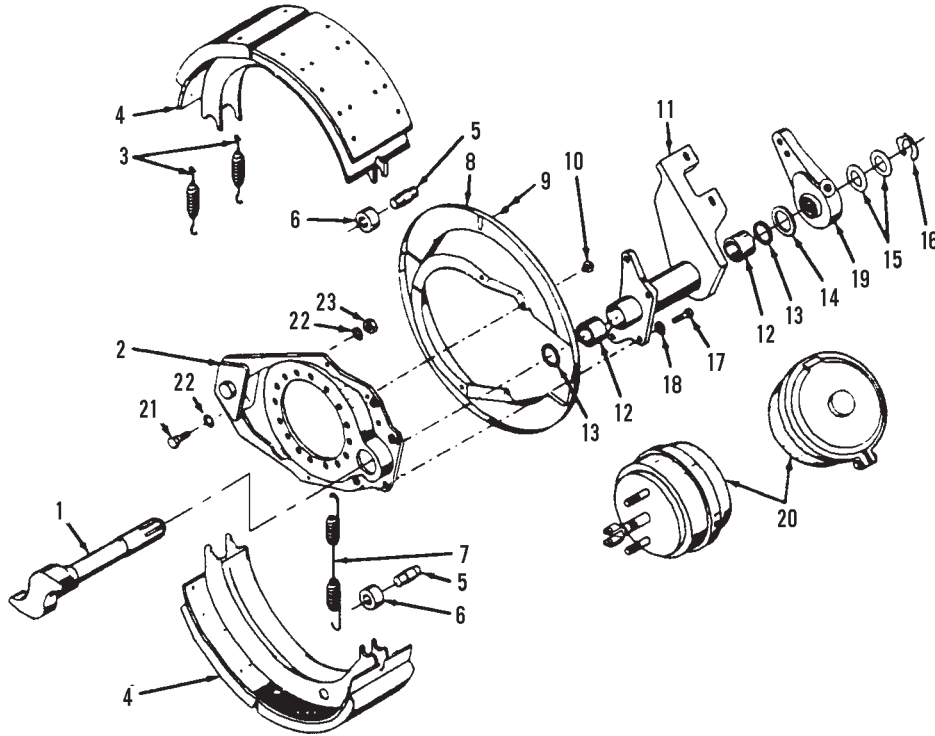


Item	Part No.	Qty.	Description Of Part	Item	Part No.	Qty.	Description Of Part
1	8368-4376	1	STEERING KNUCKLE KIT, (includes items 2 thru 7 & 9 thru 13)	13	8368-4393	2	DRAW KEY
	8368-4377	1	STEERING KNUCKLE ASSY, L.H. (includes items 2 & 3)	14	8368-4394	1	AXLE BEAM
	8368-4378	1	STEERING KNUCKLE ASSY, R.H. (includes items 2 & 3)	15	8368-4853	2	LOCK NUT
2	8368-4379	4	BUSHING	16	8368-4854	2	STOP SCREW
3	8368-4380	2	SEAL	17	8368-4397	4	KEY
4	8368-4852	2	KNUCKLE PIN	18	8368-4855	1	TIE ROD ARM, L.H.
5	8368-4382	2	BEARING ASSY		8368-4856	1	TIE ROD ARM, R.H.
6	8368-4383	AR	SHIM, (.005 THICK)	19	8368-4400	4	HEX NUT
	8368-4384	AR	SHIM, (.010 THICK)	20	8368-4401	4	COTTER PIN
	8368-4385	AR	SHIM, (.015 THICK)	21	8368-7022	1	STEERING ARM, L.H.
	8368-4386	AR	SHIM, (.025 THICK)		8368-7023	1	STEERING ARM, R.H.
7	8368-4387	4	GASKET	22	8368-4404	2	COTTER PIN
8	8368-4388	4	KNUCKLE CAP	23	8368-4405	2	HEX NUT
9	8368-4389	12	FLANGE WASHER	24	8368-4406	2	WASHER
10	8368-4390	12	HEX HD CAPSCREW	25	8368-4408	1	SOCKET ASSY, L.H.
11	8368-4391	4	LUBE FITTING, 90 DEGREES		8368-4409	1	SOCKET ASSY, R.H.
12	8368-4392	2	LOCK NUT	26	8368-4410	1	CROSS TUBE ASSY
				27	8368-4858	2	COTTER PIN
				28	8368-4407	1	CROSS TUBE & SOCKET ASSY, (includes items 25 & 26)

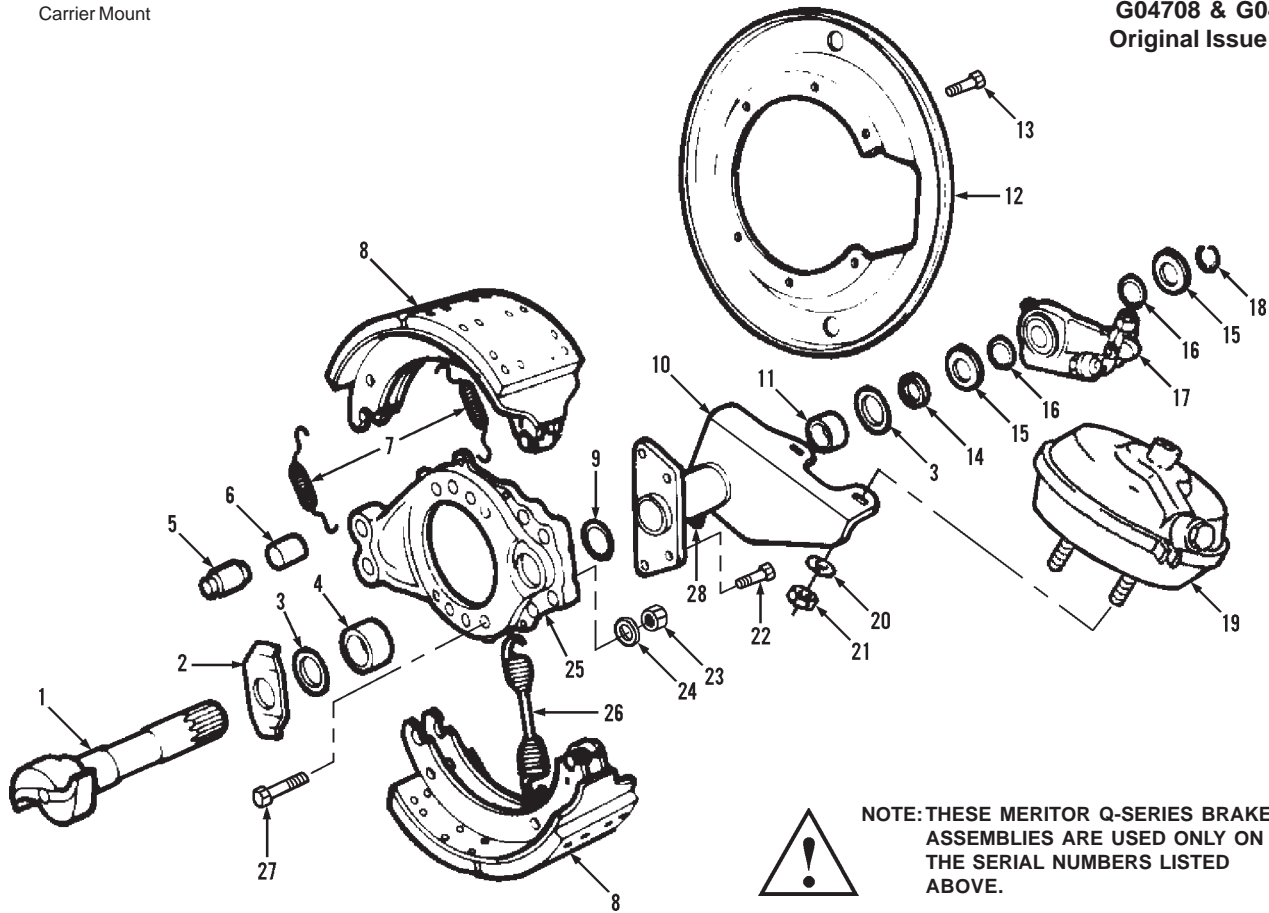


Item	Part No.	Qty.	Description Of Part	Item	Part No.	Qty.	Description Of Part
	8068-4201	1	KING PIN KIT, (includes items 5 thru 10, 12, 13, 14, 16, 22, 30, 32)	22	8068-4198	1	BEARING ASSY
1	8309-1206	1	NUT	23		1	NUT
2	8698-4034	2	COTTER	24	8307-3948	1	COTTER
3	7737-4027	2	KEY	25		1	CAPSCREW
4	8068-4192	1	STEERING ARM, L.H.	26	8688-1411	1	TIE ROD END ASSY, L.H., (includes item 23)
	8068-4281	1	STEERING ARM, R.H.		8688-1413	1	TIE ROD END ASSY, R.H., (includes item 23)
5	7737-4013	2	FLAT WASHER	27	7737-4032	1	TIE ROD & END ASSY, (includes items 26 & 29)
6	7737-4014	2	CAPSCREW	28		1	NUT
7	8368-4981	2	GREASE FITTING	29	7737-4028	1	TIE ROD & CLAMP ASSY, (includes items 25 & 28)
8	8038-4103	2	CAP	30	8038-4105	1	KNUCKLE PIN
9	8688-1418	2	GASKET	31	8068-4200	1	STEERING KNUCKLE ASSY, L.H., (includes item 10)
10	8368-4369	2	BUSHING		8068-4199	1	STEERING KNUCKLE ASSY, R.H., (includes item 10)
11	8308-1132	1	NUT	32	8688-1426	1	OIL SEAL ASSY
12	7737-4015	1	KEY, (upper)				NOTE: QUANTITIES SHOWN ARE FOR ONE WHEEL END ONLY.
13	8688-1425	2	NUT				NOTE: ONLY ITEMS WITH PART NUMBERS ARE AVAILABLE FOR SERVICE.
14	8068-4193	1	SHIM				
	8688-1427	1	SHIM				
15	8068-4194	1	AXLE CENTER				
16	8068-4195	1	KEY, (lower)				
17	7737-4019	1	STOP SCREW				
18	7737-4020	1	NUT				
19	7737-4021	1	ADAPTER				
20	7737-4022	1	HARDENED WASHER				
*21	8068-4288	1	TIE ROD ARM, R.H., (straight)				
	8068-4290	1	TIE ROD ARM, R.H., (curved)				
	8068-4287	1	TIE ROD ARM, L.H., (straight)				
	8068-4289	1	TIE ROD ARM, L.H., (curved)				

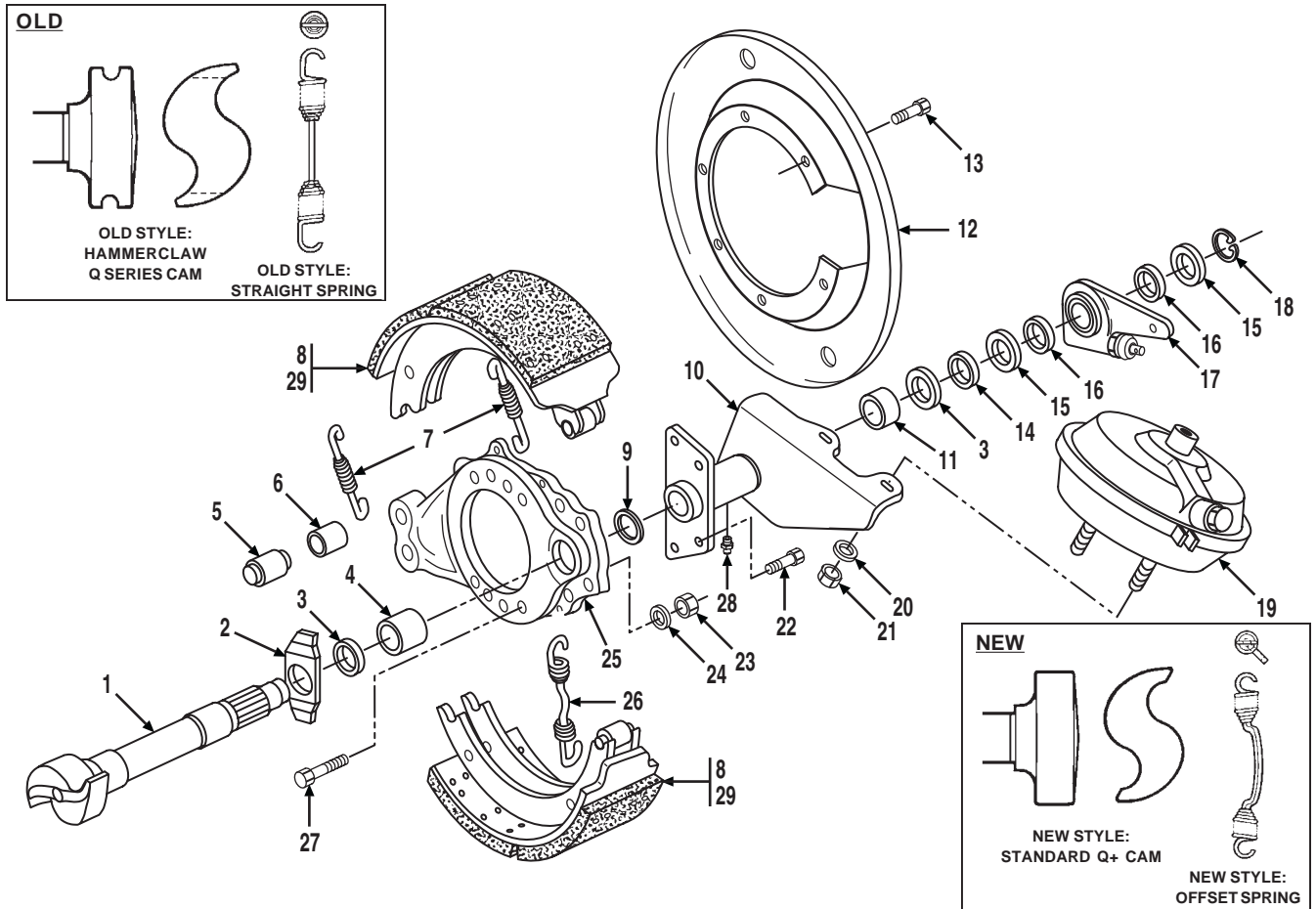
* - Added part number options to item 21.



Item	Part No.	Qty.	Description Of Part	Item	Part No.	Qty.	Description Of Part
1	8368-4412	1	CAMSHAFT, L.H.	12	8368-4426	2	BUSHING
	8368-4413	1	CAMSHAFT, R.H.	13	8368-4427	2	OIL SEAL
2	8368-4414	1	BRAKE SPIDER & ANCHOR PIN ASSY, L.H.	14	8368-4428	2	INNER WASHER
	8368-4415	1	BRAKE SPIDER & ANCHOR PIN ASSY, R.H.	15	8368-4429	AR	SHIM, (.030 THICK)
3	8368-4416	4	SHOE RETAINING SPRING		8368-4430	AR	SHIM, (.060 THICK)
4	8368-4417	4	BRAKE SHOE ASSY	16	8368-4431	2	SNAP RING
5	8368-4418	4	CAM ROLLER PIN	17	8368-4432	8	HEX HD CAPSCREW
6	8368-4419	4	CAM ROLLER	18	8368-4433	8	LOCK WASHER
7	8368-4420	2	RETURN SPRING	19	8395-3301	2	AUTOMATIC SLACK ADJUSTER ASSY
8	8368-4421	2	DUST SHIELD ASSY	20	8368-4862	2	AIR CHAMBER ASSY
9	8368-4422	2	DUST SHIELD PLUG	21	8368-4863	16	HEX HD CAPSCREW
10	8368-4423	12	HEX HD CAPSCREW	22	8368-4864	32	FLAT WASHER
11	8368-4424	1	CAMSHAFT BRACKET ASSY, L.H., (includes items 12 & 13)	23	8368-4865	16	HEX NUT
	8368-4425	1	CAMSHAFT BRACKET ASSY, R.H., (includes items 12 & 13)				



Item	Part No.	Qty.	Description Of Part	Item	Part No.	Qty.	Description Of Part
	8068-4185	1	BRAKE ASSY, L.H., (includes all items except items 17, 19, 20, 21, 23, 24 & 27)	14	8540-3196	1	FLAT WASHER
	8068-4186	1	BRAKE ASSY, R.H., (includes all items except items 17, 19, 20, 21, 23, 24 & 27)	15	8068-4164	2	FLAT WASHER
	8068-4203	1	LINED SHOES & HARDWARE KIT, (includes items 5, 6, 7 & 26)	16	8068-4165	2	FLAT WASHER
	8068-4205	1	HARDWARE KIT, (includes items 5, 6, 7 & 26)	17	8068-4166	1	AUTO SLACK ADJ., L.H.
	8068-4207	1	CAMBUSHING KIT, (includes items 3, 4 & 11)		8068-4167	1	AUTO SLACK ADJ., R.H.
1	8068-4187	1	CAMSHAFT, L.H.	18	8698-4005	1	SNAP RING
	8068-4188	1	CAMSHAFT, R.H.	19	7737-4008	1	BRAKE CHAMBER ASSY
2	8068-4171	1	SPECIAL WASHER	20	8368-4545	1	FLAT WASHER
3	7737-4005	2	SEAL ASSY	21	7737-4010	1	NUT
4	8068-4170	1	CAMBUSHING	22	7737-4011	4	CAPSCREW
5	8368-3822	2	BRAKE SHOE ANCHOR PIN	23	8348-1440	7	LOCKNUT
6	8368-3832	2	BUSHING	24	8368-3836	14	HARDENED WASHER
7	8068-4088	2	SPRING	25	8068-4190	1	BRAKE SPIDER ASSY, L.H., (includes items 3, 4, 6 & 9)
8	8368-3821	2	BRAKE SHOE & LINING ASSY		8068-4191	1	BRAKE SPIDER ASSY, R.H., (includes items 3, 4, 6 & 9)
9	8540-3198	1	O-RING	26	8307-1511	1	RETURN SPRING
10	8068-4189	1	BRAKE CHAMBER BRACKET ASSY, L.H., (includes item 11)	27	7737-4012	7	CAPSCREW
	8068-4220	1	BRAKE CHAMBER BRACKET ASSY, R.H., (includes item 11)	28	7737-4038	1	GREASE FITTING
11	8307-1693	1	CAMBUSHING				NOTE: QUANTITIES SHOWN ARE FOR ONE WHEEL END ONLY.
12	8368-4371	1	DUST SHIELD				NOTE: AVAILABLE KITS MAY INCLUDE PARTS WHICH ARE NOT ILLUSTRATED.
13	8068-4082	6	CAPSCREW				

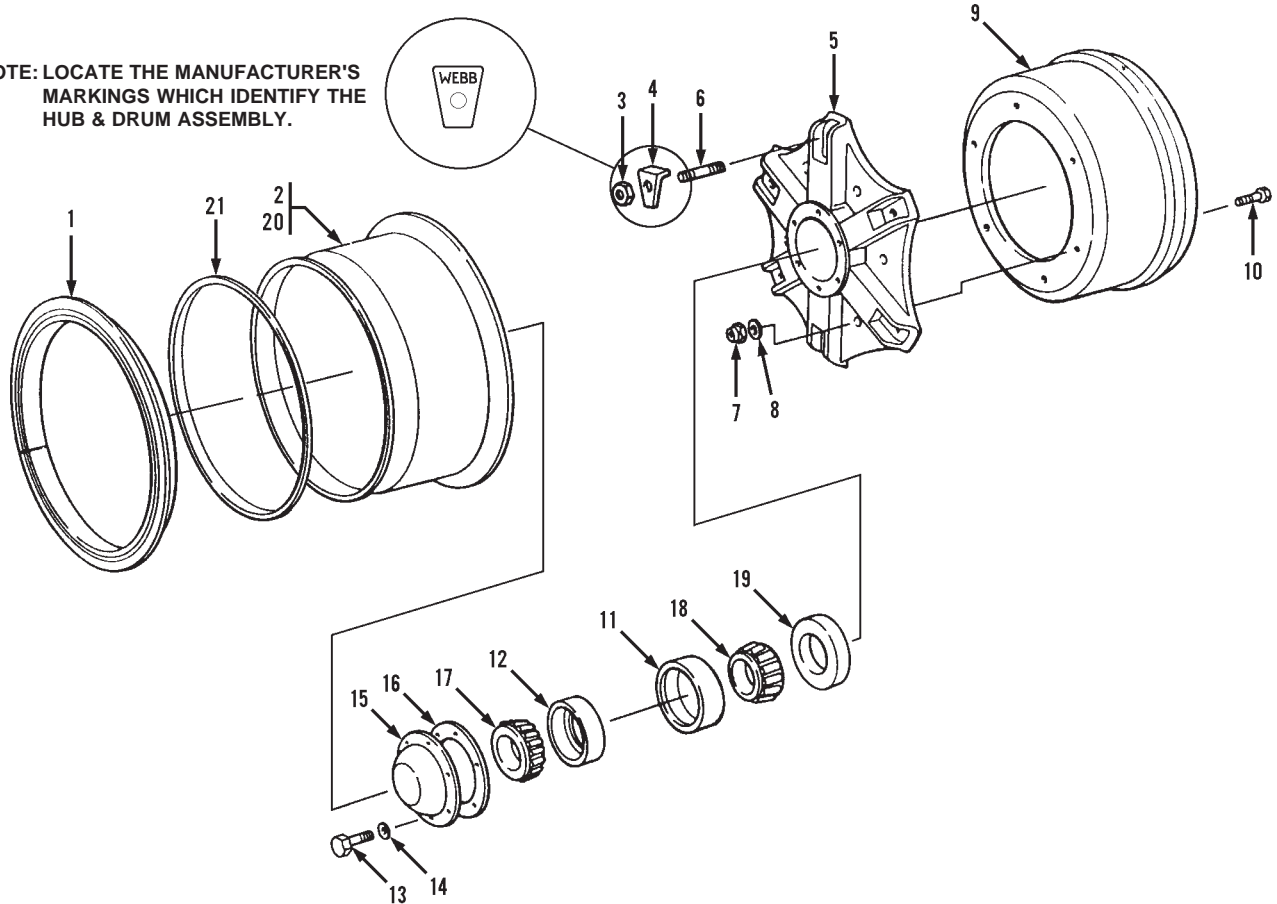


Item	Part No.	Qty.	Description Of Part	Item	Part No.	Qty.	Description Of Part
	7737-4041	1	BRAKE ASSY, L.H., (includes all items except items 17, 19, 20, 21, 23, 24 & 27)	14	8540-3196	1	FLAT WASHER
	7737-4042	1	BRAKE ASSY, R.H., (includes all items except items 17, 19, 20, 21, 23, 24 & 27)	15	8068-4164	2	FLAT WASHER
	7737-4043	1	LINED SHOES & HARDWARE KIT, (includes items 5, 6, 7 & 26)	16	8068-4165	2	FLAT WASHER
	7737-4044	1	HARDWARE KIT, (includes items 5, 6, 7 & 26)	17	8068-4166	1	AUTO SLACK ADJ., L.H.
	8068-4207	1	CAM BUSHING KIT, (includes items 3, 4 & 11)	18	8698-4005	1	SNAP RING
1	7737-4003	1	CAMSHAFT, L.H.	19	7737-4008	1	BRAKE CHAMBER ASSY
	7737-4004	1	CAMSHAFT, R.H.	20	8368-4545	1	FLAT WASHER
2	8068-4171	1	SPECIAL WASHER	21	7737-4010	1	NUT
3	8540-3197	2	SEAL ASSY	22	7737-4047	4	CAPSCREW
4	8068-4170	1	CAMBUSHING	23	8348-1440	7	LOCKNUT
5	8368-3822	2	BRAKE SHOE ANCHOR PIN	24	8368-3836	14	HARDENED WASHER
6	8368-3832	2	BUSHING	25	7737-4048	1	BRAKE SPIDER ASSY, L.H., (includes items 3, 4, 6 & 9)
7	8068-4088	2	SPRING		7737-4049	1	BRAKE SPIDER ASSY, R.H., (includes items 3, 4, 6 & 9)
8	7737-4045	2	BRAKE SHOE, LINING & ROLLER ASSY, (includes item 29)	26	8698-3442	1	RETURN SPRING
9	8540-3198	1	O-RING	27	7737-4012	7	CAPSCREW
10	7737-4006	1	BRAKE CHAMBER BRACKET ASSY, L.H., (includes item 11)	28	8368-4981	1	GREASE FITTING
	7737-4046	1	BRAKE CHAMBER BRACKET ASSY, R.H, (includes item 11)	29	7737-4050	1	BRAKE SHOE ASSY
11	8307-1693	1	CAMBUSHING				NOTE: QUANTITIES SHOWN ARE FOR ONE WHEEL END ONLY.
12	8368-4371	1	DUST SHIELD				NOTE: AVAILABLE KITS MAY INCLUDE PARTS WHICH ARE NOT ILLUSTRATED.
13	8068-4082	6	CAPSCREW				



NOTE: PLEASE PAY PARTICULAR ATTENTION TO YOUR MACHINE S/N BEFORE ORDERING PARTS FROM THIS PAGE. MAKE SURE YOU HAVE WEBB HUB & DRUMS AND NOT GUNITE. THE PARTS ARE NOT INTERCHANGEABLE.

NOTE: LOCATE THE MANUFACTURER'S MARKINGS WHICH IDENTIFY THE HUB & DRUM ASSEMBLY.

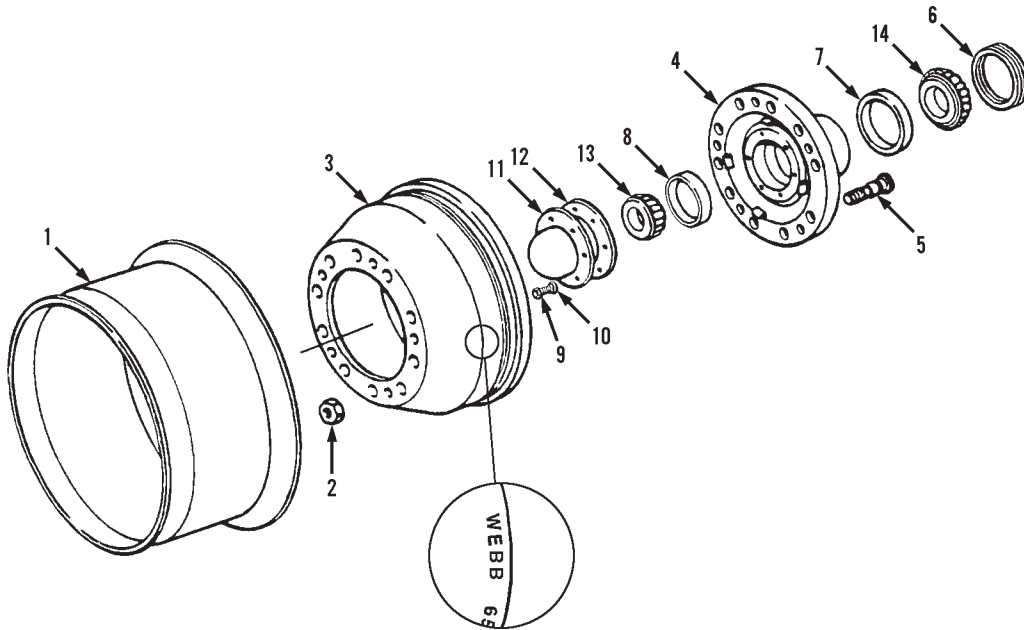


Item	Part No.	Qty.	Description Of Part	Item	Part No.	Qty.	Description Of Part
1	8068-3057	2	WHEEL ASSY, WEBB, (includes items 5 thru 12)	8	7737-4036	6	WASHER, 3/4
	8368-3316	1	RIM ASSY, (12-1/4 in.), (includes items 2 & 20), (standard)	9	7737-4037	1	DRUM
	8368-3309	1	RIM ASSY, (7-1/2 in.), (includes items 1, 2 & 21), (optional)	10	7737-4034	6	HEX HD CAPSCREW, 3/4-16X2-1/4
	8368-7068	1	SPLIT LOCK RING, (for 7-1/2 in. rim assy)	11	8307-4379	1	INNER BEARING CUP
2	8368-7064	1	RIM, (for 12-1/4 in. rim assy)	12	8307-1500	1	OUTER BEARING CUP
	8368-7066	1	RIM, (for 7-1/2 in. rim assy)	13	8820-1018	6	HEX HD CAPSCREW, 5/16-18X3/4 GR5
3	8068-3080	6	WHEEL NUT, 3/4-10	14	8855-1010	6	LOCK WASHER, 5/16
4	8068-3055	6	WHEEL CLAMP	15	8688-1605	1	HUB CAP
5	7737-4033	1	WHEEL, FRONT 6 SPOKE 20"	16	8688-1606	1	GASKET
6	8068-3056	1	RIM STUD, 3/4-10	17	8307-2843	1	OUTER BEARING CONE
7	7737-4035	6	LOCK NUT, 3/4-16	18	8368-3379	1	INNER BEARING CONE
				19	8688-3162	1	OIL SEAT
				20	8368-7065	1	MOUNTING RING, (for 12-1/2 in. rim)
				21	8368-7067	1	SIDE RING, (for 7-1/2 in. rim)

* - Revised illustration & parts list; added notes to illustration.



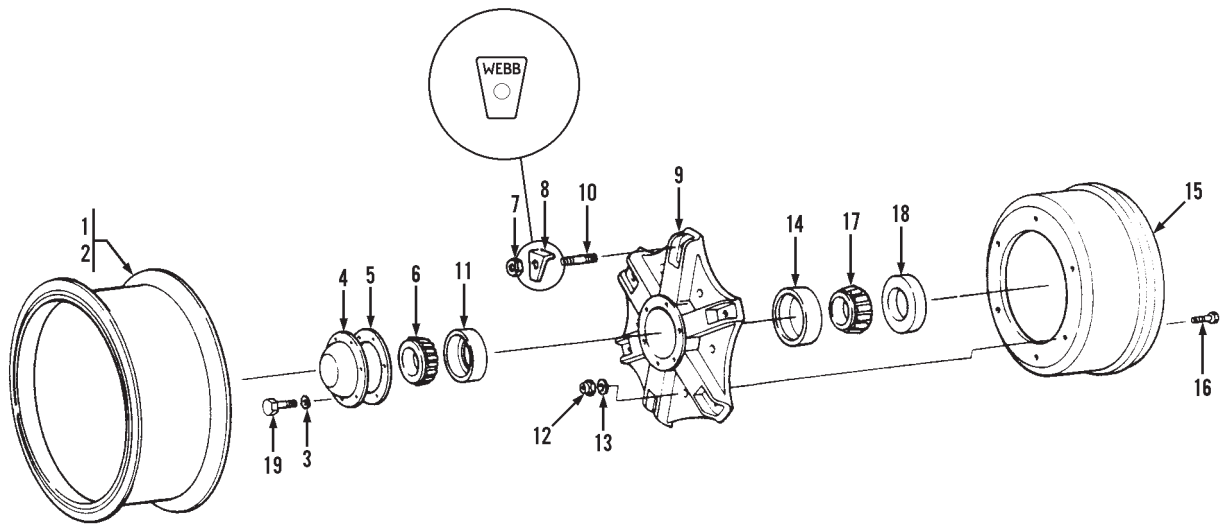
NOTE: PLEASE PAY PARTICULAR ATTENTION TO YOUR MACHINE S/N BEFORE ORDERING PARTS FROM THIS PAGE. MAKE SURE YOU HAVE WEBB HUB & DRUMS AND NOT ROCKWELL. THE PARTS ARE NOT INTERCHANGEABLE.



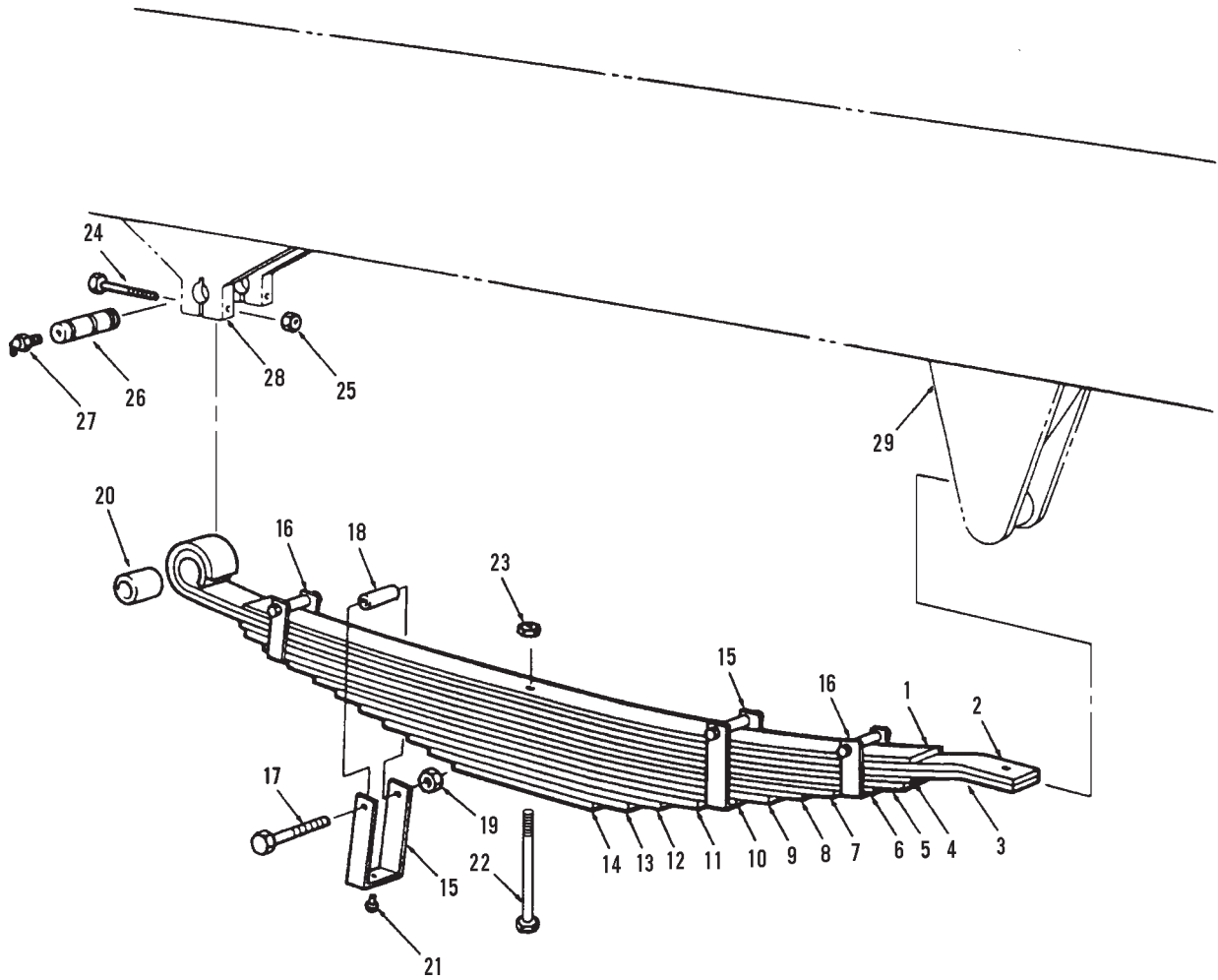
NOTE: LOCATE THE MANUFACTURER'S MARKINGS WHICH IDENTIFY THE HUB & DRUM ASSEMBLY.

Item	Part No.	Qty.	Description Of Part	Item	Part No.	Qty.	Description Of Part
1	8368-3322	1	HUB & DRUM ASSY, WEBB, R.H., (includes item numbers 3, 4, 5, 7 & 8)	5	8368-7075	10	WHEEL STUD, R.H.
	8368-3321	1	HUB & DRUM ASSY, WEBB, L.H., (includes item numbers 3, 4, 5, 7 & 8)	10	8368-7076	10	WHEEL STUD, L.H.
	8688-3300	1	RIM ASSY, (for Optional 10:00 X 20 tires)	6	8688-3162	1	OIL SEAL
	8368-3317	1	RIM ASSY, (for Optional 15:00 X 22.5 tires)	7	8307-4379	1	INNER BEARING CUP
2	8688-1221	10	STUD NUT, R.H.	8	8307-1500	1	OUTER BEARING CUP
	8688-1220	10	STUD NUT, L.H.	9	8820-1018	6	HEX HD CAPSCREW, 5/16-18X3/4, GR5
3	8368-7073	1	DRUM	10	8855-1010	6	LOCK WASHER, 5/16
4	8368-7074	1	HUB, 10 STUD FRONT	11	8688-1605	1	HUB CAP
				12	8688-1606	1	GASKET
				13	8307-2843	1	OUTER BEARING CONE
				14	8368-3379	1	INNER BEARING CONE

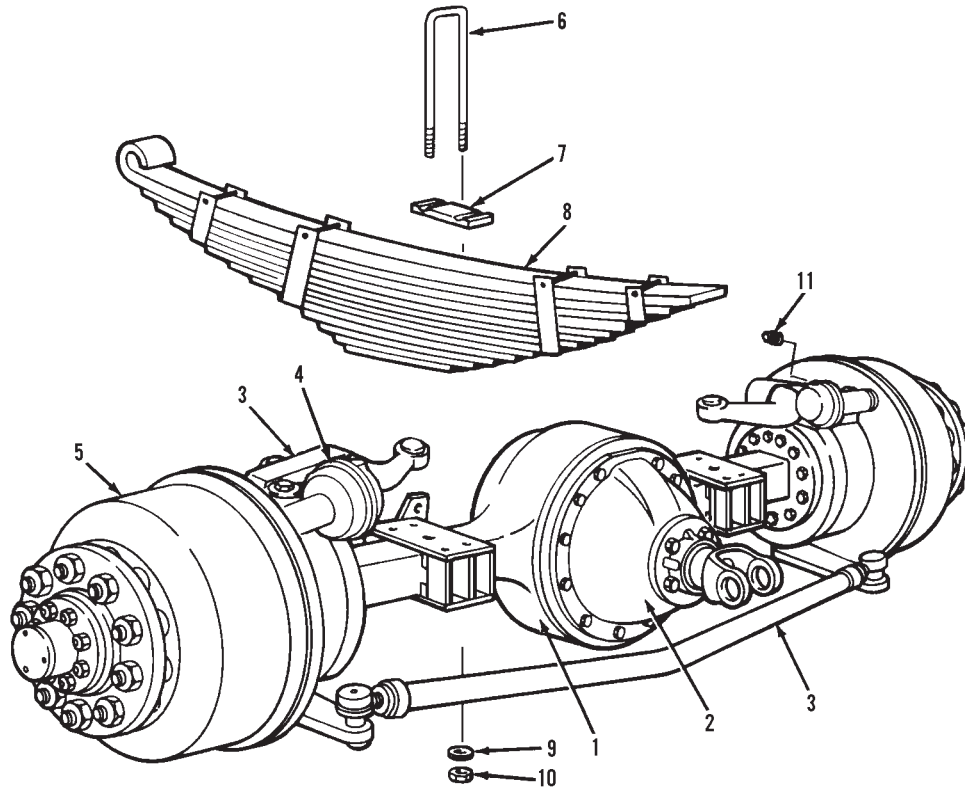
* - Revised illustration & parts list; added notes to illustration.



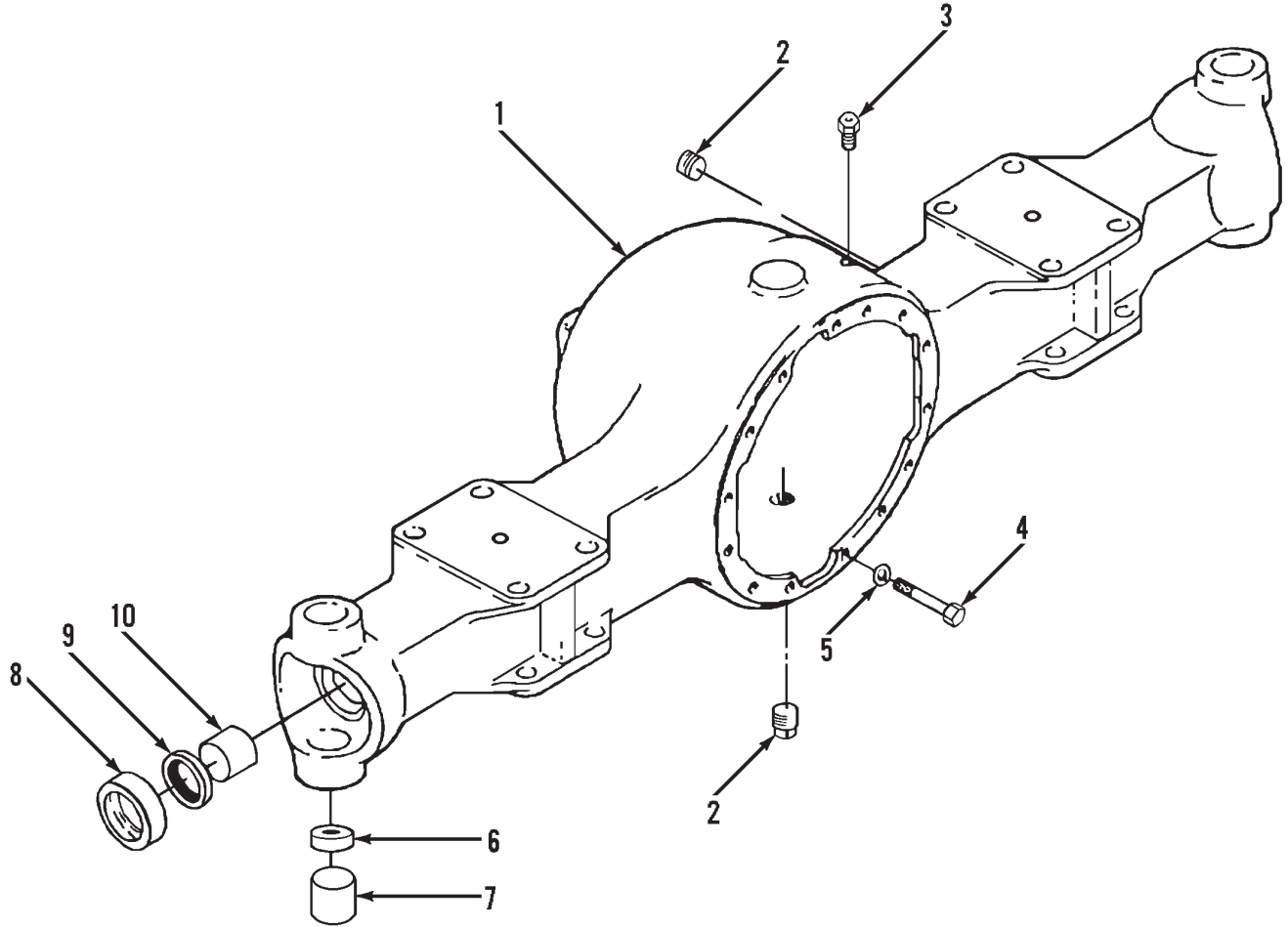
Item	Part No.	Qty.	Description Of Part	Item	Part No.	Qty.	Description Of Part
	8368-5077	1	RIM ASSY, 22.5X12.25, (includes items 1 & 2)	9	7737-4033	1	WHEEL, FRONT, SIX-SPOKE, 20"
	8068-3057	2	WHEEL ASSY, WEBB, (includes items 7 thru 16)	10	8068-3056	6	RIM STUD, 3/4-10
1	8368-3316	1	RIM, 22.5X12.25	11	8307-1500	1	OUTER BEARING CUP
2	7738-3686	1	TIRE, 15:00X22.5, (not illustrated)	12	7737-4035	6	LOCK NUT, 3/4-10, (lubricate and torque to 275-325 ft. lbs.)
3	8855-1010	6	LOCKWASHER, 5/16	13	7737-4036	6	FLAT WASHER, 3/4
4	8688-1605	1	HUB CAP	14	8307-4379	1	INNER BEARING CUP
5	8688-1606	1	GASKET	15	7737-4037	1	DRUM
6	8307-2843	1	OUTER BEARING CONE	16	7737-4034	6	CAPSCREW, 3/4-10X2.25
7	8068-3080	6	WHEEL NUT, 3/4-10, (lubricate and torque to 200 ft. lbs.)	17	8368-3379	1	INNER BEARING CONE
8	8068-3055	6	WHEEL CLAMP	18	8688-3162	1	OIL SEAL
				19	8820-1018	6	HEX HD CAPSCREW, 5/16-18X3/4, GR5



Item	Part No.	Qty.	Description Of Part	Item	Part No.	Qty.	Description Of Part
	7738-3651	2	FRONT SPRING ASSY, (includes items 1 thru 23)	15	8368-3857	2	CLAMP
1	8368-3843	1	LEAF, #1	16	8368-3858	2	CLAMP
2	7738-3654	1	LEAF, #2	17	8368-3859	4	HEX HD CAPSCREW
3	7738-3655	1	LEAF, #3	18	8368-3860	4	SPACER
4	8368-3846	1	LEAF, #4	19	8368-3861	4	HEX NUT
5	8368-3847	1	LEAF, #5	20	8368-4931	1	BUSHING
6	8368-3848	1	LEAF, #6	21	8368-3863	2	RIVET
7	8368-3849	1	LEAF, #7	22	8368-4012	1	HEX HD CAPSCREW
8	8368-3850	1	LEAF, #8	23	8368-4013	1	HEX NUT
9	8368-3851	1	LEAF, #8	24	8820-1057	4	HEX HD CAPSCREW, 7/16-14X2-3/4, GR5
10	8368-3852	1	LEAF, #10	25	8852-1007	4	HEX LOCKNUT, 7/16-14
11	8368-3853	1	LEAF, #11	26	7738-1588	2	PIN
12	8368-3854	1	LEAF, #12	27	8867-1022	2	LUBE FITTING, 90 DEGREES, 1/8
13	8368-3855	1	LEAF, #13	28	8368-1027	2	HANGER
14	8368-3856	1	LEAF, #14	29	7738-6109	1	HANGER

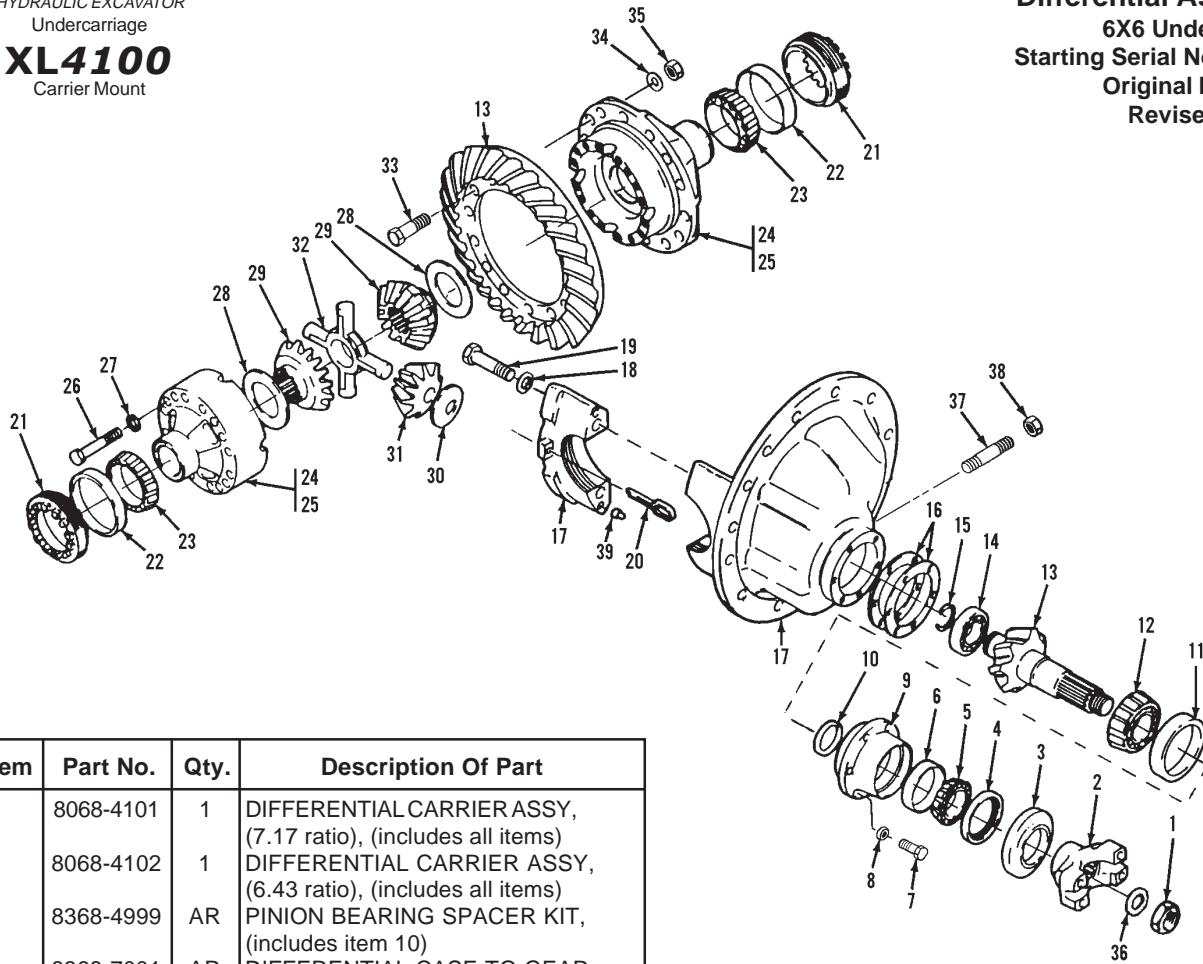


Item	Part No.	Qty.	Description Of Part
	8068-5074	1	FRONT DRIVE AXLE ASSY, (includes all items), (STD., 7.17 ratio)
	8068-3145	1	FRONT DRIVE AXLE ASSY, (includes items 1 thru 5), (STD., 7.17 ratio)
	8068-5075	1	FRONT DRIVE AXLE ASSY, (includes all items), (OPT., 6.43 ratio)
	8068-3146	1	FRONT DRIVE AXLE ASSY, (includes items 1 thru 5), (OPT., 6.43 ratio)
1		1	HOUSING ASSY, (see page UN4-7 for details)
2		1	DIFFERENTIAL CARRIER ASSY, (see page UN4-8 for details)
3		1	STEERING COMPONENTS, (see page UN4-9 for details)
4		2	FRONT SERVICE BRAKES, (see page UN4-10 for details)
5		2	FRONT DISC WHEELS & RIMS, (see page UN4-11 for details)
6	8348-1475	4	SPRING CLIP
7	8688-1336	2	CLIP SEAT
8	7738-3651	2	SPRING ASSY, (see page UN4-5 for details)
9	8668-1572	8	FLAT WASHER
10	7738-3580	8	HEX HIGH NUT, 3/4-16, (lubricate & torque to 350-365 ft. lbs.)
11	8871-1252	2	SQUARE HD PIPE PLUG, 3/8



NOTE: THE HOUSING ASSEMBLY AND COINCIDING COMPONENTS ARE FOR 8068-3145, (STD., 7.17 RATIO), 8068-3146, (OPT., 6.43 RATIO) AXLE ASSEMBLIES.

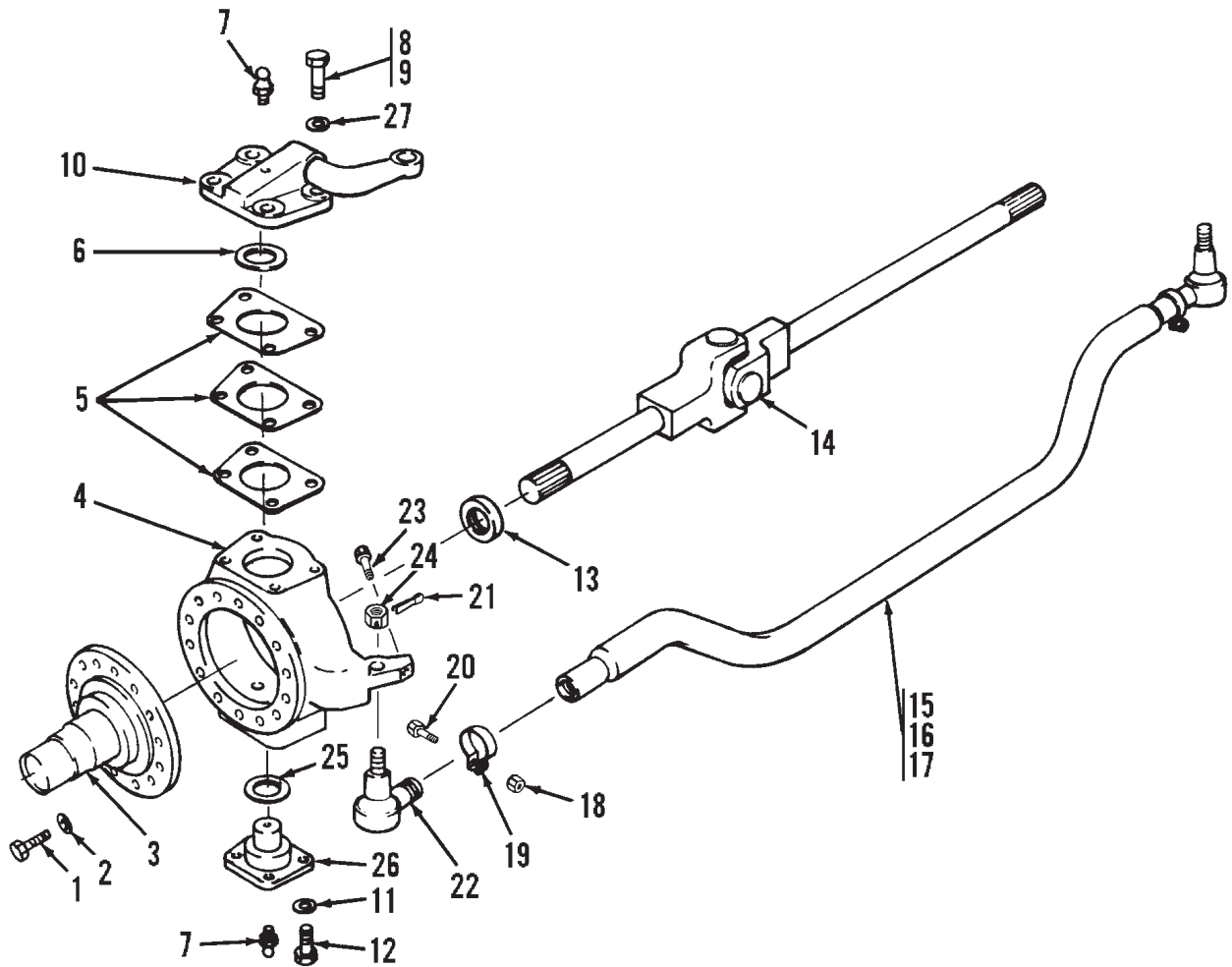
Item	Part No.	Qty.	Description Of Part
1	8068-4020	1	HOUSING ASSEMBLY, (includes items 8 thru 10)
2	8307-3451	2	MAGNETIC PLUG
3	8307-1503	1	BREATHER
4	8098-4109	8	HEX HD CAPSCREW, (short)
	8068-4021	4	HEX HD CAPSCREW, (long)
5	8308-1182	12	WASHER
6	8068-4022	4	EXPANSION PLUG
7	8068-4023	4	BUSHING
8	8368-4937	2	SEAL ASSY
9	8068-4024	2	THRUST WASHER
10	8368-4935	2	BUSHING



Item	Part No.	Qty.	Description Of Part
	8068-4101	1	DIFFERENTIAL CARRIER ASSY, (7.17 ratio), (includes all items)
	8068-4102	1	DIFFERENTIAL CARRIER ASSY, (6.43 ratio), (includes all items)
	8368-4999	AR	PINION BEARING SPACER KIT, (includes item 10)
	8368-7001	AR	DIFFERENTIAL CASE TO GEAR BOLT KIT, (includes 33, 34 & 35)
	8068-4026	AR	DIFFERENTIAL KIT, (includes items 28 thru 32)
1	8098-4185	1	DRIVE PINION NUT
2	8068-4103	1	INPUT YOKE ASSY, (includes item 3)
3	8068-4106	1	DEFLECTOR
4	7738-4018	1	OIL SEAL
5	8068-4028	1	OUTER BEARING CONE
*6	7710-4306	1	OUTER BEARING CUP
7	8368-7005	8	HEX HD CAPSCREW
8	8068-4029	8	FLAT WASHER
9	8068-4030	1	PINION BEARING CAGE ASSY, (includes items 6 & 11)
10		AR	SPACER, (0.344 thick)
		AR	SPACER, (0.345 thick)
		AR	SPACER, (0.346 thick)
		AR	SPACER, (0.347 thick)
		AR	SPACER, (0.348 thick)
		AR	SPACER, (0.354 thick)
		AR	SPACER, (0.358 thick)
		AR	SPACER, (0.359 thick)
		AR	SPACER, (0.360 thick)
		AR	SPACER, (0.361 thick)
		AR	SPACER, (0.362 thick)
*11	8309-1306	1	INNER BEARING CUP
12	7720-4028	1	INNER BEARING CONE
13	8068-4104	1	DRIVE GEAR & PINION SET, (includes item 1), (7.13 ratio)
	8068-4105	1	DRIVE GEAR & PINION SET, (includes item 1), (6.43 ratio)
14	8348-3557	1	BEARING
15	8348-3558	1	SNAP RING

Item	Part No.	Qty.	Description Of Part
16	7720-4061	AR	SHIM, (.003 thick)
	8068-4033	AR	SHIM, (.005 thick)
	8068-4034	AR	SHIM, (.010 thick)
	8068-4035	AR	SHIM, (.020 thick)
17	8068-4036	1	DIFFERENTIAL CARRIER & CAP ASSY, (includes items 18, 19 & 39)
18	8368-7009	4	FLAT WASHER
19	8368-7010	4	HEX HD CAPSCREW
20	8348-3441	2	LOCK PIN
21	8368-7012	2	BEARING ADJUSTER RING
22	9020-2500	2	DIFFERENTIAL BEARING CUP
23	9020-2501	2	DIFFERENTIAL CONE
24	8068-4037	1	DIFFERENTIAL CASE & NEST ASSY, (includes items 25 thru 32)
25	8068-4038	1	DIFFERENTIAL CASE ASSY, (includes items 26 & 27)
26	8068-4039	16	HEX HD CAPSCREW
27	8068-4040	16	FLAT WASHER
28	8068-4041	2	THRUST WASHER
29	8068-4042	2	SIDE GEAR
30	8348-3418	4	PINION THRUST WASHER
31	8068-4043	4	PINION GEAR
32	8068-4044	1	DIFFERENTIAL SPIDER
33	8068-4045	12	HEX HD CAPSCREW
34	8308-1182	12	FLAT WASHER
35	8068-4046	12	HEX NUT
36	8688-1678	1	WASHER
37	8068-4047	1	THRUST SCREW
38	8068-4048	1	JAM NUT
39	8098-4183	4	BALL

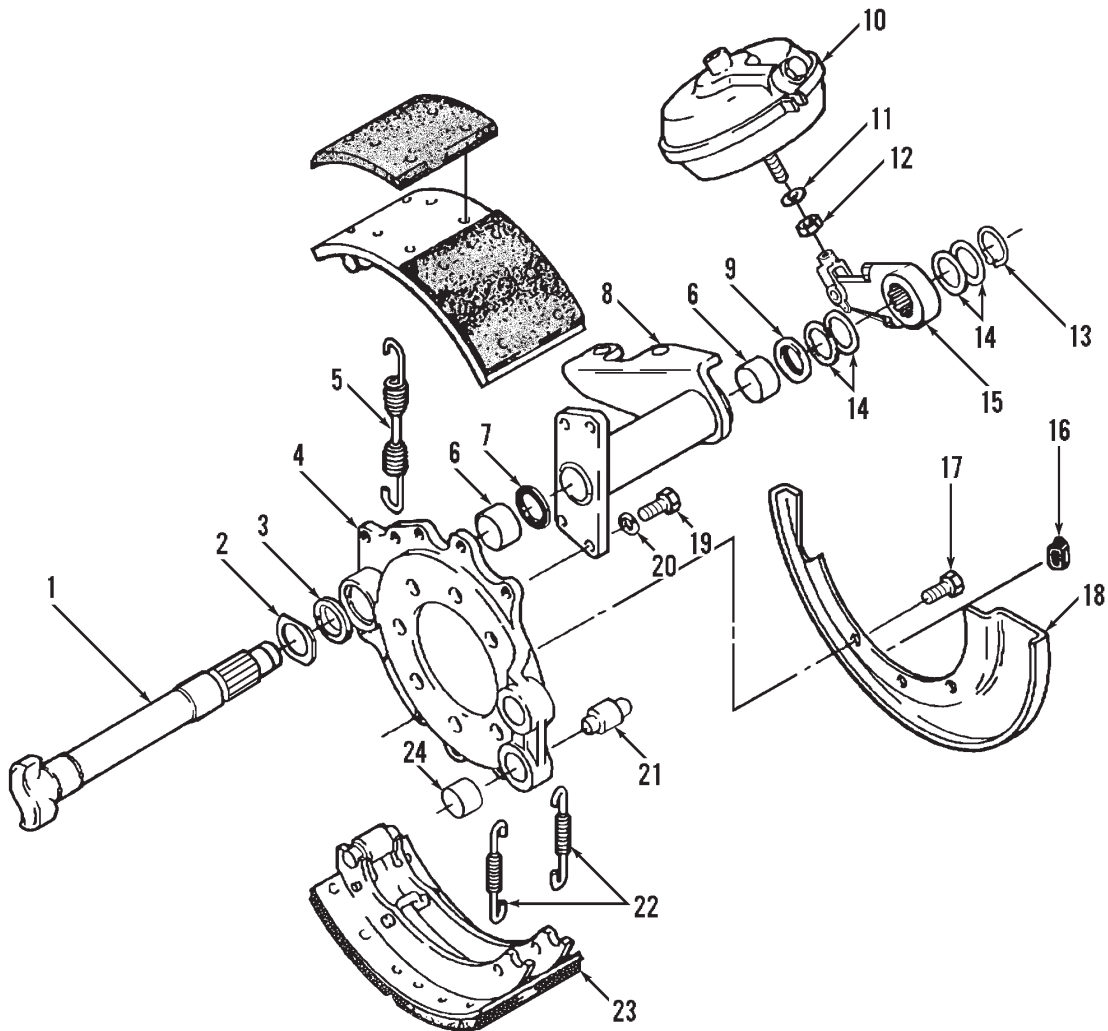
* - Added part numbers to items 6 & 11.



NOTE: THE STEERING COMPONENTS ARE FOR 8068-3145, (STD., 7.17 RATIO), 8068-3146, (OPT., 6.43 RATIO) AXLE ASSEMBLIES.

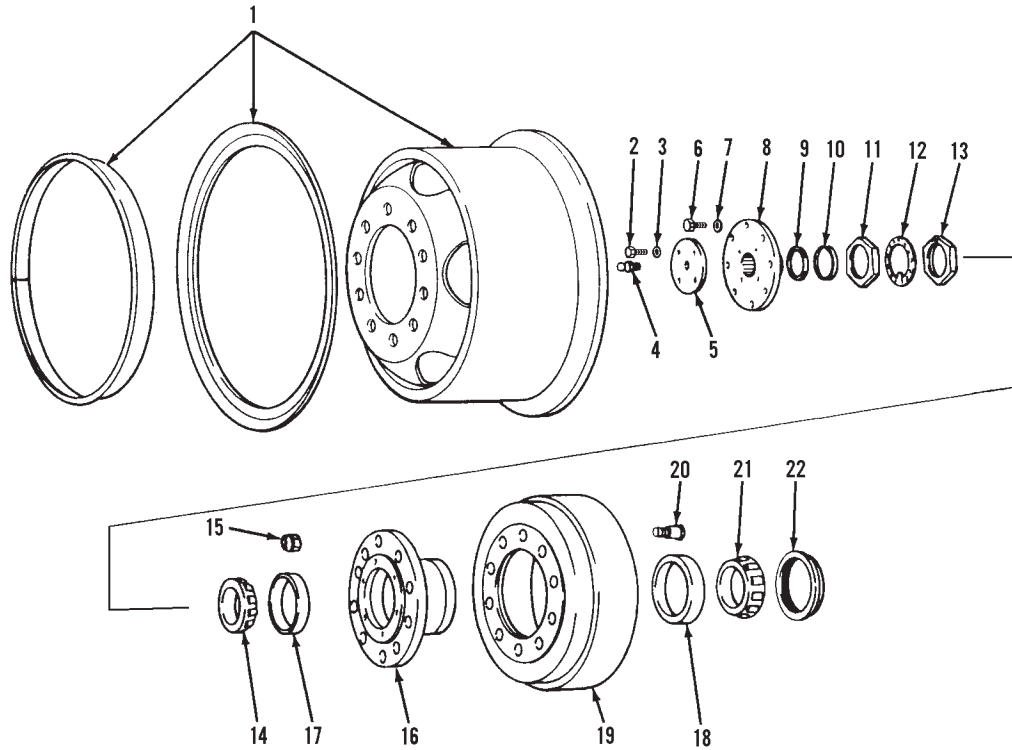
Item	Part No.	Qty.	Description Of Part	Item	Part No.	Qty.	Description Of Part
1	8068-4049	12	HEX HD CAPSCREW	*15	8368-4966	1	TIE ROD ASSY, (includes items 16 thru 22 & 24)
2	8368-3836	12	FLATWASHER	16	8068-4100	1	TIE ROD ASSY, (includes items 17 thru 21 & 24)
3	8068-4050	1	SPINDLE ASSY	17		1	TIE ROD
4	8068-4051	1	STEERING KNUCKLE, L.H.	18	8368-4973	1	HEX NUT
	8068-4052	1	STEERING KNUCKLE, R.H.	19	8068-4063	1	CLAMP, SLEEVE END
5	8068-4053	AR	SHIM, (.003 thick)	8068-4064	1	CLAMP, NON-SLEEVE END	
	8068-4054	AR	SHIM, (.005 thick)	20	8368-4972	2	HEX HD CAPSCREW
	8068-4055	AR	SHIM, (.010 thick)	21	8307-3458	1	COTTER PIN
6	8368-4953	1	OIL SEAL	22	8068-4065	1	TIE ROD END, L.H.
7	7710-4365	2	LUBE FITTING	8068-4066	1	TIE ROD END, R.H.	
8	8068-4056	4	HEX HD CAPSCREW, SHORT	23	8368-4972	1	SPECIAL SCREW
9	8068-4057	4	HEX HD CAPSCREW, MEDIUM	24		1	TIE ROD END NUT
10	8068-4058	1	STEERING ARM, L.H.	25	8098-4121	1	THRUST BEARING
	8068-4059	1	STEERING ARM, R.H.	26	8068-4067	1	KING PIN CAP, LOWER
11	8308-1090	4	FLAT WASHER	27	8698-4059	4	FLAT WASHER
12	8068-4060	4	HEX HD CAPSCREW				NOTE: QUANTITIES SHOWN ARE FOR ONE SIDE ONLY.
13	8368-4963	2	OIL SEAL				
14	8068-4061	1	AXLE SHAFT ASSY, L.H.				
	8068-4062	1	AXLE SHAFT ASSY, R.H.				

* - Changed part number on item 15.

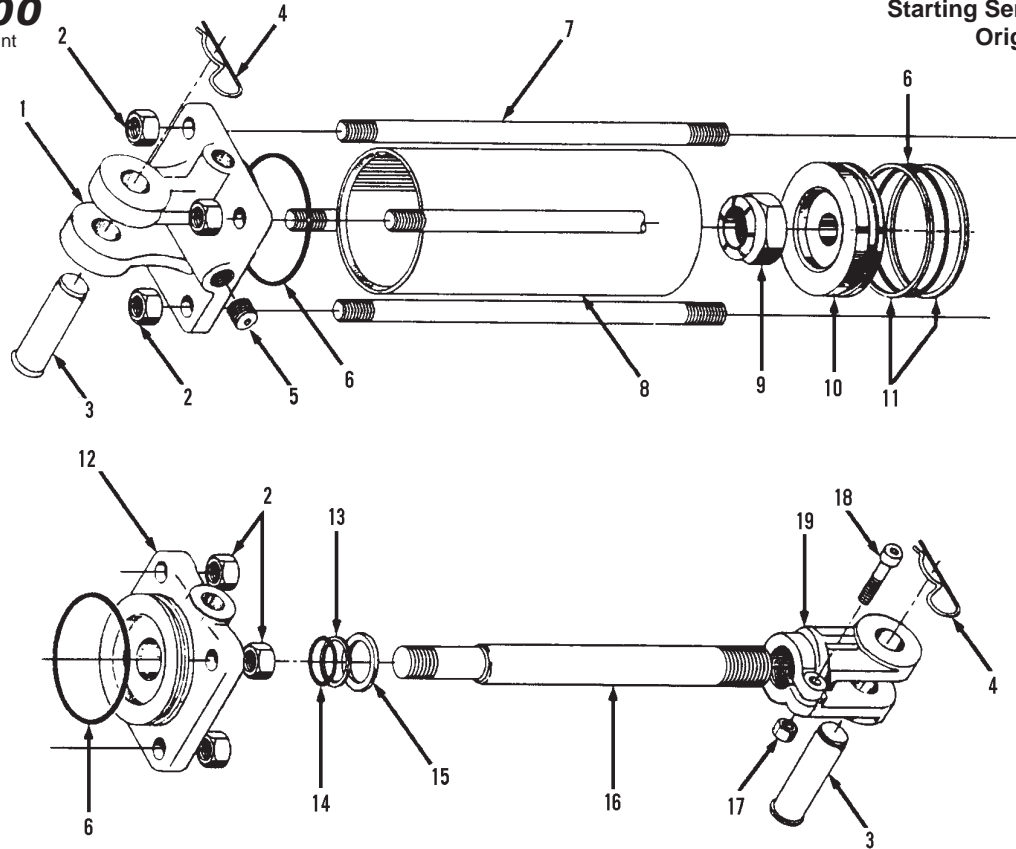


NOTE: THE BRAKE ASSEMBLY AND COINCIDING COMPONENTS ARE FOR 8068-3145, (STD., 7.17 RATIO), 8068-3146, (OPT., 6.43 RATIO) AXLE ASSEMBLIES.

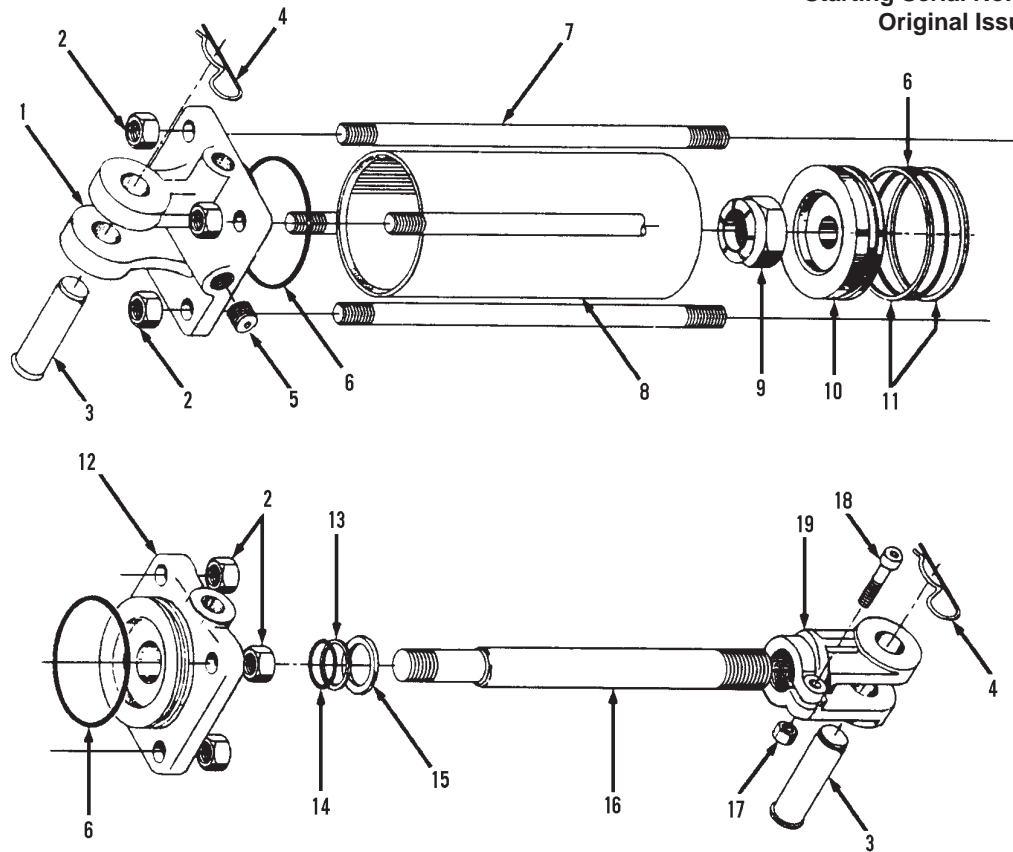
Item	Part No.	Qty.	Description Of Part	Item	Part No.	Qty.	Description Of Part
1	8068-4068	1	CAMSHAFT, R.H.	15	8068-4080	1	AUTOMATIC SLACK ADJUSTERS
	8068-4069	1	CAMSHAFT, L.H.	16	8068-4081	1	PLUG
2	8368-3823	1	CAM HEAD WASHER	17	8068-4082	6	HEX HD CAPSCREW
3	8068-4070	1	GREASE SEAL	18	8068-4083	2	DUSTSHIELD, UPPER L.H. & LOWER R.H.
4	8068-4071	1	BRAKE SPIDER ASSY		8068-4084	2	DUSTSHIELD, LOWER L.H. & UPPER R.H.
5	8068-4072	1	RETURN SPRING	19	8068-4085	4	HEX HD CAPSCREW
6	8068-4073	2	BUSHING	20	8068-4086	4	FLAT WASHER
7	8068-4074	1	GASKET	21	8068-4087	2	ANCHOR PIN
8	8068-4075	1	CAMSHAFT BRACKET, R.H.	22	8068-4088	2	SPRING
	8068-4076	1	CAMSHAFT BRACKET, L.H.	23	8068-4089	2	BRAKE SHOE ASSY
9	8068-4077	1	SEAL	24	8368-3832	2	BUSHING
10	8068-4078	1	BRAKE CHAMBER ASSY				NOTE: QUANTITIES SHOWN ARE FOR ONE SIDE ONLY.
11	8308-1182	1	WASHER				
12	8348-1440	1	NUT				
13	8068-4079	1	SNAP RING				
14	8540-3196	4	WASHER				



Item	Part No.	Qty.	Description Of Part	Item	Part No.	Qty.	Description Of Part
1	8068-4107	1	HUB & DRUM ASSY, L.H., (includes items 15 thru 22)	13	8368-4988	1	INNER WHEEL NUT
	8068-4108	1	HUB & DRUM ASSY, R.H., (includes items 15 thru 22)	14	8698-4028	1	OUTER BEARING CONE
	8368-3315	1	RIM ASSY, (for use with 12.25X22.5 tires), (STANDARD)	15	8688-1220	10	WHEEL STUD NUT, L.H.
	8688-3300	1	RIM ASSY, (for use with 7.5X20 tires), (OPTIONAL)	8688-1221	10	WHEEL STUD NUT, R.H.	
2	8068-4092	4	HEX HD CAPSCREW	16	8068-4095	1	HUB & CUP ASSY, (includes items 17 & 18)
3	8068-4093	4	HARDENED WASHER	17	8338-4039	1	OUTER BEARING CUP
4	8368-4981	1	LUBE FITTING	18	7710-4444	1	INNER BEARING CUP
5	8368-4982	1	CAP	19	8068-4096	1	BRAKE DRUM
6	8098-4109	8	HEX HD CAPSCREW	20	8068-4097	10	WHEEL STUD, L.H.
7	8308-1182	8	FLAT WASHER	8068-4098	10	WHEEL STUD, R.H.	
8	8368-4983	1	DRIVE FLANGE ASSY, (includes items 9 & 10)	21	7710-4445	1	INNER BEARING CONE
9	8368-4984	1	DRIVE FLANGE FELT	22	8068-4099	1	OIL SEAL
10	8368-4985	1	FELT RETAINER				NOTE: QUANTITIES SHOWN ARE FOR ONE FRONT DISC WHEEL & RIM AND ONE HUB & DRUM.
11	8368-4986	1	OUTER WHEEL NUT				
12	8368-4987	1	LOCKWASHER				

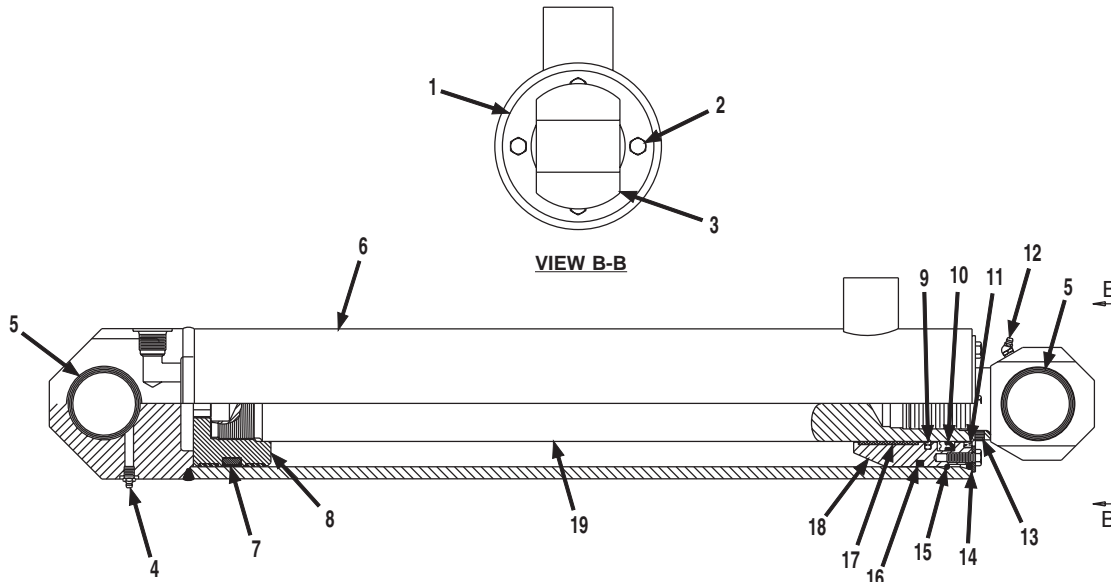


Item	Part No.	Qty.	Description Of Part
	7736-3052	2	STABILIZER CYLINDER ASSY, (includes all items)
	7736-4079	1	SEAL KIT, (includes items 6, 11, 13, 14 & 15)
1	7736-4081	1	CYLINDER BASE
2	7736-4082	8	TIE ROD NUT
3	7736-4080	2	CLEVIS PIN
4	7736-4083	2	PIN CLIP
5	7736-4084	1	PIPE PLUG
6		3	O-RING
7	7736-4086	4	TIE ROD
8	7736-4087	1	TUBE
9	7736-4088	1	PISTON NUT
10	7736-4089	1	PISTON
11		2	BACK-UP RING
12	7736-4091	1	CYLINDER HEAD
13		1	BACK-UP RING
14		1	O-RING
15		1	WIPER
16	7736-4096	1	ROD
17	7736-4095	1	CLEVIS NUT
18	7736-4094	1	CAPSCREW
19	7736-4093	1	CLEVIS
			NOTE: QUANTITIES SHOWN FOR ONE STABILIZER CYLINDER ONLY.
			NOTE: ONLY ITEMS WITH PART NUMBERS ARE AVAILABLE FOR SERVICE.

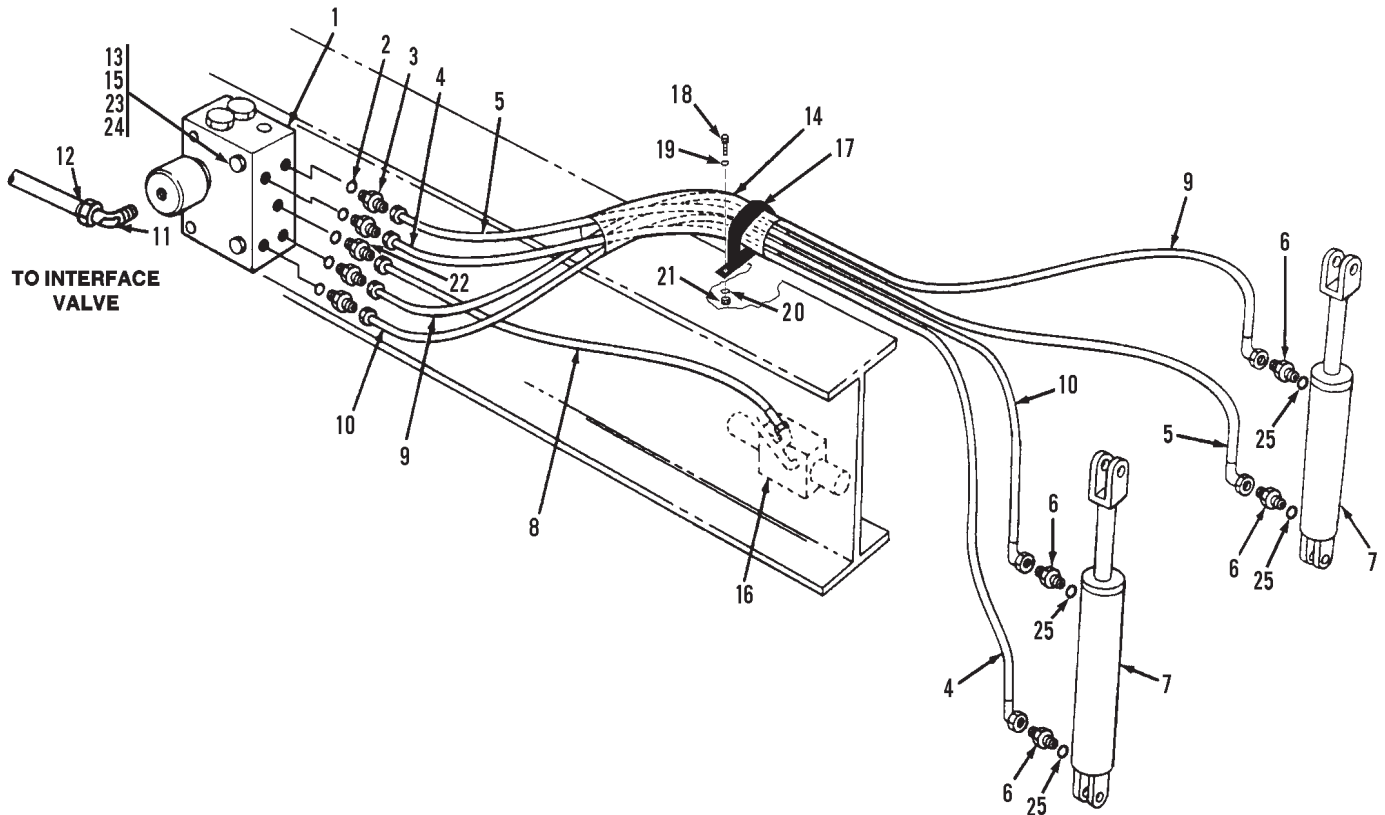


Item	Part No.	Qty.	Description Of Part
	8068-3159	2	STABILIZER CYLINDER ASSY, (includes all items)
	7736-4079	1	SEAL KIT, (includes items 6, 11, 13, 14 & 15)
1	8068-4259	1	CYLINDER BASE
2	7736-4082	8	TIE ROD NUT
3	7736-4080	2	CLEVIS PIN
4	7736-4083	2	PIN CLIP
5	8068-4260	1	PIPE PLUG
6		3	O-RING
7	7736-4086	4	TIE ROD
8	7736-4087	1	TUBE
9	7736-4088	1	PISTON NUT
10	7736-4089	1	PISTON
11		2	BACK-UP RING
12	8068-4261	1	CYLINDER HEAD
13		1	BACK-UP RING
14		1	O-RING
15		1	WIPER
16	7736-4096	1	ROD
17	7736-4095	1	CLEVIS NUT
18	7736-4094	1	CAPSCREW
19	7736-4093	1	CLEVIS
			NOTE: QUANTITIES SHOWN FOR ONE STABILIZER CYLINDER ONLY.
			NOTE: ONLY ITEMS WITH PART NUMBERS ARE AVAILABLE FOR SERVICE.

FOR SERVICE ONLY



Item	Part No.	Qty.	Description Of Part
	8000-5070	2	STABILIZER CYLINDER ASSY, (includes all items)
	8000-3523	1	PACKING KIT, (includes items 7, 9, 10, 11, 16 & 17)
	8000-5071	1	PISTON ROD ASSY, (includes items 8 & 19)
1	8000-1121	1	HEAD RETAINING PLATE
2	8320-1034	4	HEX HD CAPSCREW, 3/8-16X3/4
3	8000-1128	1	ROD EYE
4	8867-1001	1	LUBE FITTING
5	8000-1190	2	BUSHING
6	8000-6040	1	CYLINDER TUBE WELDMENT
7	8000-3531	1	PISTON PACKING
8	8000-1492	1	PISTON
9	7736-3124	1	BUFFER SEAL
10	8000-3081	1	ROD SEAL
11	8000-3194	1	ROD WIPER
12	8867-1018	1	LUBE FITTING, 45 DEGREES
13	8822-1386	2	SET SCREW, 3/8-16X1/2
14	8000-3152	18"	NEOPRENE CORD
15	8000-3061	1	RETAINING RING
16	8000-3259	1	STATIC SEAL
17	8000-3001	1	ROD BEARING
18	8000-1628	1	CYLINDER HEAD
19	8000-1507	1	PISTON ROD
			NOTE: QUANTITIES SHOWN FOR ONE STABILIZER CYLINDER ONLY.
			NOTE: ONLY ITEMS WITH PART NUMBERS ARE AVAILABLE FOR SERVICE.

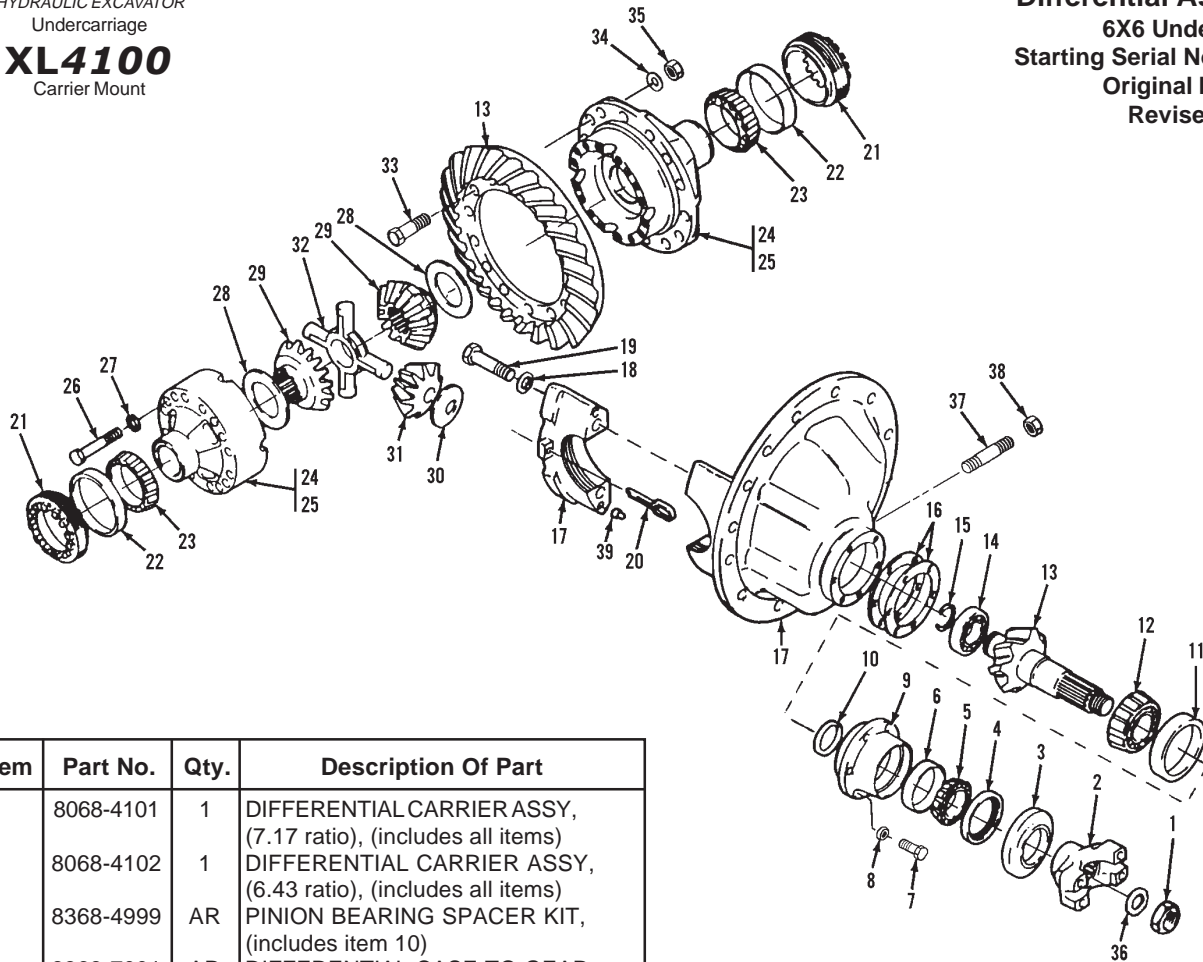


NOTE: MAKE SURE CLEVIS PINCH CAPSCREWS
FACE OUTWARDS, BOTH SIDES.

CYLINDER PORTS FACE FORWARD

Item	Part No.	Qty.	Description Of Part	Item	Part No.	Qty.	Description Of Part
1		Ref	STABILIZER VALVE ASSY, (see page UN4-14 for details)	14	8068-1171	1	SLEEVE
2	8859-1204	5	O-RING	15	8855-1010	2	LOCKWASHER, 5/16
3	8866-2301	4	CONNECTOR, (includes item 2)	16		Ref	STEERING VALVE ASSY, (see page UN8-9 for details)
4	8471-8992	1	HOSE ASSY	17	8594-1018	1	SUPPORT CLAMP
5	8471-8991	1	HOSE ASSY	18	8820-1005	1	HEX HD CAPSCREW, 1/4-20X1
6	8866-2310	4	CONNECTOR, (includes item 25)	19	8856-1002	1	FLAT WASHER
7		Ref	STABILIZER CYLINDER ASSY, (see page UN4-12 for details)	20	8855-1009	1	LOCKWASHER
8	8471-8983	1	HOSE ASSY	21	8850-1004	1	HEX NUT 1/4-20
9	8471-8987	1	HOSE ASSY	22	8866-2321	1	CONNECTOR, (includes item 2)
10	8471-8990	1	HOSE ASSY	23	8820-1030	1	HEX HD CAPSCREW, 5/16-18x3 1/4
11	8688-3074	1	ELBOW, 90 DEGREES, 1/8X3/8	24	8820-1005	2	HEX NUT, 5/16-18
12		AR	NYLON TUBE, 3/8 O.D.	25	8859-1205	4	O-RING
13	8320-1069	1	HEX HD CAPSCREW, 5/16-18X4, GR5				

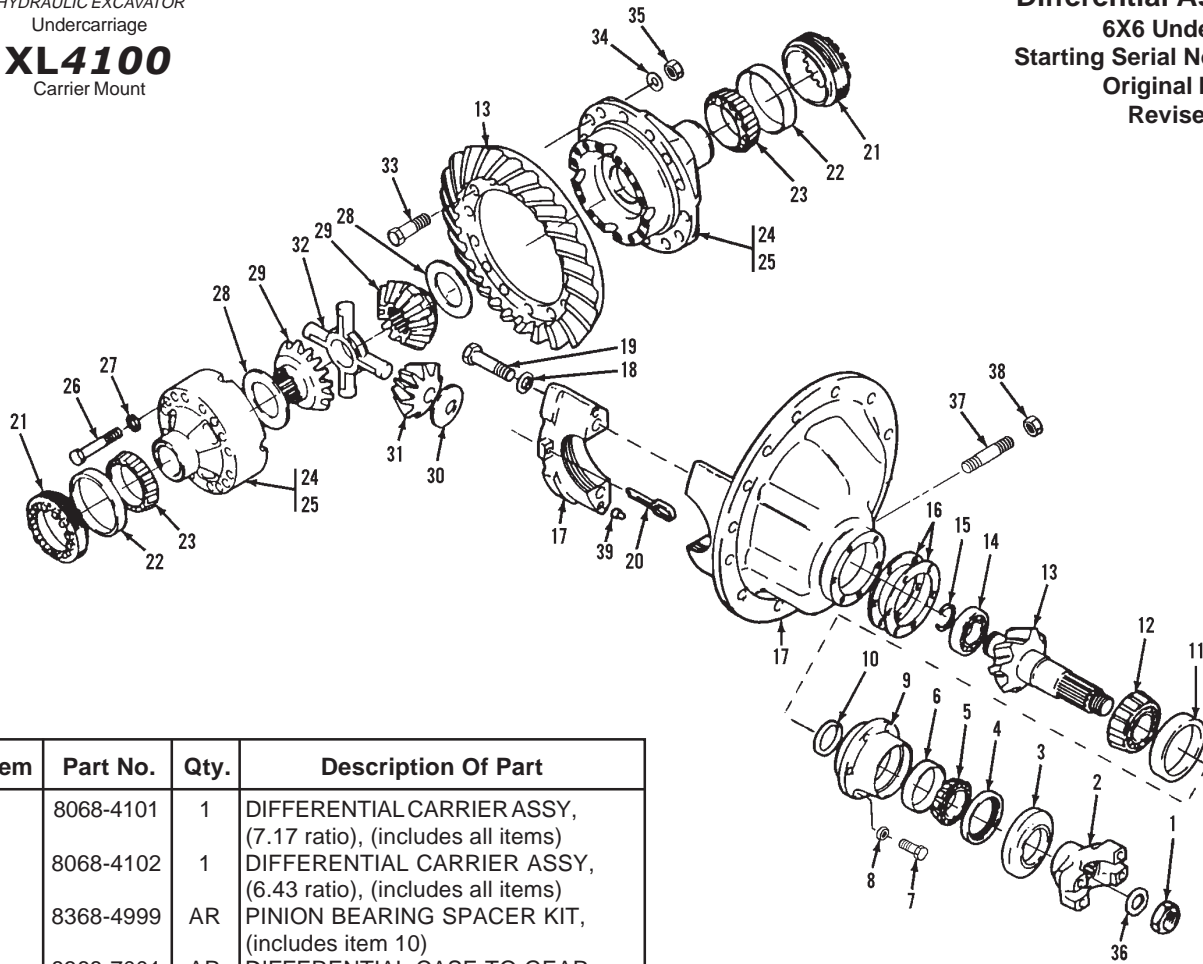
* - Revised illustration & parts list.



Item	Part No.	Qty.	Description Of Part
	8068-4101	1	DIFFERENTIAL CARRIER ASSY, (7.17 ratio), (includes all items)
	8068-4102	1	DIFFERENTIAL CARRIER ASSY, (6.43 ratio), (includes all items)
	8368-4999	AR	PINION BEARING SPACER KIT, (includes item 10)
	8368-7001	AR	DIFFERENTIAL CASE TO GEAR BOLT KIT, (includes 33, 34 & 35)
	8068-4026	AR	DIFFERENTIAL KIT, (includes items 28 thru 32)
1	8098-4185	1	DRIVE PINION NUT
2	8068-4103	1	INPUT YOKE ASSY, (includes item 3)
3	8068-4106	1	DEFLECTOR
4	7738-4018	1	OIL SEAL
5	8068-4028	1	OUTER BEARING CONE
*6	7710-4306	1	OUTER BEARING CUP
7	8368-7005	8	HEX HD CAPSCREW
8	8068-4029	8	FLAT WASHER
9	8068-4030	1	PINION BEARING CAGE ASSY, (includes items 6 & 11)
10		AR	SPACER, (0.344 thick)
		AR	SPACER, (0.345 thick)
		AR	SPACER, (0.346 thick)
		AR	SPACER, (0.347 thick)
		AR	SPACER, (0.348 thick)
		AR	SPACER, (0.354 thick)
		AR	SPACER, (0.358 thick)
		AR	SPACER, (0.359 thick)
		AR	SPACER, (0.360 thick)
		AR	SPACER, (0.361 thick)
		AR	SPACER, (0.362 thick)
*11	8309-1306	1	INNER BEARING CUP
12	7720-4028	1	INNER BEARING CONE
13	8068-4104	1	DRIVE GEAR & PINION SET, (includes item 1), (7.13 ratio)
	8068-4105	1	DRIVE GEAR & PINION SET, (includes item 1), (6.43 ratio)
14	8348-3557	1	BEARING
15	8348-3558	1	SNAP RING

Item	Part No.	Qty.	Description Of Part
16	7720-4061	AR	SHIM, (.003 thick)
	8068-4033	AR	SHIM, (.005 thick)
	8068-4034	AR	SHIM, (.010 thick)
	8068-4035	AR	SHIM, (.020 thick)
17	8068-4036	1	DIFFERENTIAL CARRIER & CAP ASSY, (includes items 18, 19 & 39)
18	8368-7009	4	FLAT WASHER
19	8368-7010	4	HEX HD CAPSCREW
20	8348-3441	2	LOCK PIN
21	8368-7012	2	BEARING ADJUSTER RING
22	9020-2500	2	DIFFERENTIAL BEARING CUP
23	9020-2501	2	DIFFERENTIAL CONE
24	8068-4037	1	DIFFERENTIAL CASE & NEST ASSY, (includes items 25 thru 32)
25	8068-4038	1	DIFFERENTIAL CASE ASSY, (includes items 26 & 27)
26	8068-4039	16	HEX HD CAPSCREW
27	8068-4040	16	FLAT WASHER
28	8068-4041	2	THRUST WASHER
29	8068-4042	2	SIDE GEAR
30	8348-3418	4	PINION THRUST WASHER
31	8068-4043	4	PINION GEAR
32	8068-4044	1	DIFFERENTIAL SPIDER
33	8068-4045	12	HEX HD CAPSCREW
34	8308-1182	12	FLAT WASHER
35	8068-4046	12	HEX NUT
36	8688-1678	1	WASHER
37	8068-4047	1	THRUST SCREW
38	8068-4048	1	JAM NUT
39	8098-4183	4	BALL

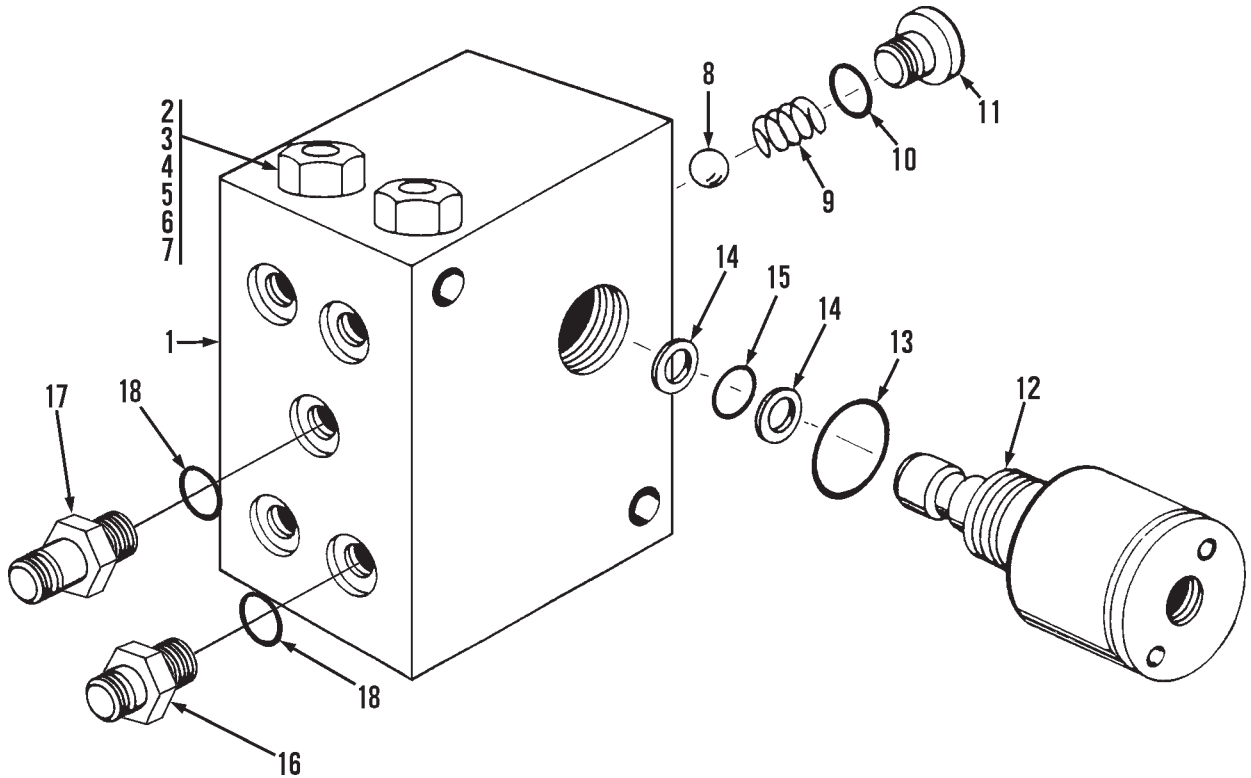
* - Added part numbers to items 6 & 11.



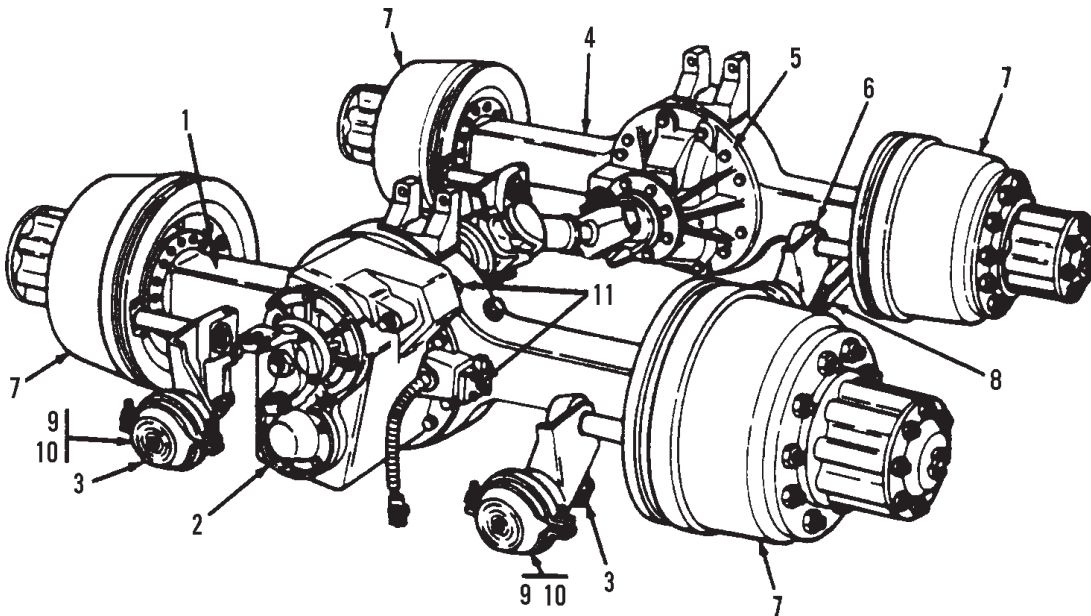
Item	Part No.	Qty.	Description Of Part
	8068-4101	1	DIFFERENTIAL CARRIER ASSY, (7.17 ratio), (includes all items)
	8068-4102	1	DIFFERENTIAL CARRIER ASSY, (6.43 ratio), (includes all items)
	8368-4999	AR	PINION BEARING SPACER KIT, (includes item 10)
	8368-7001	AR	DIFFERENTIAL CASE TO GEAR BOLT KIT, (includes 33, 34 & 35)
	8068-4026	AR	DIFFERENTIAL KIT, (includes items 28 thru 32)
1	8098-4185	1	DRIVE PINION NUT
2	8068-4103	1	INPUT YOKE ASSY, (includes item 3)
3	8068-4106	1	DEFLECTOR
4	7738-4018	1	OIL SEAL
5	8068-4028	1	OUTER BEARING CONE
*6	7710-4306	1	OUTER BEARING CUP
7	8368-7005	8	HEX HD CAPSCREW
8	8068-4029	8	FLAT WASHER
9	8068-4030	1	PINION BEARING CAGE ASSY, (includes items 6 & 11)
10		AR	SPACER, (0.344 thick)
		AR	SPACER, (0.345 thick)
		AR	SPACER, (0.346 thick)
		AR	SPACER, (0.347 thick)
		AR	SPACER, (0.348 thick)
		AR	SPACER, (0.354 thick)
		AR	SPACER, (0.358 thick)
		AR	SPACER, (0.359 thick)
		AR	SPACER, (0.360 thick)
		AR	SPACER, (0.361 thick)
		AR	SPACER, (0.362 thick)
*11	8309-1306	1	INNER BEARING CUP
12	7720-4028	1	INNER BEARING CONE
13	8068-4104	1	DRIVE GEAR & PINION SET, (includes item 1), (7.13 ratio)
	8068-4105	1	DRIVE GEAR & PINION SET, (includes item 1), (6.43 ratio)
14	8348-3557	1	BEARING
15	8348-3558	1	SNAP RING

Item	Part No.	Qty.	Description Of Part
16	7720-4061	AR	SHIM, (.003 thick)
	8068-4033	AR	SHIM, (.005 thick)
	8068-4034	AR	SHIM, (.010 thick)
	8068-4035	AR	SHIM, (.020 thick)
17	8068-4036	1	DIFFERENTIAL CARRIER & CAP ASSY, (includes items 18, 19 & 39)
18	8368-7009	4	FLAT WASHER
19	8368-7010	4	HEX HD CAPSCREW
20	8348-3441	2	LOCK PIN
21	8368-7012	2	BEARING ADJUSTER RING
22	9020-2500	2	DIFFERENTIAL BEARING CUP
23	9020-2501	2	DIFFERENTIAL CONE
24	8068-4037	1	DIFFERENTIAL CASE & NEST ASSY, (includes items 25 thru 32)
25	8068-4038	1	DIFFERENTIAL CASE ASSY, (includes items 26 & 27)
26	8068-4039	16	HEX HD CAPSCREW
27	8068-4040	16	FLAT WASHER
28	8068-4041	2	THRUST WASHER
29	8068-4042	2	SIDE GEAR
30	8348-3418	4	PINION THRUST WASHER
31	8068-4043	4	PINION GEAR
32	8068-4044	1	DIFFERENTIAL SPIDER
33	8068-4045	12	HEX HD CAPSCREW
34	8308-1182	12	FLAT WASHER
35	8068-4046	12	HEX NUT
36	8688-1678	1	WASHER
37	8068-4047	1	THRUST SCREW
38	8068-4048	1	JAM NUT
39	8098-4183	4	BALL

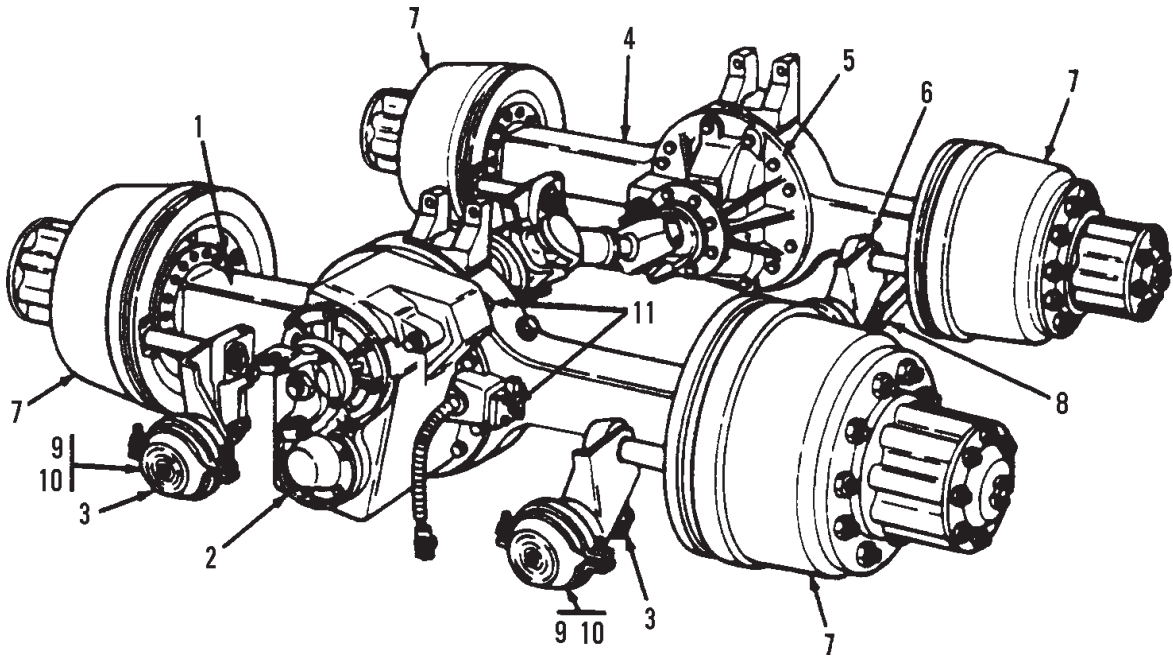
* - Added part numbers to items 6 & 11.



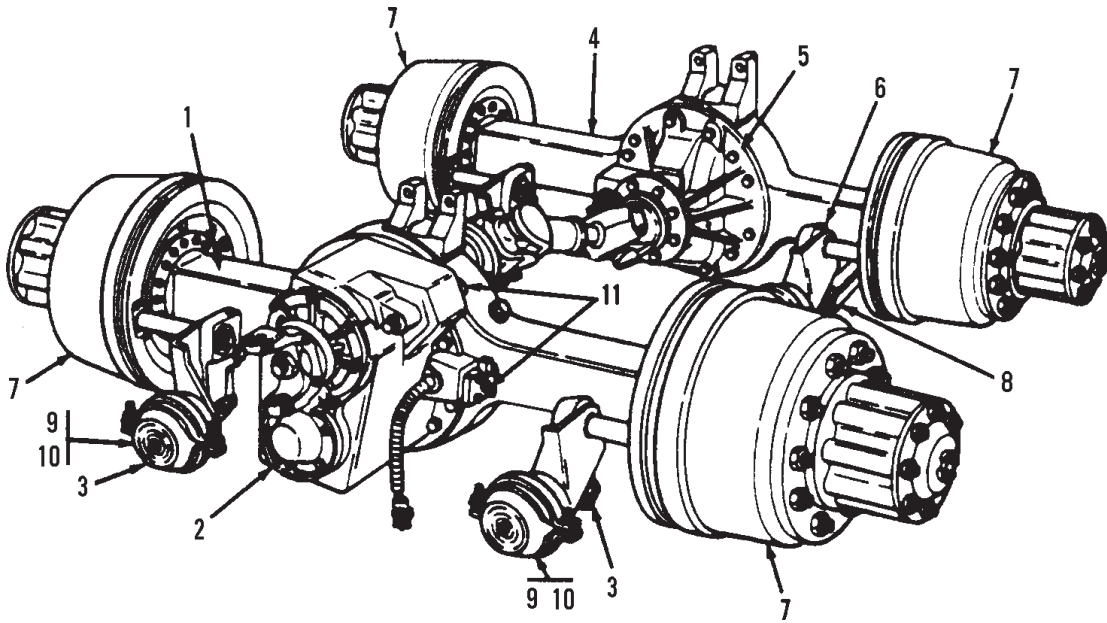
Item	Part No.	Qty.	Description Of Part
	8068-3160	1	STABILIZER VALVE ASSY, (includes all items)
	7736-4158	1	CHECK VALVE SEAL KIT, (includes items 2 thru 7)
	7736-4340	1	PILOTED CARTRIDGE SEAL KIT, (includes items 13 thru 15)
1		1	VALVE BLOCK
2	7736-4159	4	CHECK VALVE BODY
3		4	O-RING
4		4	O-RING
5		4	O-RING
6		8	BACK-UP RING
7		8	BACK-UP RING
8	7736-4160	4	BALL
9	7736-4161	4	SPRING
10	7736-4162	4	O-RING
11	7736-4163	4	PLUG
12	7736-4164	1	PILOTED CARTRIDGE VALVE ASSY (includes items 13 thru 15)
13		1	O-RING
14		2	BACK-UP RING
15		1	O-RING
16	8866-2301	4	STR THD CONNECTOR (includes item 18)
17	8866-2321	1	LONG STR THD CONNECTOR (includes item 18)
18	8859-1204	5	O-RING
			NOTE: ONLY ITEMS WITH PART NUMBERS ARE AVAILABLE FOR SERVICE



Item	Part No.	Qty.	Description Of Part
	8068-5060	1	REAR TANDEM AXLE ASSY, (w/disc wheels), (includes all items), (STD., 7.17)
	8068-5037	1	REAR TANDEM AXLE ASSY, (w/disc wheels), (includes all items), (OPT., 6.43)
	8395-3108	1	FORWARD REAR ASSY, (includes items 1, 2, & 3), (STD., 7.17)
	8068-3052	1	FORWARD REAR ASSY, (includes items 1, 2, & 3), (OPT., 6.43)
	8395-3108	1	REAR REAR AXLE ASSY, (includes items 4, 5, & 6), (STD., 7.17)
	8068-3052	1	REAR REAR AXLE ASSY, (includes items 4, 5, & 6), (OPT., 6.43)
1		Ref	FORWARD REAR HOUSING ASSY, (see page UN5-2 for details)
2		Ref	FORWARD REAR DIFFERENTIAL ASSY, (see page UN5-3 & UN5-4 for details)
3		Ref	REAR SERVICE BRAKE ASSY, (see page UN5-5 for details)
4		Ref	REAR REAR HOUSING ASSY, (see page UN5-2 for details)
5		Ref	REAR REAR DIFFERENTIAL ASSY, (see page UN5-4 for details)
6		Ref	REAR SERVICE BRAKE ASSY, (see page UN5-5 for details)
7		Ref	REAR HUB & DRUM ASSY, (see page UN5-6 for details)
8		Ref	EQUALIZER BEAM ASSY, (see page UN5-7 for details)
9	8688-3045	4	TUBE FITTING, 3/8X3/8
10	8698-3650	4	STREET ELBOW, 3/8
11	8688-3046	2	TUBE FITTING



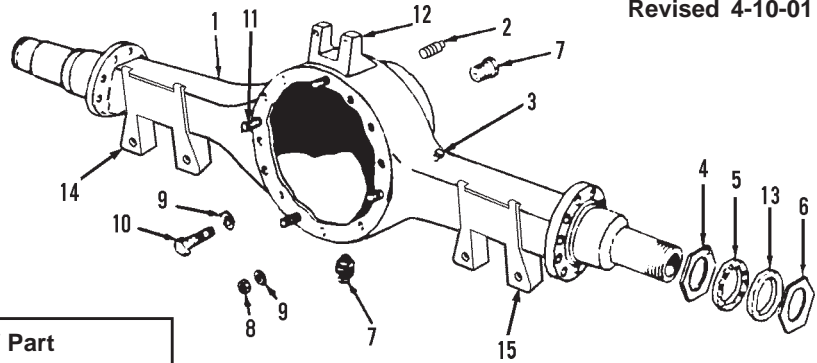
Item	Part No.	Qty.	Description Of Part
	8068-5110	1	REAR TANDEM AXLE ASSY, (w/disc wheels), (includes all items), (STD., 7.17)
	8395-3108	1	FORWARD REAR ASSY, (includes items 1, 2, & 3), (STD., 7.17)
	8395-3108	1	REAR REAR AXLE ASSY, (includes items 4, 5, & 6), (STD., 7.17)
1		Ref	FORWARD REAR HOUSING ASSY, (see page UN5-2 for details)
2		Ref	FORWARD REAR DIFFERENTIAL ASSY, (see page UN5-3 & UN5-4 for details)
3		Ref	REAR SERVICE BRAKE ASSY, (see page UN5-5 for details)
4		Ref	REAR REAR HOUSING ASSY, (see page UN5-2 for details)
5		Ref	REAR REAR DIFFERENTIAL ASSY, (see page UN5-4 for details)
6		Ref	REAR SERVICE BRAKE ASSY, (see page UN5-5 for details)
7		Ref	REAR HUB & DRUM ASSY, (see page UN5-6 for details)
8		Ref	EQUALIZER BEAM ASSY, (see page UN5-7 for details)
9	8688-3045	4	TUBE FITTING, 3/8X3/8
10	8698-3650	4	STREET ELBOW, 3/8
11	8688-3046	2	TUBE FITTING



Item	Part No.	Qty.	Description Of Part
	8068-5061	1	REAR TANDEM AXLE ASSY, (w/disc wheels), (includes all items), (STD., 7.17)
	8068-5038	1	REAR TANDEM AXLE ASSY, (w/disc wheels), (includes all items), (OPT., 6.43)
	8068-3108	1	FORWARD REAR ASSY, (includes items 1, 2, & 3), (STD., 7.17)
	8068-3052	1	FORWARD REAR ASSY, (includes items 1, 2, & 3), (OPT., 6.43)
	8068-3108	1	REAR REAR AXLE ASSY, (includes items 4, 5, & 6), (STD., 7.17)
	8068-3052	1	REAR REAR AXLE ASSY, (includes items 4, 5, & 6), (OPT., 6.43)
1		Ref	FORWARD REAR HOUSING ASSY, (see page UN5-2 for details)
2		Ref	FORWARD REAR DIFFERENTIAL ASSY, (see page UN5-3 for details)
3		Ref	REAR SERVICE BRAKE ASSY, (see page UN5-5 for details)
4		Ref	REAR REAR HOUSING ASSY, (see page UN5-2 for details)
5		Ref	REAR REAR DIFFERENTIAL ASSY, (see page UN5-4 for details)
6		Ref	REAR SERVICE BRAKE ASSY, (see page UN5-5 for details)
7		Ref	REAR HUB & DRUM ASSY, (see page UN5-6 for details)
8		Ref	EQUALIZER BEAM ASSY, (see page UN5-7 for details)
9	8688-3045	4	TUBE FITTING, 3/8X3/8
10	8698-3650	4	STREET ELBOW, 3/8
11	8688-3046	2	TUBE FITTING

REAR TANDEM AXLE ASSEMBLY
Axle Housing Assembly
(8068-4139) Forward Rear Housing
(8068-4143) Rear Rear Housing
6x4 or 6x6 Undercarriage
Starting Serial No. G04514
Original Issue 6-97
Revised 4-10-01

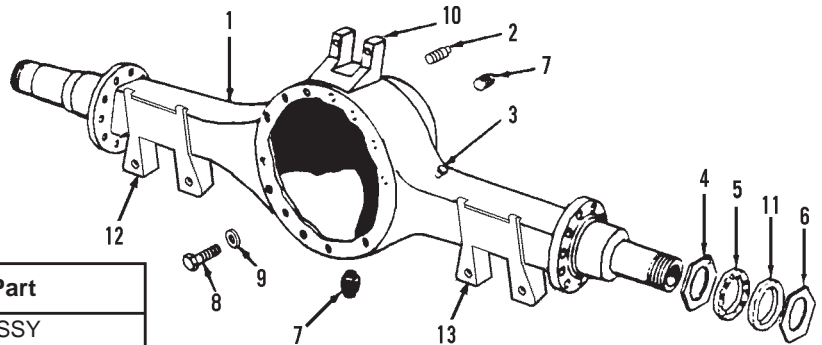
FORWARD REAR HOUSING



Item	Part No.	Qty.	Description Of Part
1	8068-4139	1	FORWARD REAR HOUSING ASSY
2	7738-4016	1	HEAT INDICATOR PLUG
3	8307-1503	1	BREATHER
4	8307-3466	2	INNER WHEEL BEARING NUT
5	8068-4140	2	INNER LOCKWASHER
6	8307-3302	2	OUTER WHEEL BEARING NUT
7	8368-4055	2	MAGNETIC PLUG
8	8348-3432	16	HEX NUT
9	8308-1182	12	FLAT WASHER
10	8098-4109	7	HEX HD CAPSCREW, SHORT
	8098-4169	1	HEX HD CAPSCREW, MEDIUM
11	8540-3204	1	STUD, SHORT
	8395-4003	1	STUD, MEDIUM
12	8068-4141	1	TORQUE ROD BRACKET
13	8068-4142	2	SPECIAL LOCKWASHER
*14			
*15			

* - Added items 14 & 15; revised illustration.

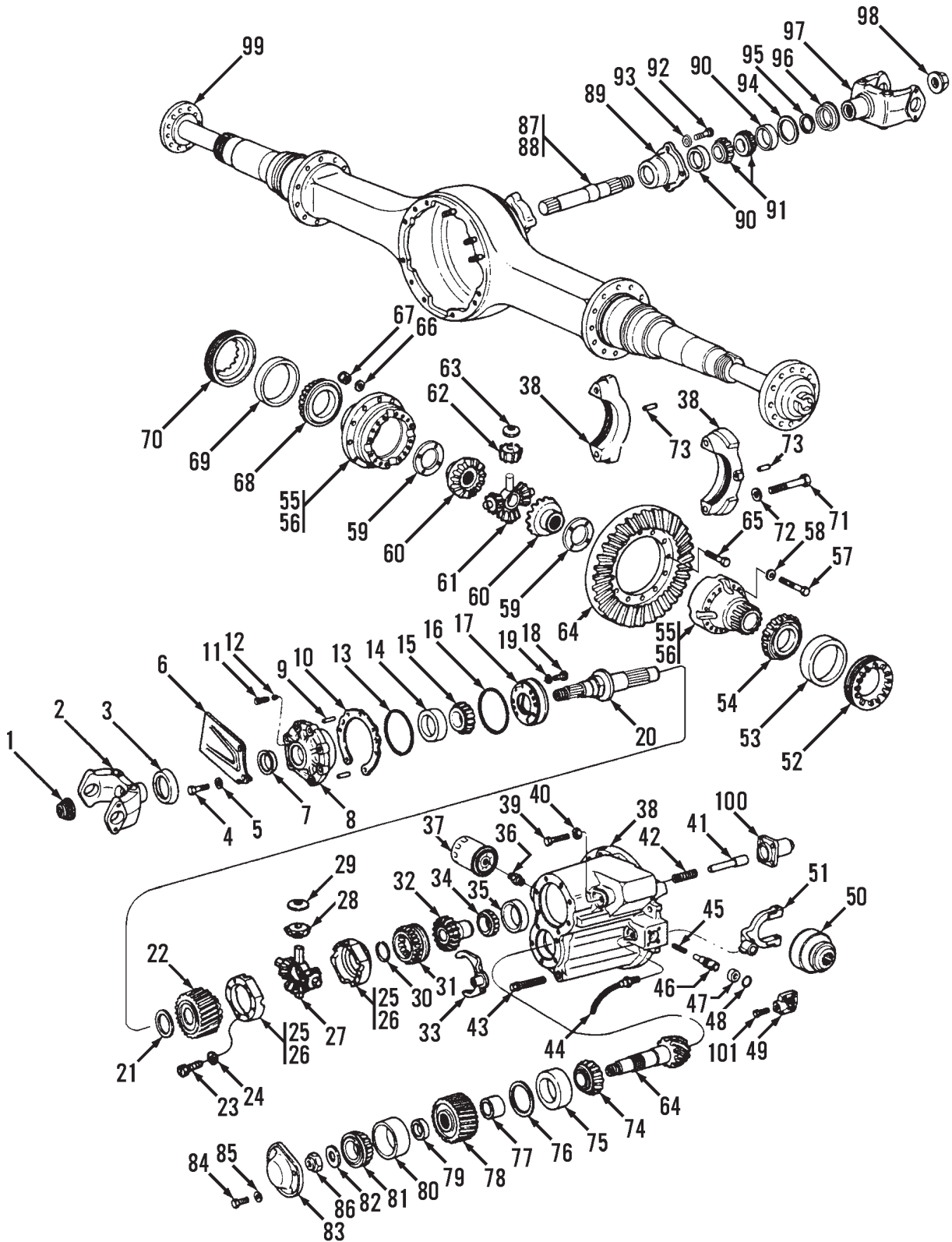
REAR REAR HOUSING



Item	Part No.	Qty.	Description Of Part
1	8068-4143	1	REAR REAR HOUSING ASSY
2	7738-4016	1	HEAT INDICATOR PLUG
3	8307-1503	1	BREATHER
4	8307-3466	2	INNER WHEEL BEARING NUT
5	8068-4140	2	INNER LOCKWASHER
6	8307-3302	2	OUTER WHEEL BEARING NUT
7	8368-4055	2	MAGNETIC PLUG
8	8098-4109	8	HEX HD CAPSCREW, MEDIUM
	8098-4108	4	HEX HD CAPSCREW, LONG
9	8308-1182	12	FLAT WASHER
10	8068-4141	1	TORQUE ROD BRACKET
11	8068-4142	2	SPECIAL LOCKWASHER
*12			
*13			

* - Added items 12 & 13; revised illustration.

REAR TANDEM AXLE ASSEMBLY
 (8068-4144) Forward Rear Differential Assembly
 (8068-4145) Forward Rear Differential Assembly
 6x4 or 6x6 Undercarriage
 Starting Serial No. G04514
 Original Issue 6-97



GRADALL

HYDRAULIC EXCAVATOR

Undercarriage

XL4100

Carrier Mount

REAR TANDEM AXLE ASSEMBLY**(8068-4144) Forward Rear Differential Assembly****(8068-4145) Forward Rear Differential Assembly****6x4 or 6x6 Undercarriage****Starting Serial No. G04514****Original Issue 6-97**

Item	Part No.	Qty.	Description Of Part	Item	Part No.	Qty.	Description Of Part
	8068-4144	1	DIFFERENTIAL CARRIER ASSY, (includes all items except 99), (OPT., 6.43)	60	7738-4742	2	DIFFERENTIAL SIDE GEAR
	8068-4145	1	DIFFERENTIAL CARRIER ASSY, (includes all items except 99), (STD., 7.17)	61	7738-4745	1	SPIDER
	7738-4634	1	DIFFERENTIAL KIT, (includes items 59 thru 63)	62	7738-4744	4	PINION
	8395-4038	1	CAGE & SEAL ASSY, (includes items 7 & 8)	63	7738-4743	4	THRUSTWASHER
1	8395-4067	1	HEX NUT	64	8068-4152	1	RING GEAR & PINION SET, (STD., 7.17)
2	8068-4146	1	YOKE & DEFLECTOR ASSY, (includes item 3)		8068-4153	1	RING GEAR & PINION SET, (OPT., 6.43)
3	8068-4121	1	DEFLECTOR	65	8098-4020	12	HEX HD CAPSCREW
4	7738-4642	7	HEX HD CAPSCREW	66	8308-1182	12	FLAT WASHER
5	8068-4040	7	FLAT WASHER	67	8098-4021	12	HEX NUT
6	8395-4033	1	SHIELD, FILTER	68	8698-4028	2	BEARING CONE, R.H.
7	8698-4309	1	SEAL	69	8338-4039	1	BEARING CUP, R.H.
8	8098-4023	1	BEARING CAGE ASSY, (includes item 14)	70	8395-4025	1	ADJUSTING RING, R.H.
9	8395-4039	1	DOWEL PIN	71	7738-4647	4	MACHINE SCREW
10	8395-4040	AR	SHIM, (.003 thick)	72	7738-4648	4	HARDENED WASHER
	8395-4041	AR	SHIM, (.005 thick)	73	8098-4183	4	BALL
	8395-4042	AR	SHIM, (.010 thick)	74	8395-4062	1	BEARING CONE
	8395-4036	AR	SPRING	75	8338-4053	1	BEARING CUP
11	8395-4037	1	RELIEF VALVE	76	8698-4067	AR	SHIM, (.003 thick)
12	8068-4147	1	O-RING		8698-4068	AR	SHIM, (.005 thick)
13	8068-4148	1	BEARING CUP	77	8395-4063	1	SHIM, (.010 thick)
14	8098-4113	1	BEARING CONE	78	8395-4064	1	SPACER
15	8395-4043	1	O-RING	79	8698-4065	1	DRIVEN GEAR
16	8098-4172	1	OIL PUMP				PINION BEARING SPACER KIT, (includes the following shim thicknesses)
17	8395-4046	6	HEX HD CAPSCREW			2	SPACER, (.451 thick)
18	8688-1421	6	FLAT WASHER			2	SPACER, (.452 thick)
19	8098-4174	1	INPUT SHAFT			2	SPACER, (.453 thick)
20	8395-4048	1	THRUSTWASHER			2	SPACER, (.454 thick)
21	8395-4049	1	DIFFERENTIAL SIDE GEAR			2	SPACER, (.459 thick)
22	8395-4051	8	HEX HD CAPSCREW			2	SPACER, (.462 thick)
23	8068-4093	8	FLAT WASHER			2	SPACER, (.466 thick)
24	8395-4050	1	INTER-AXLE DIFFERENTIAL CASE & NEST ASSY, (includes items 23, 24, 26, 27, 28 & 29)			2	SPACER, (.470 thick)
25	8098-4175	1	INTER-AXLE DIFFERENTIAL CASE ASSY, (includes items 23 & 24)			2	SPACER, (.474 thick)
26	8338-4010	1	SPIDER	80	8309-1278	1	BEARING CUP
27	8395-4053	4	PINION	81	8309-1277	1	BEARING CONE
28	8395-4052	4	THRUST WASHER	82	8395-4066	1	PINION WASHER
29	8395-4054	1	LOCK RING	83	8395-4068	1	COVER
30	8068-4149	1	CLUTCH COLLAR	84	8395-4069	5	HEX HD CAPSCREW
31	8395-4057	1	DIFFERENTIAL SIDE GEAR	85	8348-3584	5	FLAT WASHER
32	8395-4056	1	SHIFT FORK	86	8098-4184	1	PINION NUT
33	7710-4332	1	BEARING CONE	87	8395-4100	1	THRU SHAFT & BEARING CAGE ASSY, (includes items 88, 89, 90, 91, 94, 95, 96 & 98)
34	7710-4333	1	BEARING CUP				THRU SHAFT
35	8395-4059	1	ADAPTER	88	8395-4101	1	THRU SHAFT
36	8395-4058	1	OIL FILTER	89	8395-4102	1	BEARING CAGE ASSY, (includes item 90)
37	8098-4176	1	DIFFERENTIAL CARRIER & CAP ASSY, (includes items 71 thru 73)	90	9020-2067	2	BEARING CUP
38	8098-4177	1	ADJUSTING SCREW	91	8698-4096	2	BEARING CONE
39	8395-4093	1	HEX JAM NUT	92	8395-4103	4	HEX HD CAPSCREW
40	8395-4090	1	SHAFT	93	8348-3584	4	FLAT WASHER
41	8098-4178	1	SPRING	94	8698-4097	1	SNAP RING KIT, (includes the following snap ring thicknesses)
42	8395-4060	1	SCREEN ASSY			AR	SNAP RING, (.155 thick)
43	8395-4070	1	SENSOR SWITCH			AR	SNAP RING, (.158 thick)
44	8395-4091	1	SPRING			AR	SNAP RING, (.161 thick)
45	8098-4179	1	SHAFT			AR	SNAP RING, (.164 thick)
46	8098-4180	1	PISTON			AR	SNAP RING, (.167 thick)
47	8068-4150	1	O-RING			AR	SNAP RING, (.170 thick)
48	8068-4151	1	COVER			AR	SNAP RING, (.173 thick)
49	8395-4085	1	CLUTCH COLLAR			AR	SNAP RING, (.176 thick)
50	8098-4182	1	SHIFT FORK			AR	SNAP RING, (.179 thick)
51	8395-4096	1	ADJUSTING RING, L.H.			AR	SNAP RING, (.182 thick)
52	7710-4444	1	BEARING CUP, L.H.			AR	SNAP RING, (.182 thick)
53	7710-4445	1	BEARING CONE, L.H.	95	8395-4104	1	SNAP RING
54	8395-4097	1	DIFFERENTIAL CASE & NEST ASSY, (includes items 56, 57, 59, 63 & 66 and kit 7738-4634)	96	8395-4105	1	SEAL
55	8098-4018	1	DIFFERENTIAL CASE ASSY, (includes items 57 & 66)	97	8068-4154	1	YOKE
56	8395-4028	12	HEX HD CAPSCREW	98	8098-4185	1	NUT
57	8368-3836	12	FLAT WASHER	99	8395-4098	1	AXLE SHAFT, L.H.
58	7738-4741	2	THRUST WASHER		8395-4030	1	AXLE SHAFT, R.H.
59				100	8068-4155	1	SHIFT ASSY
				101	8068-4156	1	HEX HD CAPSCREW

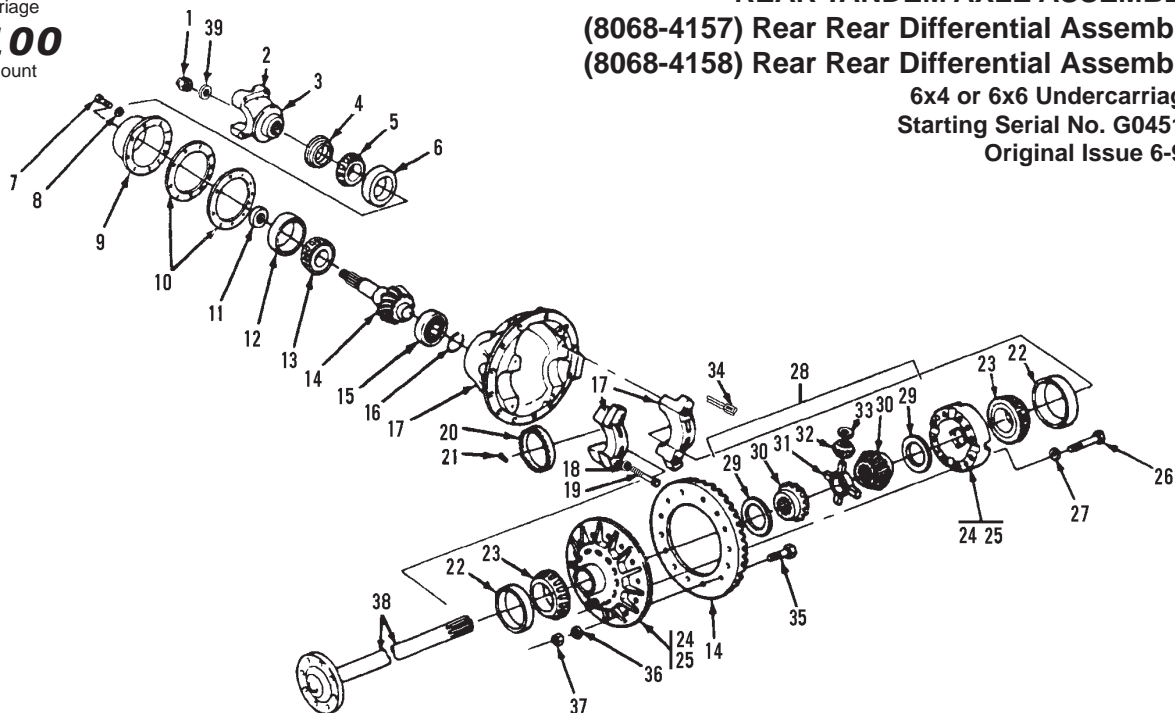
GRADALL

HYDRAULIC EXCAVATOR

Undercarriage

XL4100

Carrier Mount

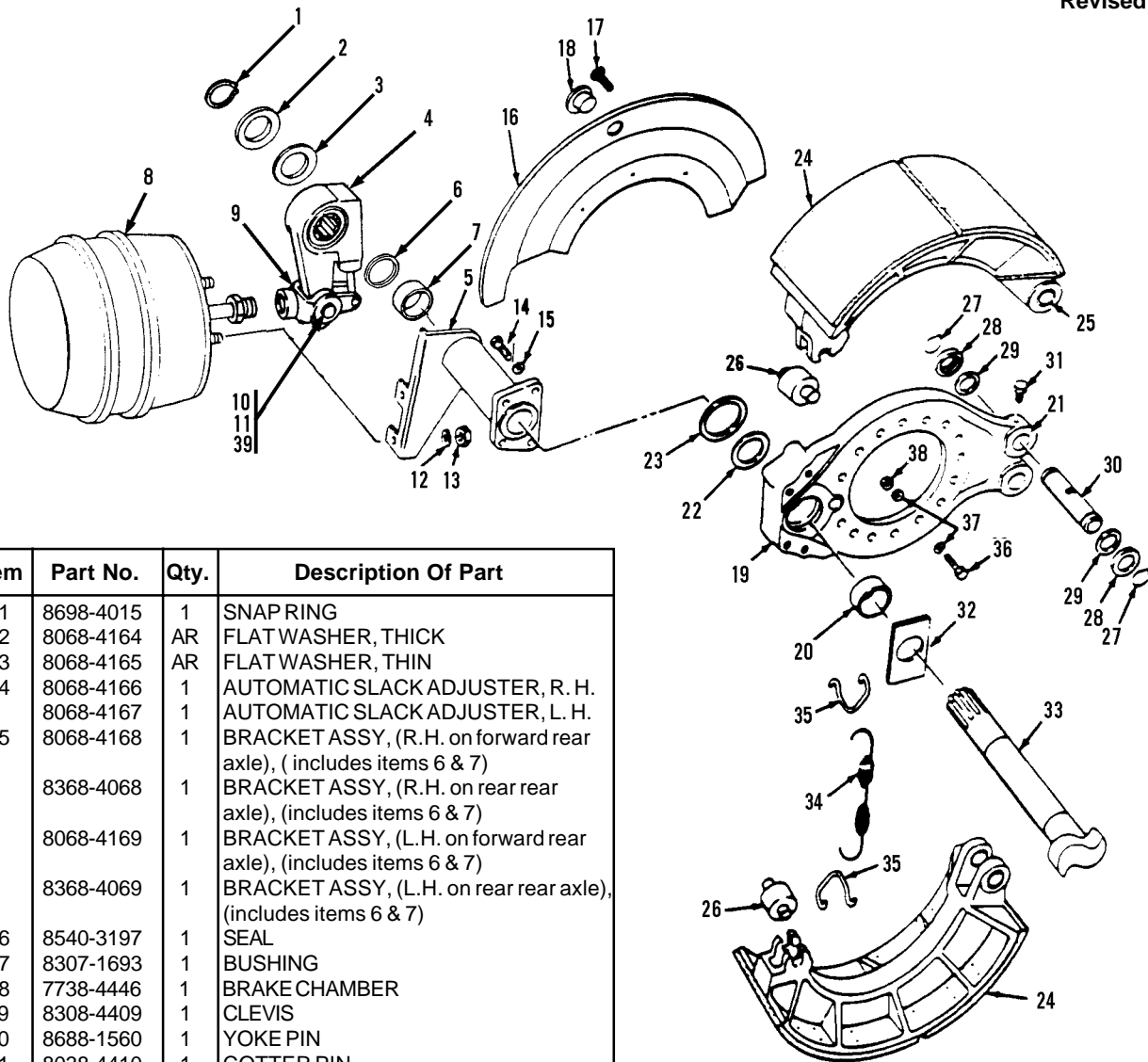
**REAR TANDEM AXLE ASSEMBLY****(8068-4157) Rear Rear Differential Assembly****(8068-4158) Rear Rear Differential Assembly**

6x4 or 6x6 Undercarriage

Starting Serial No. G04514

Original Issue 6-97

Item	Part No.	Qty.	Description Of Part	Item	Part No.	Qty.	Description Of Part
	8068-4157	1	DIFFERENTIAL CARRIER ASSY, (STD., 7.17), (includes all items except item 38)	15	8395-4022	1	PINION ROLLER BEARING
	8068-4158	1	DIFFERENTIAL CARRIER ASSY, (OPT., 6.43), (includes all items except item 38)	16	8395-4023	1	LOCK RING
1	8098-4184	1	HEX NUT	17	8395-4024	1	DIFFERENTIAL CARRIER & CAP ASSY, (includes items 18, 19 & 21)
2	8068-4159	1	YOKE & DEFLECTOR ASSY, (includes item 3)	18	7738-4648	4	FLAT WASHER
3	8395-4127	1	DEFLECTOR	19	7738-4647	4	HEX HD CAPSCREW
4	7738-4641	1	OIL SEAL	20	8395-4025	2	BEARING ADJUSTING RING
5	8098-4113	1	OUTER BEARING CONE	21	8098-4183	4	BALL
6	8068-4160	1	OUTER BEARING CUP	22	8338-4039	2	BEARING CUP
7	7738-4642	8	HEX HD CAPSCREW	23	8698-4028	2	BEARING CONE
8	8068-4040	8	FLAT WASHER	24	8395-4026	1	DIFFERENTIAL CASE & NEST ASSY, (includes items 25 thru 33)
9	8395-4018	1	PINION BEARING CAGE ASSY, (includes items 6 & 12)	25	8395-4027	1	DIFFERENTIAL CASE ASSY, (includes items 26 & 27)
10	8098-4189	AR	SHIM, (.002 THICK)	26	8395-4028	12	HEX HD CAPSCREW
	8098-4190	AR	SHIM, (.005 THICK)	27	8308-1182	12	FLAT WASHER
	8098-4191	AR	SHIM, (.008 THICK)	28	7738-4634	1	DIFFERENTIAL KIT, (includes items 29 thru 33)
	8098-4192	AR	SHIM, (.020 THICK)	29	7738-4741	2	THRUST WASHER
11	7738-4633	AR	SPLIT SPACER KIT, (includes the following thicknesses)	30	7738-4742	2	SIDE GEAR
		AR	SPACER (0.250 THICK)	31	7738-4745	1	SPIDER
		AR	SPACER (0.251 THICK)	32	7738-4744	4	PINION
		AR	SPACER (0.252 THICK)	33	7738-4743	4	THRUST WASHER
		AR	SPACER (0.253 THICK)	34	8348-3441	2	COTTER PIN
		AR	SPACER (0.254 THICK)	35	8098-4020	12	HEX HD CAPSCREW
		AR	SPACER (0.256 THICK)	36	8368-3836	12	FLAT WASHER
		AR	SPACER (0.260 THICK)	37	8098-4046	12	HEX NUT
		AR	SPACER (0.261 THICK)	38	8395-4099	1	AXLE SHAFT, L.H.
		AR	SPACER (0.262 THICK)		8395-4031	1	AXLE SHAFT, R.H.
		AR	SPACER (0.263 THICK)	39	8308-1170	1	FLAT WASHER
		AE	SPACER (0.264 THICK)				
12	8068-4161	1	INNER BEARING CUP				NOTE: ONLY ITEMS WITH PART NUMBERS ARE AVAILABLE FOR SERVICE.
13	8098-4116	1	INNER BEARING CONE				
14	8068-4162	1	RING GEAR & PINION SET, (7.17)				
	8068-4163	1	RING GEAR & PINION SET, (6.43)				



Item	Part No.	Qty.	Description Of Part
1	8698-4015	1	SNAP RING
2	8068-4164	AR	FLAT WASHER, THICK
3	8068-4165	AR	FLAT WASHER, THIN
4	8068-4166	1	AUTOMATIC SLACK ADJUSTER, R. H.
	8068-4167	1	AUTOMATIC SLACK ADJUSTER, L. H.
5	8068-4168	1	BRACKET ASSY, (R.H. on forward rear axle), (includes items 6 & 7)
	8368-4068	1	BRACKET ASSY, (R.H. on rear rear axle), (includes items 6 & 7)
	8068-4169	1	BRACKET ASSY, (L.H. on forward rear axle), (includes items 6 & 7)
	8368-4069	1	BRACKET ASSY, (L.H. on rear rear axle), (includes items 6 & 7)
6	8540-3197	1	SEAL
7	8307-1693	1	BUSHING
8	7738-4446	1	BRAKE CHAMBER
*9	8308-4409	1	CLEVIS
*10	8688-1560	1	YOKE PIN
*11	8038-4410	1	COTTER PIN
12	8368-4545	2	LOCKWASHER
13	8348-1440	2	HEX NUT
14	8368-4543	4	HEX HDCAPSCREW
15	8698-1562	4	FLAT WASHER
16	8395-4008	1	DUST SHIELD
17	8395-4009	6	HEX HDCAPSCREW
18	8368-3829	2	PLUG
19	8395-4010	1	SPIDER ASSY, (includes items 20, 21 & 22)
20	8068-4170	1	BUSHING
21	8368-4081	2	BUSHING
22	8307-1688	1	GREASE SEAL
23	8540-3198	1	RUBBER GASKET
24	8395-4011	2	BRAKE SHOE & LINING ASSY, (includes item 5)
25	8368-4070	2	BUSHING
26	7738-4447	2	ROLLER
27	8698-4005	4	SNAP RING
28	8068-4172	4	WASHER

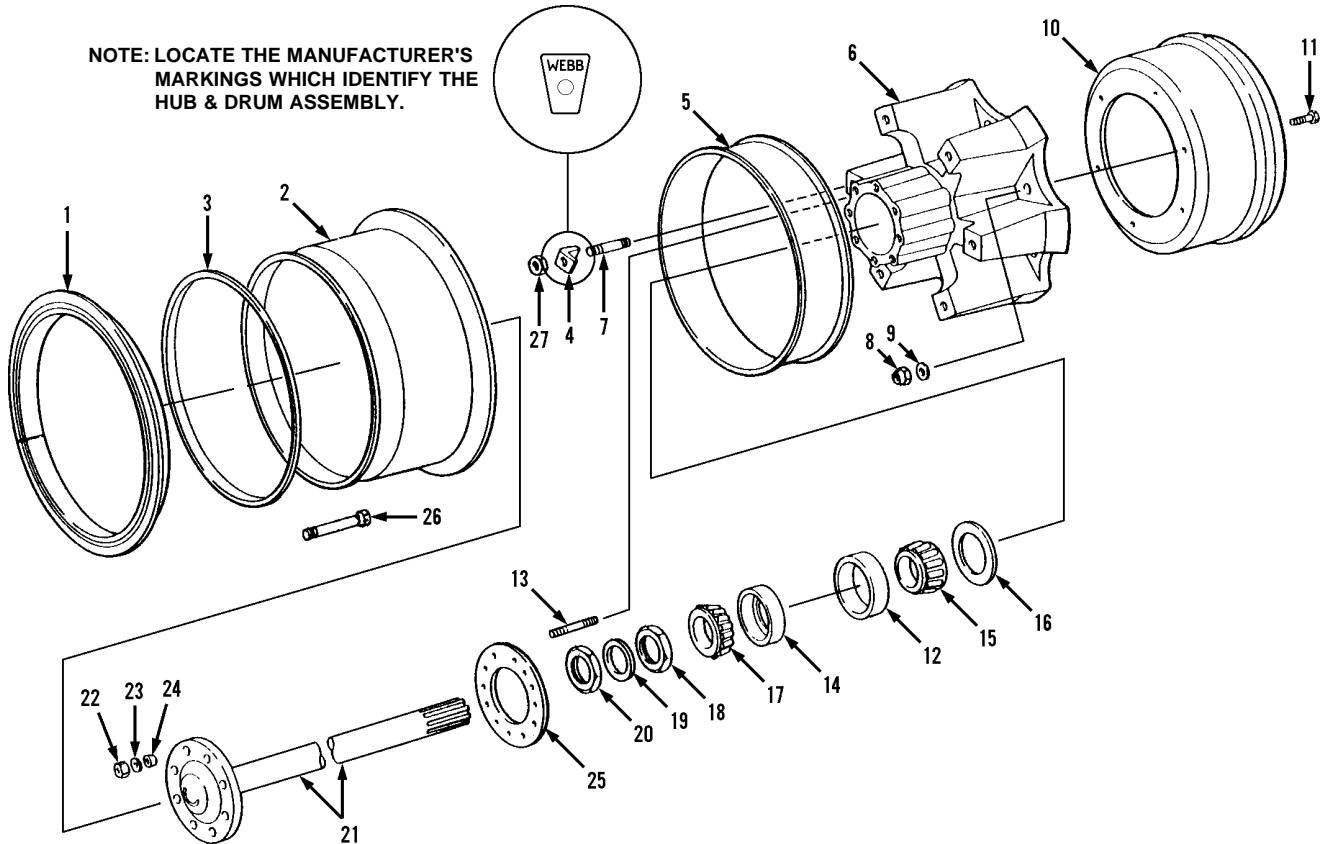
Item	Part No.	Qty.	Description Of Part
29	8307-1417	4	FELT
30	8098-4197	2	ANCHOR PIN
31	8503-1342	2	HEX HD CAPSCREW, (3/8-16X3/4, GR5, (head drilled for lock wire)
32	8068-4172	1	SPECIAL WASHER
33	8068-4173	1	CAMSHAFT, (L.H. on forward rear axle), (R.H. on rear rear axle)
	8068-4174	1	CAMSHAFT, (R.H. on forward rear axle), (L.H. on rear rear axle)
34	8368-4085	1	RETURN SPRING
35	8368-4086	2	RETURN SPRING PIN
36	8395-4012	16	HEX HD CAPSCREW
37	8368-3836	32	HARDENED WASHER
38	8368-4041	16	HEX NUT
39	8368-4545	2	FLAT WASHER

* - Revised illustration; changed part numbers on items 9, 10 & 11.



NOTE: PLEASE PAY PARTICULAR ATTENTION TO YOUR MACHINE S/N BEFORE ORDERING PARTS FROM THIS PAGE. MAKE SURE YOU HAVE WEBB HUB & DRUMS AND NOT ROCKWELL. THE PARTS ARE NOT INTERCHANGEABLE.

NOTE: LOCATE THE MANUFACTURER'S MARKINGS WHICH IDENTIFY THE HUB & DRUM ASSEMBLY.



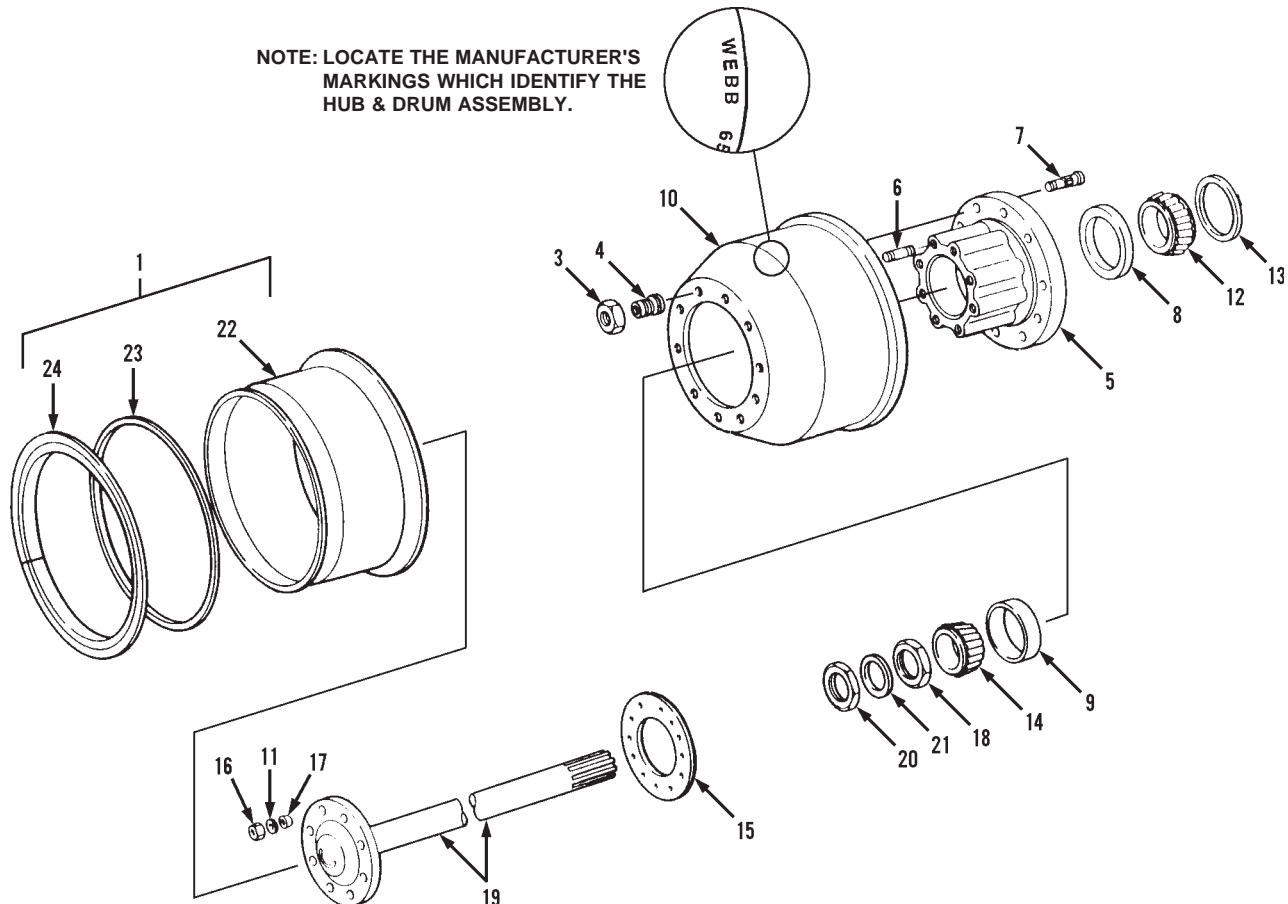
Item	Part No.	Qty.	Description Of Part	Item	Part No.	Qty.	Description Of Part
	8368-3332	1	WHEEL ASSY, WEBB, (includes items 6 thru 14)	12	8307-1793	1	INNER CUP
	8368-3355	1	BEARING KIT, (kit contains parts for two wheel assemblies), (includes items 15 thru 17 & 22 thru 25)	13	7738-4843	8	DRIVE STUD, 5/8
	8368-3309	1	RIM ASSY, (6X4 STD.), 7-1/2 in. rim use 10:00X20 tires, (includes items 1, 2 & 3)	14	8307-1572	1	OUTER CUP
1	8688-3299	1	SPLIT LOCK RING, (for 7-1/2 in. rim assy)	15	8368-3356	2	INNER CONE
2	8368-7063	1	RIM, (for 7-1/2 in. rim assy)	16	8368-3357	2	INNER SEAL
3	8688-3298	1	SIDE RING	17	8307-3134	2	OUTER CONE
4	8368-3366	6	WHEEL CLAMP	18		4	INNER WHEEL BEARING NUT, (see page UN5-2 for details)
5	7720-3003	1	WHEEL SPACER	19		4	LOCKWASHER, (see page UN5-2 for details)
*6	8368-7088	1	SPOKE HUB, (includes items 7, 12, 13 & 14)	20		4	OUTER WHEEL BEARING NUT, (see page UN5-2 for details)
7	8368-7077	6	RIM STUD, 3/4-10X3	21		4	AXLE SHAFT, (see page UN5-3 & UN5-4 for details)
*8	7737-4035	6	NUT, 3/4-10	22	8850-1310	16	HEX NUT, 5/8-18
9	7737-4036	6	WASHER, 3/4	23	8307-1409	16	STAR WASHER, 5/8
10	8368-3775	1	DRUM	24	8309-1186	16	AXLE SHAFT DOWEL
11	7737-4034	6	HEX HD CAPSCREW, 3/4-10X2-1/4	25	8308-1272	4	AXLE SHAFT GASKET
				26	7738-3314	1	VALVE STEM EXTENSION, 6", (not shown)
				27	8068-3080	6	WHEEL NUT

* - Changed part numbers on items 6 & 8.



NOTE: PLEASE PAY PARTICULAR ATTENTION TO YOUR MACHINE S/N BEFORE ORDERING PARTS FROM THIS PAGE. MAKE SURE YOU HAVE WEBB HUB & DRUMS AND NOT ROCKWELL. THE PARTS ARE NOT INTERCHANGEABLE.

NOTE: LOCATE THE MANUFACTURER'S MARKINGS WHICH IDENTIFY THE HUB & DRUM ASSEMBLY.



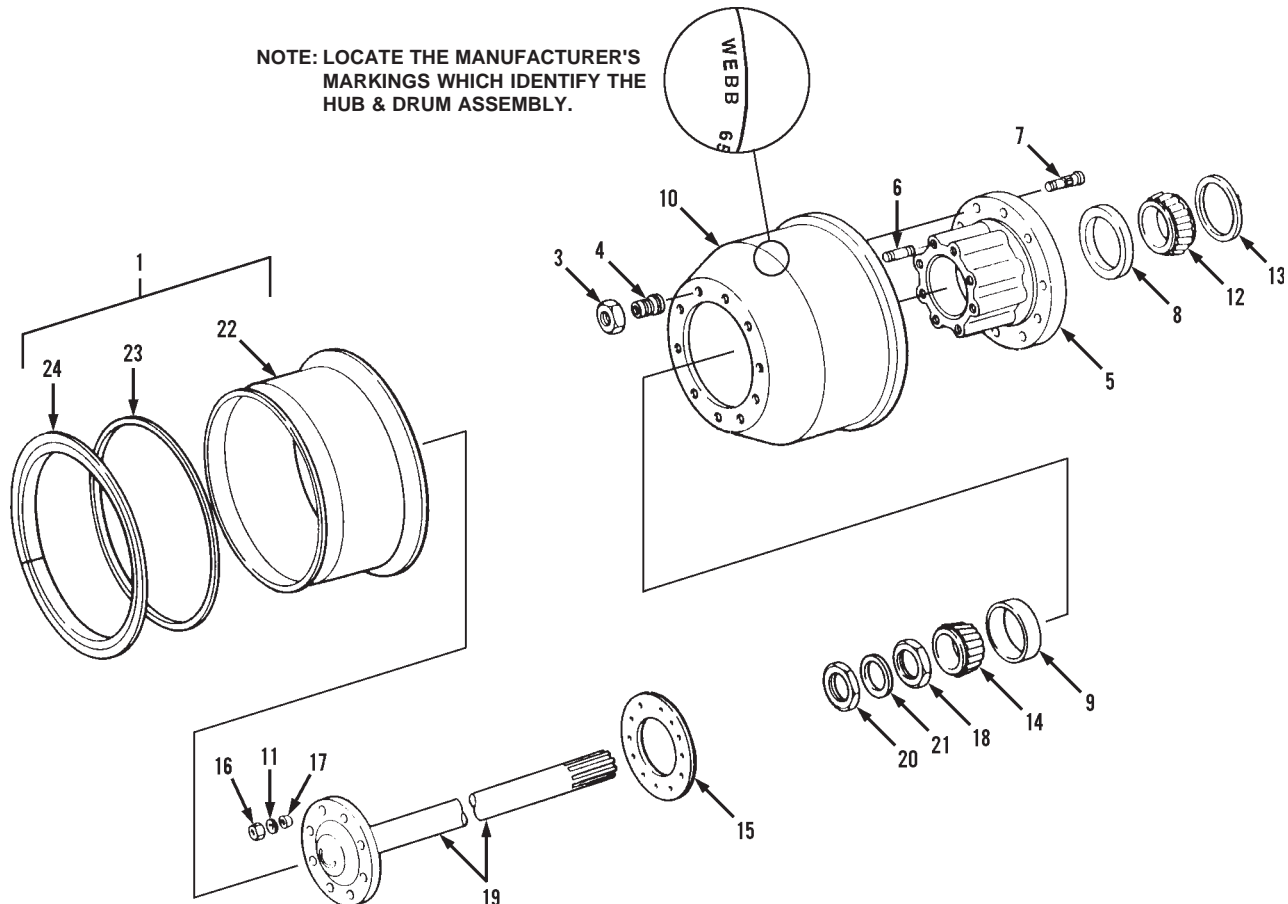
Item	Part No.	Qty.	Description Of Part	Item	Part No.	Qty.	Description Of Part
	7738-3636	1	HUB & DRUM ASSY, WEBB, R.H., (includes items 5 thru 10)	9	8307-1572	1	OUTER BEARING CUP
	7738-3635	1	HUB & DRUM ASSY, WEBB, L.H., (includes items 5 thru 10)	10	8368-3740	1	DRUM
	8368-3355	1	BEARING KIT, (kit contains parts for two wheel assemblies), (includes items 11 thru 17)	11	8307-1409	16	STAR WASHER
1	8688-3300	1	RIM ASSY, STD. 6X6, OPT. 6X4, (7-1/2 inch rim, use with 10:00 x 20 tires), (includes items 22-24)	12	8368-3356	2	INNER CONE
2	7738-3314	Ref	VALVE STEM EXTENSION, 6", (inside dual tires - not shown)	13	8368-3357	2	INNER SEAL
3	8688-1221	10	OUTER NUT, R.H.	14	8307-3134	2	OUTER CONE
	8688-1220	10	OUTER NUT, L.H.	15	8308-1272	4	AXLE SHAFT GASKET
4	8688-1218	10	INNER NUT, R.H.	16	8850-1310	16	HEX NUT, 5/8-18
	8688-1217	10	INNER NUT, L.H.	17	8309-1186	16	AXLE SHAFT DOWEL
5	7738-4841	1	HUB, 10 STUD OUTBOARD	18		Ref	INNER WHEEL BEARING NUT, (see page UN5-2 for details)
6	7738-4843	8	DRIVE STUD, 5/8-18	19		Ref	AXLE SHAFT, (see pages UN5-3 & UN5-4 for details)
7	7738-4844	10	STUD, R.H., 3/4-16	20		Ref	OUTER WHEEL BEARING NUT, (see page UN5-2 for details)
	7738-4845	10	STUD, L.H., 3/4-16	21		Ref	LOCKWASHER, (see page UN5-2 for details)
8	8307-1793	1	INNER BEARING CUP	22	8688-4002	1	RIM, (for 7-1/2 rim assy)
				23	8688-3298	1	SIDE RING, (for 7-1/2 in. rim)
				24	8688-3299	1	SPLIT LOCK RING, (for 7-1/2 in. rim)

* - Revised illustration & parts list; added notes to illustration.

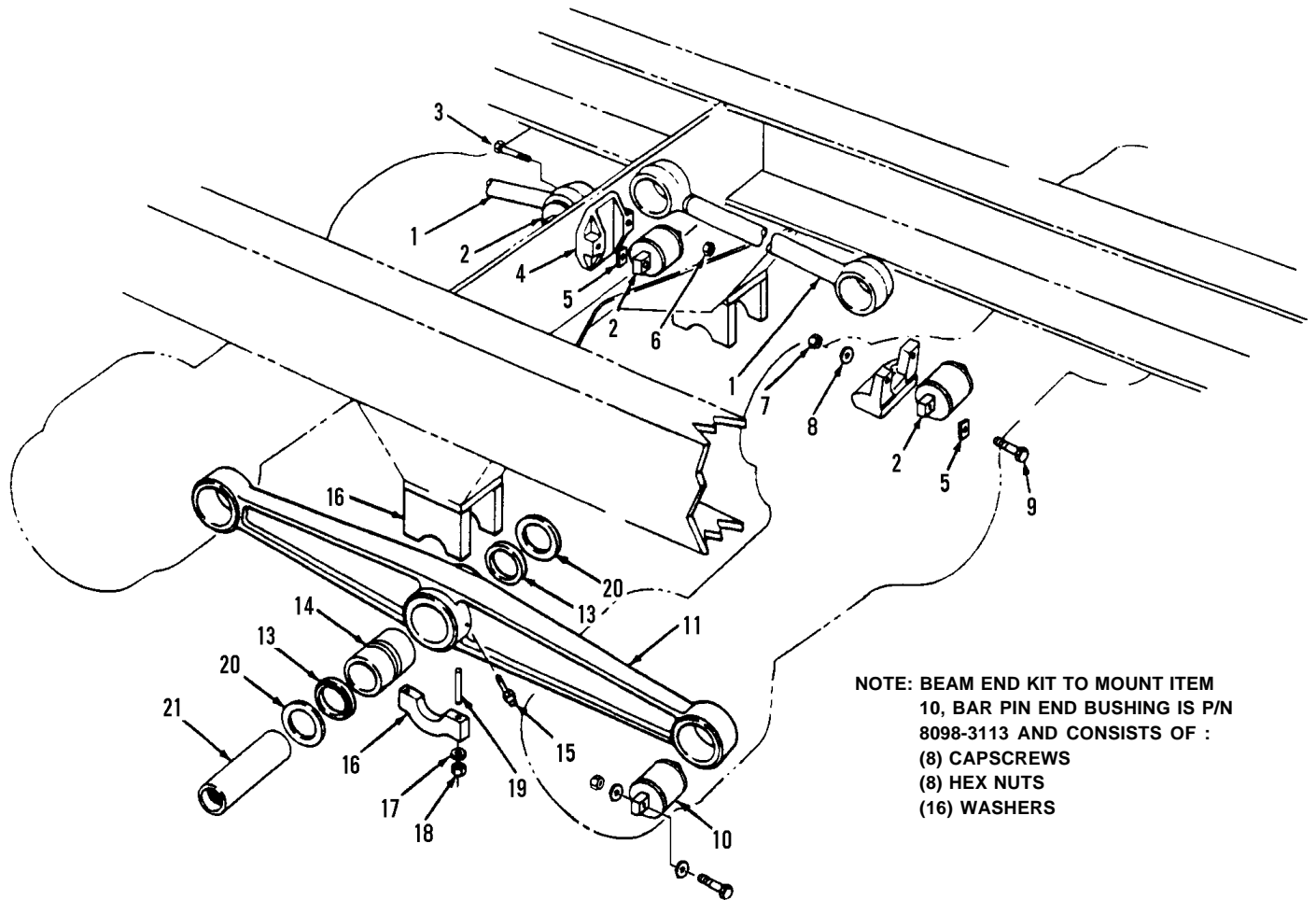


NOTE: PLEASE PAY PARTICULAR ATTENTION TO YOUR MACHINE S/N BEFORE ORDERING PARTS FROM THIS PAGE. MAKE SURE YOU HAVE WEBB HUB & DRUMS AND NOT ROCKWELL. THE PARTS ARE NOT INTERCHANGEABLE.

NOTE: LOCATE THE MANUFACTURER'S MARKINGS WHICH IDENTIFY THE HUB & DRUM ASSEMBLY.



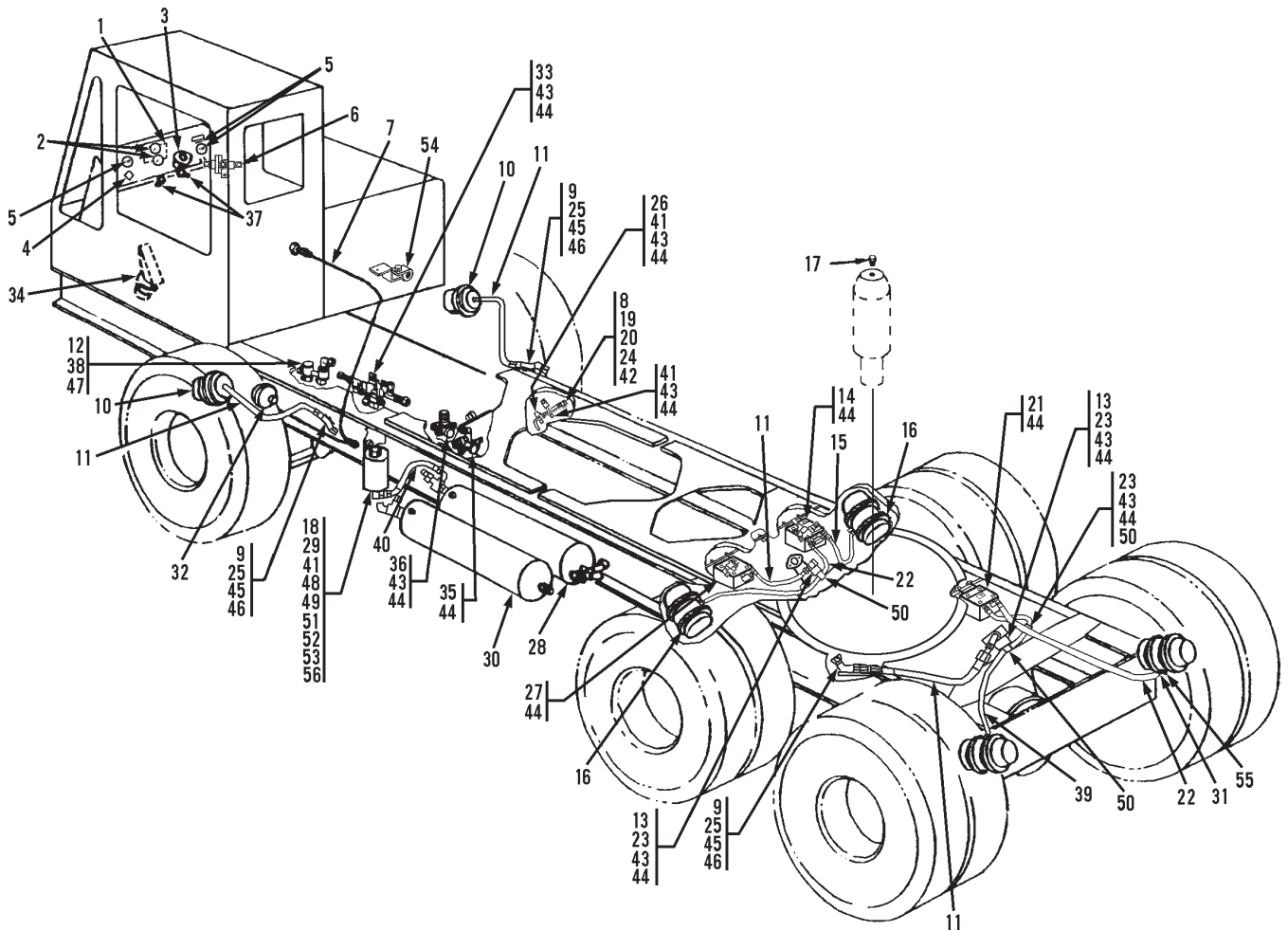
Item	Part No.	Qty.	Description Of Part	Item	Part No.	Qty.	Description Of Part	
1	8038-3042	1	HUB & DRUM ASSY, WEBB, R.H., (includes items 3 thru 10)	9	8307-1572	1	OUTER BEARING CUP	
	8038-3043	1	HUB & DRUM ASSY, WEBB, L.H., (includes items 3 thru 10)	10	8038-4175	1	DRUM	
	8368-3355	1	BEARING KIT, (kit contains parts for two wheel assemblies), (includes items 11 thru 17)	11	8307-1409	16	STAR WASHER	
	8688-3300	1	RIM ASSY, STD. 6X6, OPT. 6X4, (7-1/2 inch rim, use with 10:00 x 20 tires), (includes items 22-24)	12	8368-3356	2	INNER CONE	
	2	7738-3314	Ref	VALVE STEM EXTENSION, 6", (inside dual tires - not shown)	13	8368-3357	2	INNER SEAL
					14	8307-3134	2	OUTER CONE
	3	8038-4171	10	OUTER NUT, R.H.	15	8308-1272	4	AXLE SHAFT GASKET
		8038-4172	10	OUTER NUT, L.H.	16	8850-1310	16	HEX NUT, 5/8-18
	4	8038-4173	10	INNER NUT, R.H.	17	8309-1186	16	AXLE SHAFT DOWEL
		8038-4174	10	INNER NUT, L.H.	18		Ref	INNER WHEEL BEARING NUT, (see page UN5-2 for details)
	5	8038-4167	1	HUB, 10 STUD OUTBOARD	19		Ref	AXLE SHAFT, (see pages UN5-3 & UN5-4 for details)
	6	8038-4170	8	DRIVE STUD, 5/8-18	20		Ref	OUTER WHEEL BEARING NUT, (see page UN5-2 for details)
	7	8038-4168	10	STUD, R.H., 3/4-16	21		Ref	LOCKWASHER, (see page UN5-2 for details)
8038-4169		10	STUD, L.H., 3/4-16	22	8688-4002	1	RIM, (for 7-1/2 rim assy)	
8	8338-4039	1	INNER BEARING CUP	23	8688-3298	1	SIDE RING, (for 7-1/2 in. rim)	
				24	8688-3299	1	SPLIT LOCK RING, (for 7-1/2 in. rim)	



NOTE: BEAM END KIT TO MOUNT ITEM 10, BAR PIN END BUSHING IS P/N 8098-3113 AND CONSISTS OF :
(8) CAPSCREWS
(8) HEX NUTS
(16) WASHERS

Item	Part No.	Qty.	Description Of Part	Item	Part No.	Qty.	Description Of Part
1	8068-3225	2	TORQUE ROD ASSY, (includes item 2)	11	8068-3054	2	EQUALIZER BEAM ASSY, (includes items 12 thru 15 & item 10)
	8068-3224	1	TORQUE ROD ASSY, (6X6 only), (includes item 2)	12	8068-4135	4	CLOSURE, (not shown)
2	8068-4264	4	BUSHING	13	8368-3745	4	SEAL
3	8368-3185	2	HEX HD CAPSCREW, 5/8-18X9-1/2	14	8368-3746	2	BUSHING SEAL
4	8348-1177	2	TORQUE ROD BRACKET	15	8068-4134	2	LUBE FITTING
5	8668-3062	AR	SPACER, 1/4 THICK	16	8368-3112	4	SADDLE PLATE ASSY, (includes items 17, 18 & 19)
	8668-3061	AR	SPACER, 1/8	17	8368-3743	8	HARDENED WASHER
6	8852-1110	2	HEX LOCKNUT, 5/8-18	18	8098-3054	8	HEX NUT, (lubricate & torque to 305 ft. lbs.)
7	2460-1563	4	LOCK NUT	*19	8098-3055	8	STUD
8	8856-1113	4	FLAT WASHER, 5/8	20	8368-3114	6	THRUST WASHER
9	8664-1154	4	HEX HD CAPSCREW	21	8368-3111	2	BEAM CENTER TUBE
10	8068-4136	4	BAR PIN END BUSHING, (includes hardware X2), (one side shown)				

* - Changed part number on item 19.

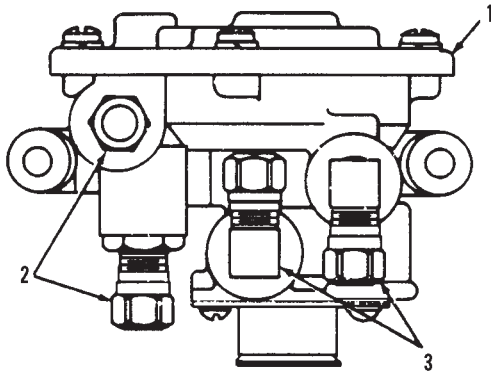


Item	Part No.	Qty.	Description Of Part	Item	Part No.	Qty.	Description Of Part
1	8368-5204	1	MANIFOLD ASSY, (see page UN6-2 for details)	29	8068-3126	1	AIR DRYER ASSY, (starting serial no. G04514 thru G04942), (see page UN6-4 for details)
2	7738-3742	2	AIR PRESSURE GUAGE		8068-3005	1	AIR DRYER ASSY, (starting serial no. G04943 thru current), (see page UN6-4 for details)
3	8688-5011	1	SPRING BRAKE CONTROL VALVE ASSY, (see page UN6-2 for details)	30	8368-5050	1	AIR RESERVOIR & VALVE ASSY, (see page UN6-6 for details)
4	8688-5029	1	PARKING BRAKE VALVE ASSY, (see page UN6-2 for details)	31	8698-3650	4	STREET ELBOW, 3/8
5	8668-3302	3	AIR VALVE ASSY, (see page UN6-4 for details)	32	8688-5074	1	AIR CHAMBER ASSY, (see page UN6-4 for details)
6	8368-5205	1	DOUBLE CHECK VALVE ASSY, (see page UN6-5 for details)	33	8688-5083	1	DOUBLE CHECK VALVE ASSY, (see page UN6-8 for details)
7	8368-3593	1	HOSE VALVE	34	8688-5028	1	FOOT PEDAL VALVE ASSY, (see page UN6-8 for details)
8	8098-5070	1	AIR VALVE ASSY, (see page UN6-9 for details)	35	8368-5166	1	RELAY VALVE ASSY, (see page UN6-7 for details)
*9	8368-5065	3	ADAPTER ASSY, (see page UN6-3 for details)	36	8368-5167	1	VALVE ASSY, (see page UN6-5 for details)
10		Ref	AIR BRAKE CHAMBER, (see page UN4-3 & 4-10 for details)	37	8668-3300	2	STOP LIGHT SWITCH
11	8368-3173	4	HOSE ASSY	38	8820-1010	2	HEX HD CAPSCREW, 1/4-20X2-1/4
12	8688-5073	1	INVERSION VALVE ASSY, (see page UN6-5 for details)	39	8688-3255	1	HOSE ASSY
13	8688-5020	2	TEE ASSY, (see page UN6-3 for details)	40	8471-8190	1	HOSE ASSY
14	8098-5016	1	RELAY VALVE ASSY, (see page UN6-7 for details)	41	8594-1017	3	SUPPORT CLAMP
15	8098-3035	1	HOSE ASSY	42	8821-1036	3	SOCKET HD CAPSCREW, #10-24X2, GR8
16		Ref	AIR BRAKE CHAMBER, (see page UN5-5 for details)	43	7714-3004	7	WHIZ-LOK SCREW, 5/16-18X1-1/4
17	8820-1064	1	HEX HD CAPSCREW, 1/2-13X7/8, GR5	*44	7714-3006	15	WHIZ-LOK NUT, 5/16-18
18	8866-1113	1	MALE ELBOW, 90 DEGREES, 1/2X1/2 TUBE	*45	8820-1005	6	HEX HD CAPSCREW, 1/4-20X1, GR5
19	8098-1291	1	SPACER	*46	8855-1009	6	LOCKWASHER, 1/4
20	8852-1615	3	HEX LOCKNUT, #10-24	47	7714-3013	2	WHIZ-LOK NUT, 1/4-20
21	8368-5103	1	RELAY VALVE ASSY, (rear rear), (see page UN6-5 for details)	48	8097-3025	4	WHIZ-LOK SCREW, 3/8-16X1
22	8368-3285	2	HOSE ASSY	49	7714-3015	4	WHIZ-LOK NUT, 3/8-16
23	8348-1325	3	MOUNTING BAR	50	8584-1150	3	SUPPORT CLAMP
24	8856-1105	3	FLAT WASHER, #10	51	8068-3117	1	HOSE ASSY, (standard)
*25	8850-1104	6	HEAVY HEX JAM NUT, 1/4-20		8368-3593	1	HOSE ASSY, (optional)
*26	8594-1018	1	CLAMP	52	8874-3045	1	MALE ELBOW, 90 DEGREES, 1/2X5/8 TUBE
27	8368-5101	1	RELAY VALVE ASSY, (forward rear), (see page UN6-7 for details)	53	8367-1138	1	TUBE FITTING
28	8368-5211	1	AIR RESERVOIR & VALVE ASSY, (see page UN6-6 for details)	54	2486-1170	2	SUPPORT CLAMP
				55	8688-3045	4	TUBE FITTING, 90 DEGREES, 3/8X3/8 TUBE
				*56	8856-1004	4	FLAT WASHER, 3/8

* - Removed additional page & added second line to item 29 with serial number breaks; added item 56; changed quantity on items 25, 26, 44, 45, & 46.

GRADALL[®]
HYDRAULIC EXCAVATOR
Undercarriage
XL4100
Carrier Mount

8688-5011



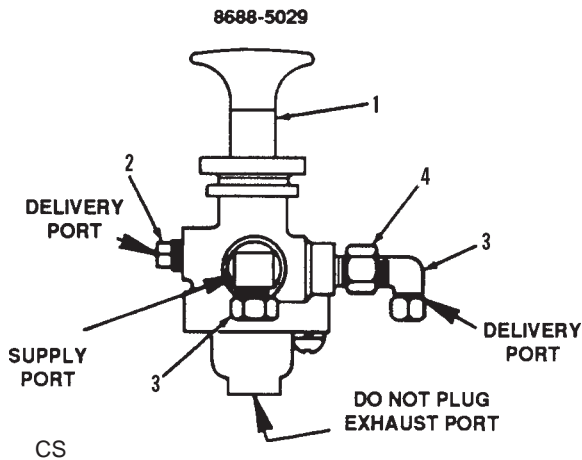
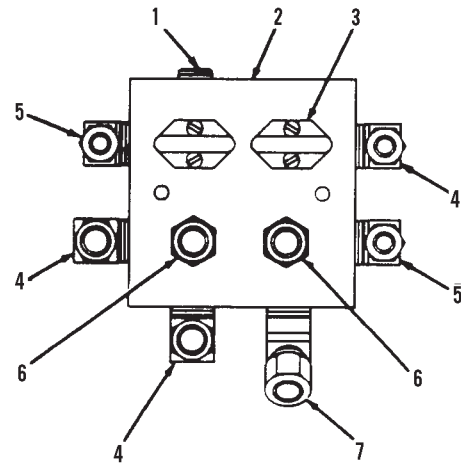
AIR SYSTEM
Air System Components
6x4 or 6x6 Undercarriage
Starting Serial No. G04514
Original Issue 6-97

Item	Part No.	Qty.	Description Of Part
	8688-5011	1	SPRING BRAKE CONTROL VALVE ASSY, (includes all items)
1	8688-3030	1	CONTROL VALVE
2	8688-3047	2	TUBE FITTING, 1/4X3/8
3	8688-3046	2	TUBE FITTING, 90 DEGREES, 1/4X3/8

Item	Part No.	Qty.	Description Of Part
	8368-5204	1	MANIFOLD ASSY, (includes all items)
1	8871-1281	1	HEX SOCKET PIPE PLUG, 1/4
2	8688-1139	1	MANIFOLD
3	8688-3033	2	LOW PRESSURE INDICATOR
4	8688-3045	3	TUBE FITTING, 90 DEGREES, 3/8X3/8
5	7738-3187	2	TUBE FITTING, 3/8X1/4
6	8688-3044	2	TUBE FITTING, 3/8X3/8
7	8688-3216	1	TUBE FITTING, 45 DEGREES, 3/8X3/8

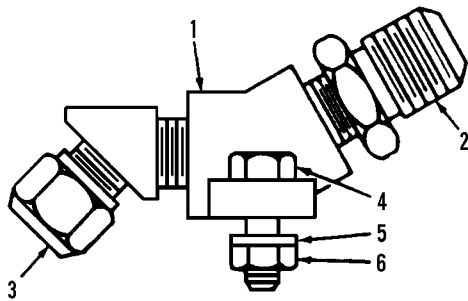


8368-5204



Item	Part No.	Qty.	Description Of Part
	8688-5029	1	PARKING BRAKE VALVE ASSY, (includes all items)
1	8688-3028	1	PARKING BRAKE VALVE
2	8871-1250	1	SQUARE HD PIPE PLUG, 1/8
3	8688-3074	2	ELBOW, 90 DEGREES
4	8348-1655	1	ORIFICE ADAPTER

8368-5065

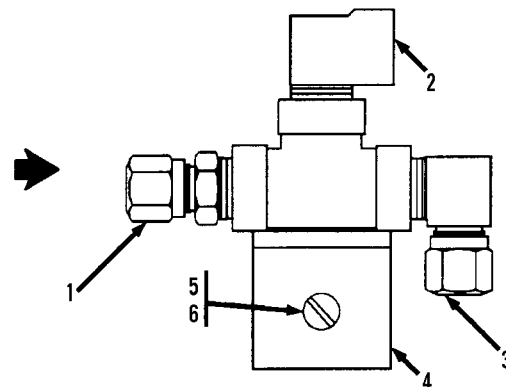


Item	Part No.	Qty.	Description Of Part
	8368-5065	3	ADAPTER ASSY, (includes items 1, 2, 3)
1	8688-3042	1	ANCHOR ELBOW
2	8098-3038	1	ADAPTER, 45 DEGREES
*3	8688-3262	1	TUBE FITTING, 45 DEGREES, 3/8X1/2
4	8820-1005	2	HEX HD CAPSCREW, 1/4-20X1, GR5
5	8855-1009	2	LOCKWASHER, 1/4
6	8850-1104	2	HEX NUT, 1/4-20

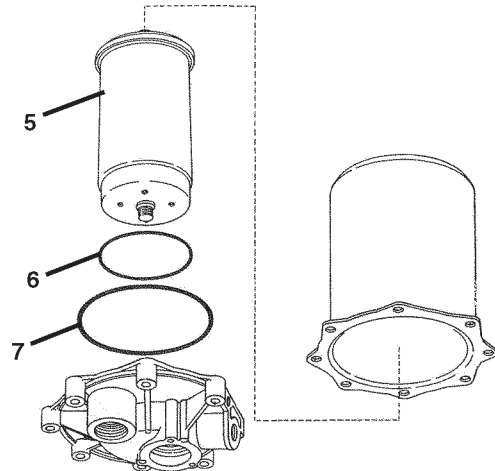
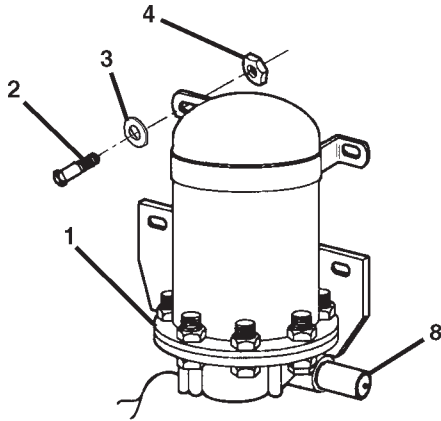
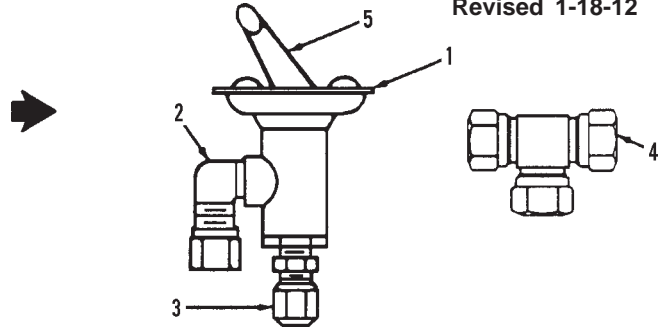
* - Changed part number on item 3.

8688-5020

Item	Part No.	Qty.	Description Of Part
	8688-5020	1	TEE ASSY, (includes items 1 thru 4)
1	8688-3044	1	TUBE FITTING
2	8698-3650	1	STREET ELBOW, (brass)
3	8688-3045	1	ELBOW, 90 DEGREES
4	8688-6048	1	SUPPORT BRACKET
5	7714-3004	1	WHIZ-LOK SCREW, 5/16-18X1-1/4
6	7714-3006	1	WHIZ-LOK NUT, 5/16-18

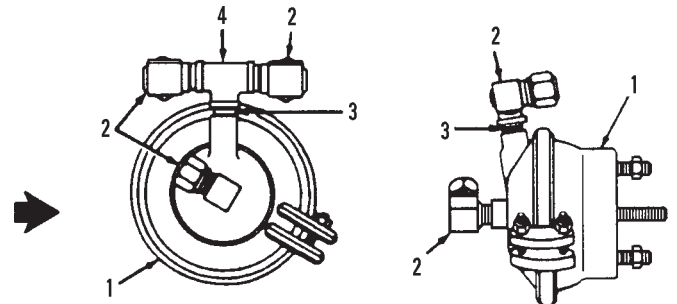


Item	Part No.	Qty.	Description Of Part
1	8668-3302	1	LOCKOUT AIR VALVE ASSY
2	8688-3074	1	TUBE FITTING, 90 DEGREES 1/8X3/8 TUBE
3	8688-3075	1	TUBE FITTING, 1/8X3/8 TUBE
4	8688-3073	1	UNION TEE
5	8668-3147	1	LEVER

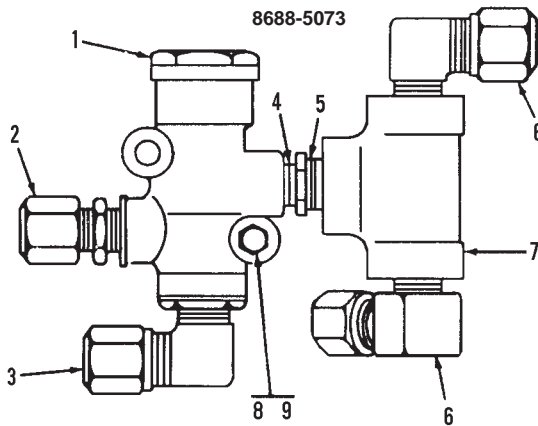


Item	Part No.	Qty.	Description Of Part
1	8068-3005	1	AIR DRYER ASSY
2	8820-1036	4	HEX HD CAPSCREW, 3/8-16X1-1/4, GR5
3	8856-1004	4	FLAT WASHER, 3/8
4	8852-1306	4	NYLOCK NUT, 3/8-16
5		1	DESICCANT CARTRIDGE
6		1	O-RING
7		1	O-RING
8	8395-3037	1	SAFETY VALVE
	8068-4001	A/R	DESICCANT CARTRIDGE KIT, (includes items 5 thru 7)
	8068-4285	A/R	PURGE VALVE MAINTENANCE KIT

Item	Part No.	Qty.	Description Of Part
	8688-5074	1	AIR CHAMBER ASSY, (includes all items)
1	8668-3311	1	AIR CHAMBER
2	8688-3046	3	TUBE FITTING, 90 DEGREES, 1/4X3/8
3	8870-1002	1	CLOSE NIPPLE, 1/4X7/8
4	8698-3646	1	TEE, 1/4, (brass)

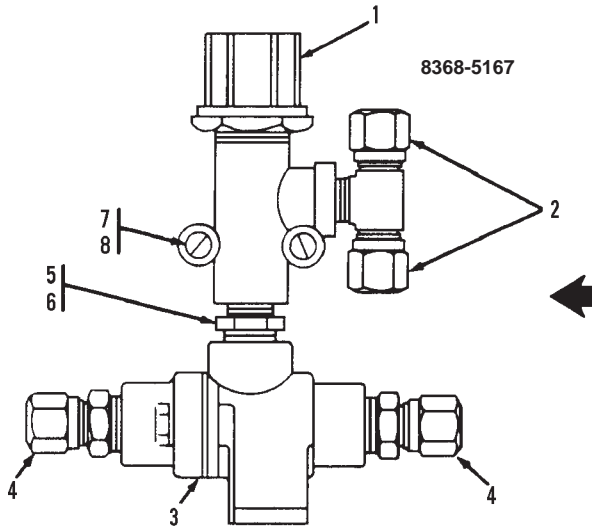
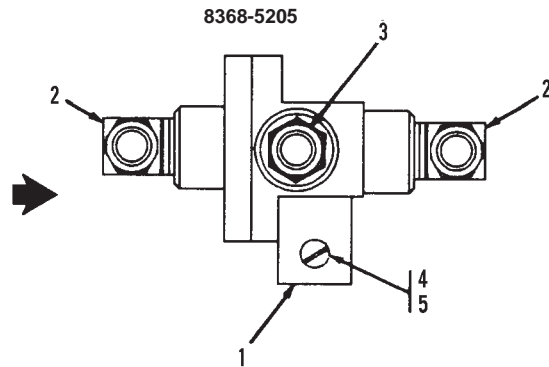


* - Revised illustration and parts list for air dryer.
 MF



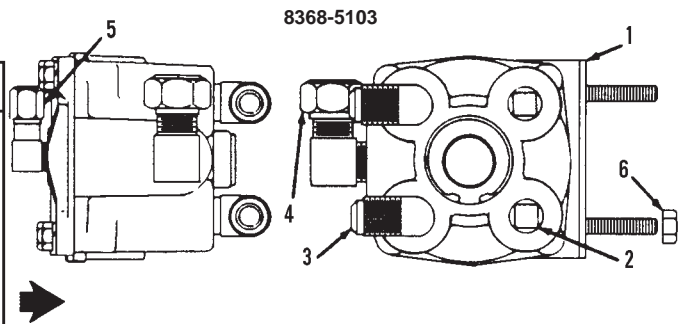
Item	Part No.	Qty.	Description Of Part
	8688-5073	1	PTO INVERSION VALVE ASSY, (includes items 1 thru 7)
1	8688-3026	1	INVERSION VALVE
2	8688-3217	1	MALE CONNECTOR, 1/4X1/4
3	8688-3046	1	TUBE FITTING, 90 DEGREES, 1/4X3/8
4	8870-1001	1	CLOSE NIPPLE, 1/8X3/4
5	8871-1382	1	REDUCING BUSHING, 3/8X1/8
6	8688-3045	2	TUBE FITTING, 90 DEGREES, 3/8X3/8
7	8698-3647	1	TEE, 3/8, BRASS
8	8820-1010	2	HEX HD CAPSCREW, 1/4-20X2-1/4
9	7714-3013	2	WHIZ-LOK NUT, 1/4-20

Item	Part No.	Qty.	Description Of Part
	8368-5205	1	DOUBLE CHECK VALVE ASSY, (includes items 1 thru 3)
1	8668-3293	1	DOUBLE CHECK VALVE
2	8688-3045	2	TUBE FITTING, 3/8X3/8
3	8688-3044	1	TUBE FITTING, 3/8X3/8
4	8830-2123	1	ROUND HD MACHINE SCREW, 1/4-20X1/2
5	8855-1009	1	LOCKWASHER, 1/4



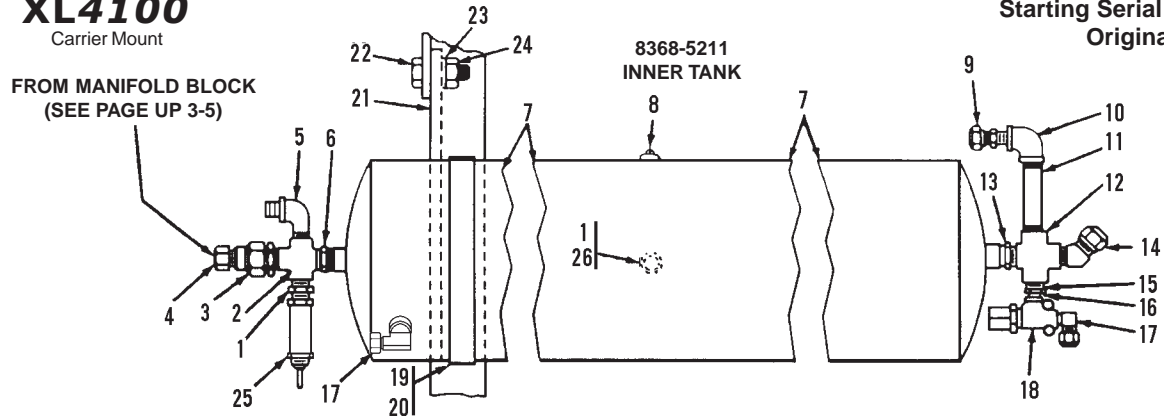
Item	Part No.	Qty.	Description Of Part
	8368-5167	1	VALVE ASSY, (includes all items)
1	8540-3220	1	REDUCING VALVE
2	8688-3090	1	TUBE FITTING, 1/4X3/8
3	8668-3293	1	DOUBLE CHECK VALVE
4	8688-3044	2	TUBE FITTING, 3/8X3/8
5	8870-1002	1	CLOSE NIPPLE, 1/4X3/8
6	8871-1381	1	REDUCING BUSHING, 3/8-1/4
7	7714-3004	2	WHIZ-LOK SCREW, 5/16-18X1-1/4
8	7714-3006	2	WHIZ-LOK NUT, 5/16-18

Item	Part No.	Qty.	Description Of Part
	8368-5103	1	RELAY VALVE ASSY, (rear rear) (includes items 1 thru 5)
1	8368-3374	1	RELAY VALVE
2	8871-1252	2	SQUARE HD PIPE PLUG, 3/8
3	8368-3359	2	MALE ELBOW, 90 DEGREES, 3/8X3/4
4	8688-3085	1	TUBE FITTING, 90 DEGREES, 1/2X3/4
5	8688-3046	1	TUBE FITTING, 90 DEGREES, 1/3X3/8
6	7714-3006	2	WHIZ-LOK NUT, 5/16-18



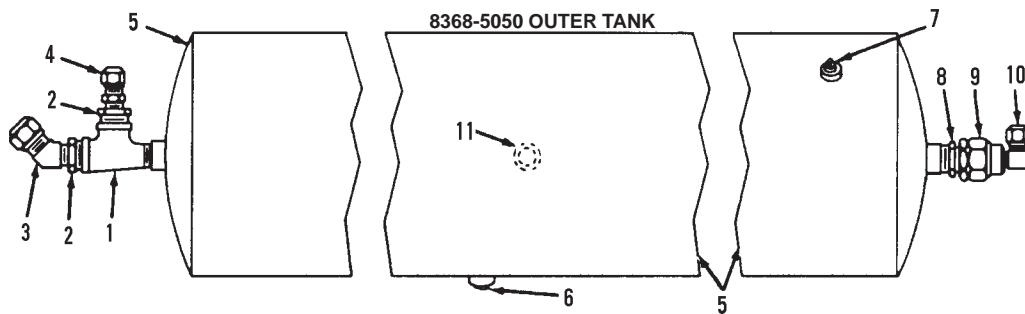
GRADALL
HYDRAULIC EXCAVATOR
Undercarriage
XL4100
Carrier Mount

AIR SYSTEM
Air System Components
6x4 or 6x6 Undercarriage
Starting Serial No. G04514
Original Issue 6-97



Item	Part No.	Qty.	Description Of Part
	8368-5211	1	AIR RESERVOIR & VALVE ASSY, (includes all items except items 19 thru 24)
1	8871-1381	1	REDUCING BUSHING, 3/8X1/4
2	8688-1283	1	ADAPTER
3	8668-3294	1	CHECK VALVE
4	8688-3044	1	TUBE FITTING, 3/8X3/8 TUBE
5	8866-1112	1	MALE ELBOW, 90 DEGREES, 3/8X1/2 TUBE
6	8871-1387	1	REDUCING BUSHING, 3/4X3/8
7	8668-3296	1	AIR TANK
8	8871-1282	1	HEX SOCKET PIPE PLUG, 3/8
9	8688-3086	1	TUBE FITTING, 1/2X5/8 TUBE
10	8698-3653	1	ELBOW, 90 DEGREES, BRASS 1/2
11	8870-1073	1	NIPPLE, 1/2X4
12	8688-1282	1	ADAPTER
13	8871-1386	1	REDUCING BUSHING, 3/4X1/2

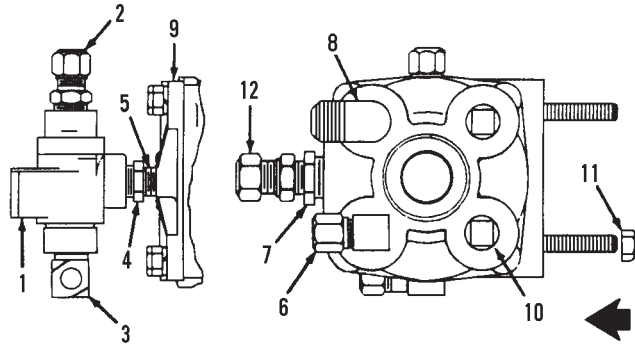
Item	Part No.	Qty.	Description Of Part
14	8688-3168	1	TUBE FITTING, 45 DEGREES 1/2X3/4 TUBE
15	8871-1384	1	REDUCING BUSHING, 1/2X1/4
16	8870-1036	1	NIPPLE, 1/4X1-1/2
17	8688-3046	2	TUBE FITTING, 90 DEGREES, 1/4X3/8 TUBE
18	8668-3291	1	PR-2 VALVE
19	8540-6165	4	TANK STRAP, (2 per tank)
20	8852-1406	8	HEX LOCKNUT, 3/8-24
21	8368-6110	2	TANK SUPPORT
22	8820-1037	4	HEX HD CAPSCREW, 3/8-161-1/2, GR5
23	8855-1011	4	LOCKWASHER, 3/8
24	8850-1006	4	LOCKWASHER, 3/8
25	8452-1057	1	SAFETY VALVE, 150 PSI
26	8667-1121	1	DRAIN COCK



Item	Part No.	Qty.	Description Of Part
	8368-5050	1	AIR RESERVOIR & VALVE ASSY, (includes all items)
1	8698-3652	1	STREET TEE, 3/4, BRASS
2	8871-1386	2	REDUCING BUSHING, 3/4X1/2
3	8688-3168	1	TUBE FITTING, 45 DEGREES, 1/2X3/4
4	8688-3086	1	TUBE FITTING, 1/2X3/8
5	8668-3296	1	AIR TANK
6	8871-1252	1	SQUARE HD PIPE PLUG, 3/8
7	8871-1251	1	SQUARE HD PIPE PLUG, 1/4
8	8871-1387	1	REDUCING BUSHING, 3/4X3/8
9	8668-3294	1	CHECK VALVE
10	8668-3045	1	TUBE FITTING, 90 DEGREES, 3/8X3/8
11	8667-1121	1	DRAIN COCK, 3/8

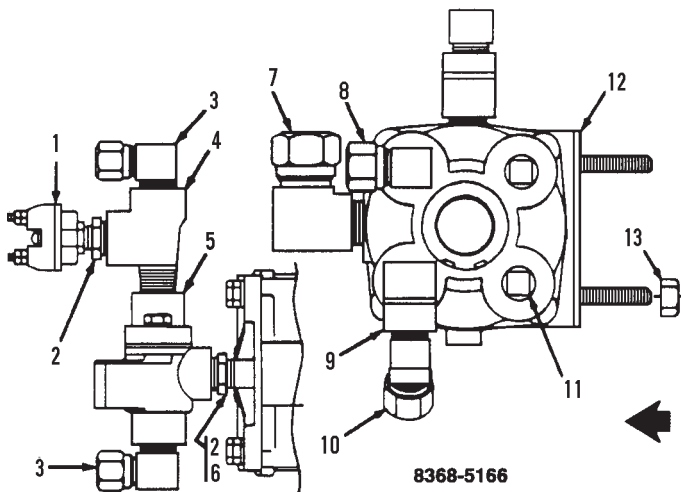
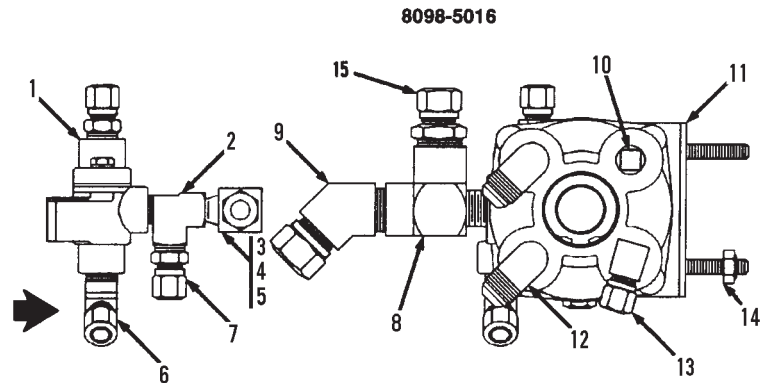
GRADALL
HYDRAULIC EXCAVATOR
Undercarriage
XL4100
Carrier Mount

AIR SYSTEM
Air System Components
6x4 or 6x6 Undercarriage
Starting Serial No. G04514
Original Issue 6-97



Item	Part No.	Qty.	Description Of Part
	8368-5101	1	RELAY VALVE ASSY, (front rear), (includes all items except item 11)
1	8668-3293	1	DOUBLE CHECK VALVE
2	8688-3044	1	TUBE FITTING, 3/8X3/8
3	8688-3045	1	TUBE FITTING, 90 DEGREES, 3/8X3/8
4	8871-1381	1	REDUCING BUSHING, 3/8X1/4
5	8870-1002	1	CLOSE NIPPLE, 1/4X7/8
6	8688-3052	1	TUBE FITTING, 90 DEGREES, 3/8X1/2
7	8871-1383	1	REDUCING BUSHING, 1/2X3/8
8	8368-3359	1	MALE ELBOW, 90 DEGREES
9	8368-3374	1	RELAY VALVE
10	8871-1252	2	SQUARE HD PIPE PLUG, 3/8
11	7714-3006	2	WHIZ-LOK NUT, 5/16-18
12	8698-3306	1	TUBE FITTING, 3/8X1/2

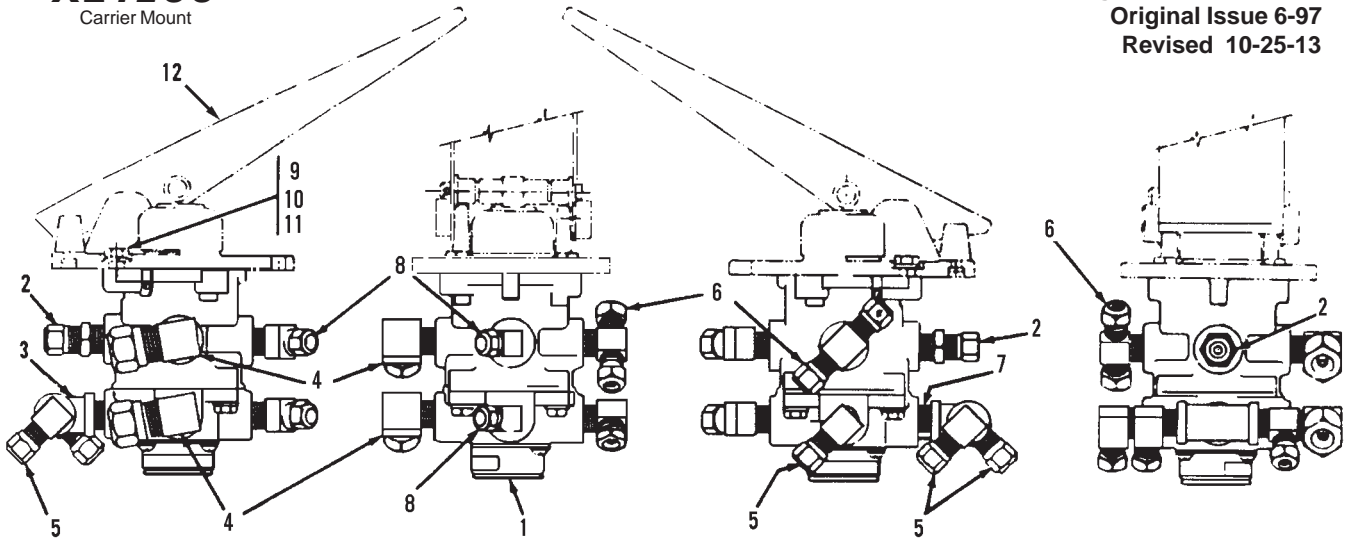
Item	Part No.	Qty.	Description Of Part
	8098-5016	1	RELAY VALVE ASSY, (front rear) (includes all items except item 14)
1	8668-3293	1	DOUBLE CHECK VALVE
2	8698-3651	1	STREET TEE, 3/8
3	8698-3771	1	CLOSE NIPPLE, 1/4, (brass)
4	8871-1381	1	REDUCING BUSHING, 3/8X1/4
5	8698-3650	1	STREET ELBOW, 90 DEGREES, 3/8
6	8688-3216	1	TUBE FITTING, 3/8X3/8
7	8688-3044	2	TUBE FITTING, 3/8X3/8
8	8688-3168	1	TUBE FITTING, 1/2X3/4
9	8871-2234	1	STREET TEE, 1/2
10	8871-1252	1	SQUARE HD PIPE PLUG, 3/8
11	8368-3374	1	RELAY VALVE
12	8368-3359	1	MALE ELBOW, 90 DEGREES
13	8688-3045	1	TUBE FITTING, 3/8X3/8
14	7714-3006	2	WHIZ-LOK NUT, 5/16-18
15	9104-3161	1	TUBE FITTING, 1/2X3/4



Item	Part No.	Qty.	Description Of Part
	8368-5166	1	RELAY VALVE ASSY, (front), (includes items 1 thru 12)
1	7716-3231	1	SWITCH
2	8871-1381	2	REDUCING BUSHING, 3/8X1/4
3	8688-3045	2	TUBE FITTING, 90 DEGREES, 3/8X1/4
4	8698-3651	1	STREET TEE, 3/8
5	8668-3293	1	DOUBLE CHECK VALVE
6	8870-1002	1	CLOSE NIPPLE, 1/4X7/8
7	8688-3085	1	TUBE FITTING, 1/2X3/4
8	8688-3052	1	TUBE FITTING, 3/8X1/2
9	8698-3650	1	STREET ELBOW, 90 DEGREES, 3/8
10	8688-3652	1	TUBE FITTING, 3/8X1/2
11	8871-1252	2	SQUARE HD PIPE PLUG, 3/8
12	8368-3374	1	RELAY VALVE
13	7714-3006	2	WHIZ-LOK NUT, 5/16-18

GRADALL
HYDRAULIC EXCAVATOR
Undercarriage
XL4100
Carrier Mount

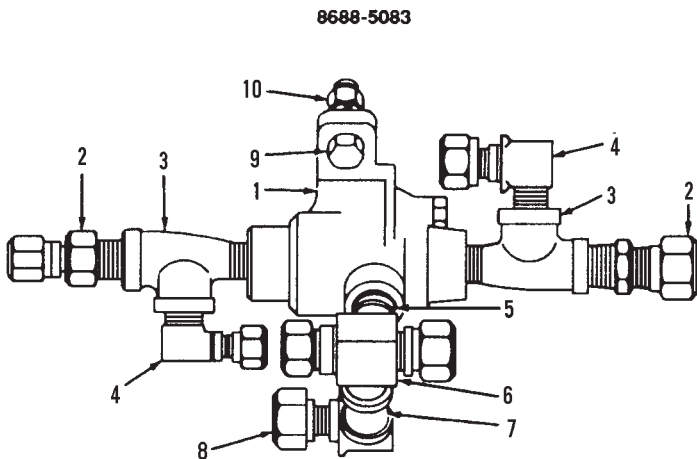
AIR SYSTEM
Air System Components
6x4 or 6x6 Undercarriage
Starting Serial No. G04514
Original Issue 6-97
Revised 10-25-13



8688-5028

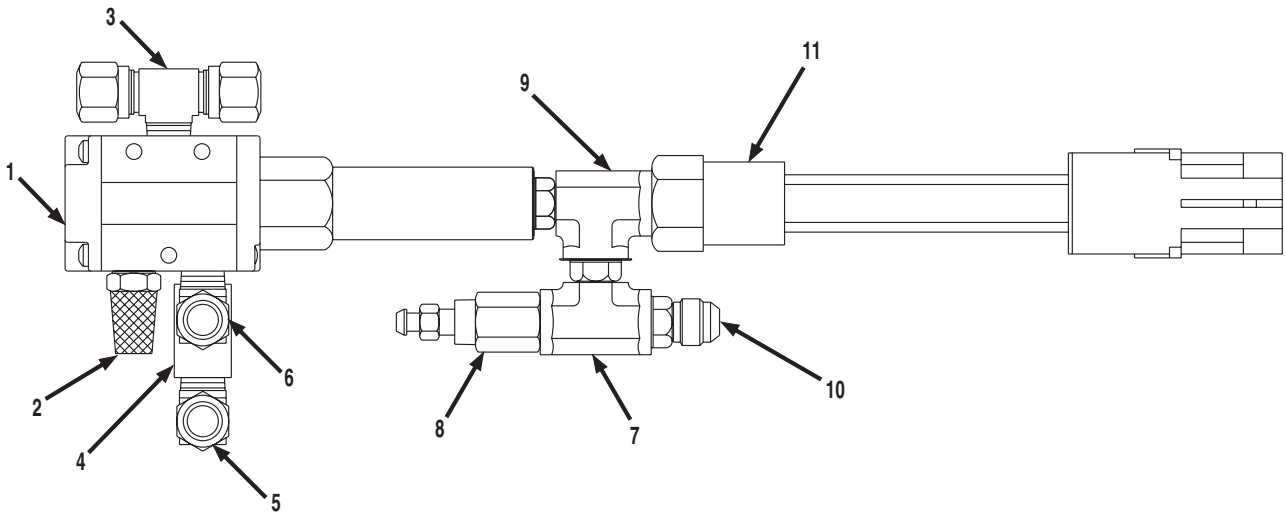
Item	Part No.	Qty.	Description Of Part
	8688-5028	1	FOOT PEDAL VALVE ASSY, (includes all items except items 9, 10 & 11)
1	8688-3032	1	FOOT PEDAL VALVE
2	8688-3044	1	TUBE FITTING, 3/8X3/8
3	8698-3647	1	TEE, 3/8 (brass)
4	8688-3169	2	TUBE FITTING, 90 DEGREES, 3/8X5/8
5	8688-3045	3	TUBE FITTING, 90 DEGREES, 3/8X5/8
6	8688-3053	1	TUBE FITTING, 3/8X3/8X3/8
7	8870-1003	1	CLOSE NIPPLE, 3/8
8	8688-3216	2	ELBOW, 45 DEGREES, 3/8X3/8
9	8820-1019	3	HEX HD CAPSCREW, 5/16-18X7/8, GR5
10	8855-1010	3	LOCKWASHER, 5/16
11	8850-1105	3	HEX NUT, 5/16-18
*12	8688-4020	1	BRAKE PEDALASSY, (includes yoke & 4 ferrules)

* - Added item 12.

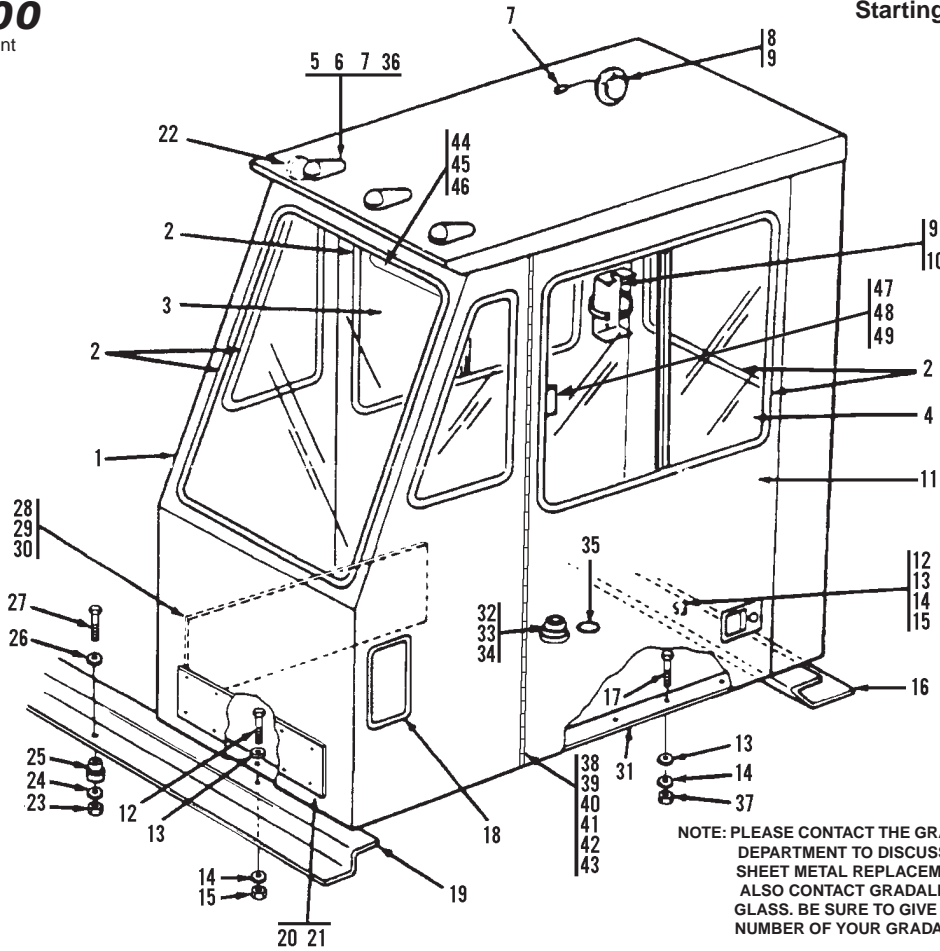


8688-5083

Item	Part No.	Qty.	Description Of Part
	8688-5083	1	DOUBLE CHECK VALVE ASSY, (includes items 1 thru 8)
1	8668-3293	1	DOUBLE CHECK VALVE
2	8688-3055	2	TUBE FITTING, 3/8X5/8
3	8698-3651	2	STREET TEE, 3/8
4	8688-3169	2	TUBE FITTING, 90 DEGREES, 3/8X5/8
5	8870-1003	1	CLOSE NIPPLE, 3/8X1
6	8688-3048	1	TUBE FITTING, 3/8X3/8X1/2
7	8698-3647	1	TEE, 3/8
8	8688-3045	1	TUBE FITTING, 90 DEGREES, 3/8X3/8
9	7714-3004	1	WHIZ-LOK SCREW, 5/16-18X1-1/4
10	7714-3006	1	WHIZ-LOK NUT, 5/16-18



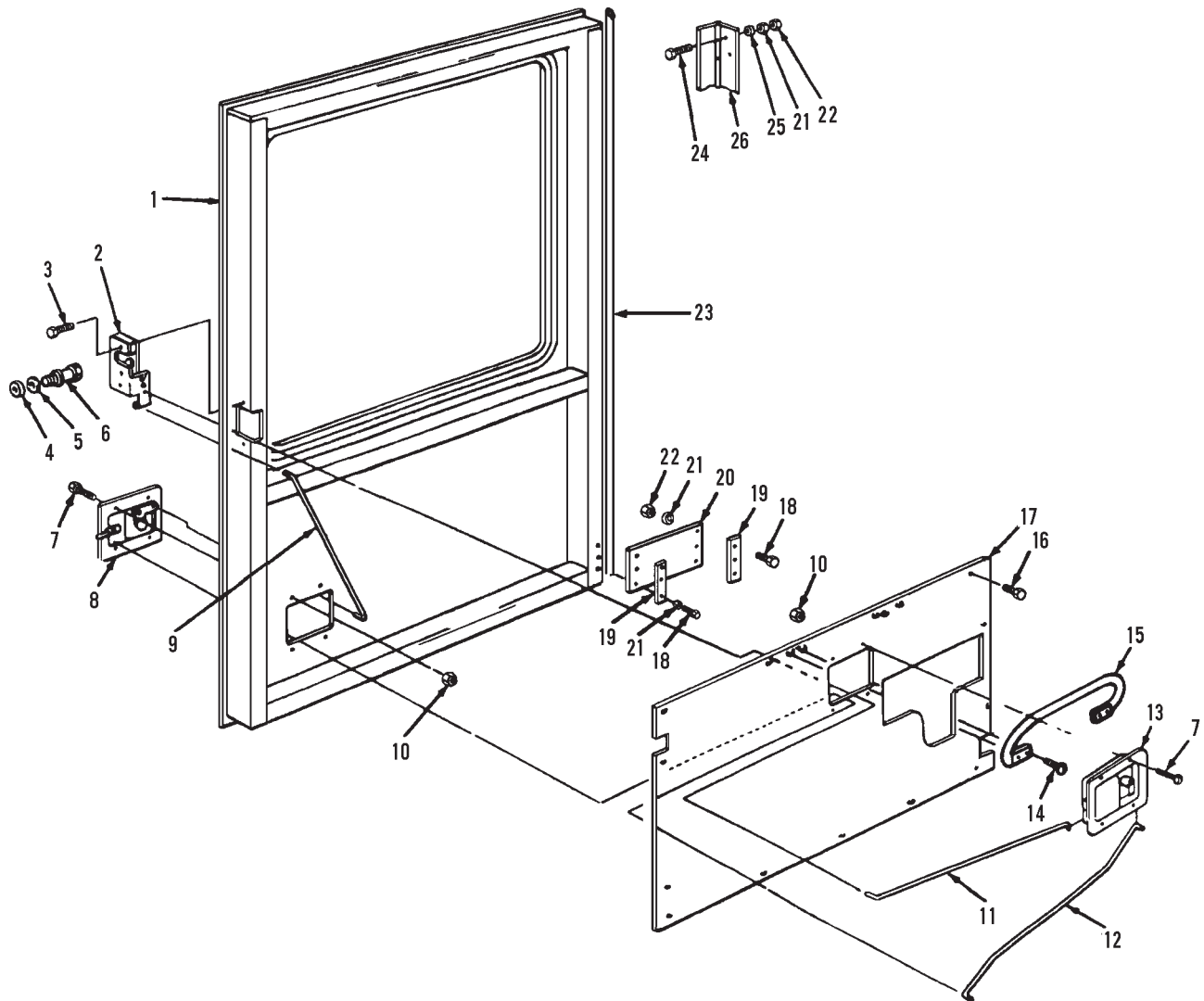
Item	Part No.	Qty.	Description Of Part
	8098-5070	1	AIR VALVE ASSY, (includes all items)
1	8098-3169	1	3-WAY VALVE
2	7738-3551	1	MUFFLER
3	8688-3090	1	TEE, 1/4X3/8
4	8688-3118	1	STREET TEE, 1/4
5	8688-3046	1	ELBOW
6	8688-3047	1	CONNECTOR, 1/4X3/8
7	8098-3171	1	BRANCH TEE
8	8098-3170	1	BLEEDER
9	8063-3132	1	RUN TEE
10	8366-1316	1	CONNECTOR
11	8093-3313	1	PRESSURE SWITCH



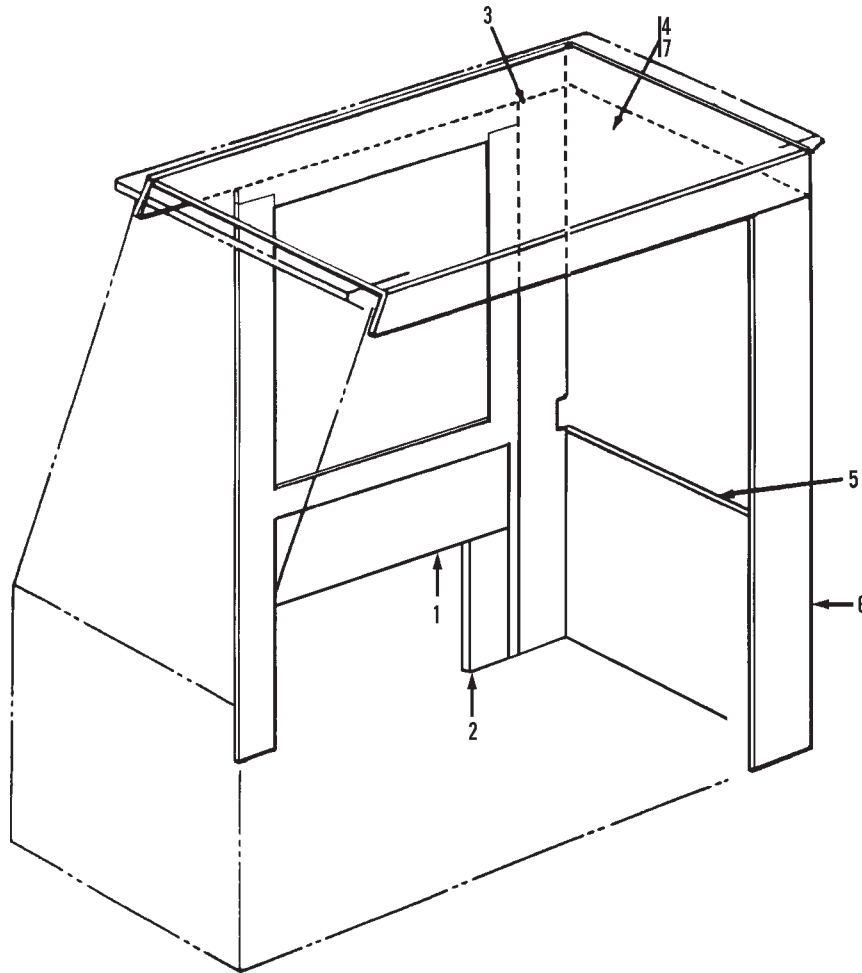
Item	Part No.	Qty.	Description Of Part
1		1	CAB ASSEMBLY, (see note)
2	8366-1145	AR	WEATHERSTRIP
3	8368-3591	1	WINDOW ASSEMBLY, R.H.
4	8368-3590	1	WINDOW ASSEMBLY, L.H.
5	8688-3336	3	MARKER LIGHT
6	8505-1383	3	GROMMET
7	8668-3480	4	BUTT CONNECTOR
8	2486-1167	1	DOME LIGHT
9	8832-1022	3	SELF TAPPING SCREW, #8-32X3/8
10	8369-3016	1	FIRE EXTINGUISHER, (includes bracket)
11		Ref	CAB DOOR WELDMENT, (see page UN7-2 for details)
12	8820-1036	9	HEX HD CAPSCREW, 3/8-16X1/4, GR5
13	8856-1004	11	FLAT WASHER, 3/8
14	8855-1011	12	LOCKWASHER, 3/8
15	8850-1006	12	HEX NUT, 3/8-16
16	8068-6034	1	REAR SUPPORT
17	8830-1341	3	FLAT HD MACHINE SCREW, 3/8-16X1-1/2
18	8505-1366	1	VENT
19	8068-1037	1	FRONT SUPPORT
20	8098-1057	1	FRONT PANEL
21	8897-1003	10	WELD NUT
22	8368-3516	1	BUMPER PAD
23	8852-1210	4	HEX LOCKNUT, 5/8-11
24	8832-1031	2	SELF TAPPING SCREW, #10-24X5/8

Item	Part No.	Qty.	Description Of Part
25	8688-1227	3	SHOCK MOUNT, (install one mount in outer L.H. hole without hardware)
26	8688-1287	2	WASHER
27	8820-1106	4	HEX HD CAPSCREW, 5/8-11X4-1/2, GR5
28	8368-1746	1	ACCESS PANEL
29	7714-3006	3	WHIZ-LOK NUT, 5/16-18
30	8368-3540	AR	TRIM-LOK
31	8505-1335	1	BAR
32	8688-1134	1	SEAL BOOT
33	8688-1135	1	RING
34	9002-7316	4	SELF TAPPING SCREW, #10-24X3/4
35	9020-2303	1	GROMMET
36		2	WIRE, 16 GA., 9" LONG
37	7714-3015	3	WHIZ-LOK NUT, 3/8-16
38	8820-1005	6	HEX HD CAPSCREW, 1/4-20X1, GR5
39	8855-1009	16	LOCKWASHER, 1/4
40	8850-1004	13	HEX NUT, 1/4-20
41	8830-4926	10	FLAT HD MACHINE SCREW, 1/4-20X1
42	8505-1317	10	FLATWASHER, 1/4
43	8505-1308	1	DOOR STRAP
44	8368-3278	1	SUN VISOR
45	8832-1031	2	SELF TAPPING SCREW, #1/4-20X7/8
46	8856-1105	2	FLATWASHER, #10
*47	8368-7085	1	LATCH KIT
*48	8368-7072	1	LATCH
*49	8368-7087	1	SPRING

* - Changed part number on item 47; added items 48 & 49.

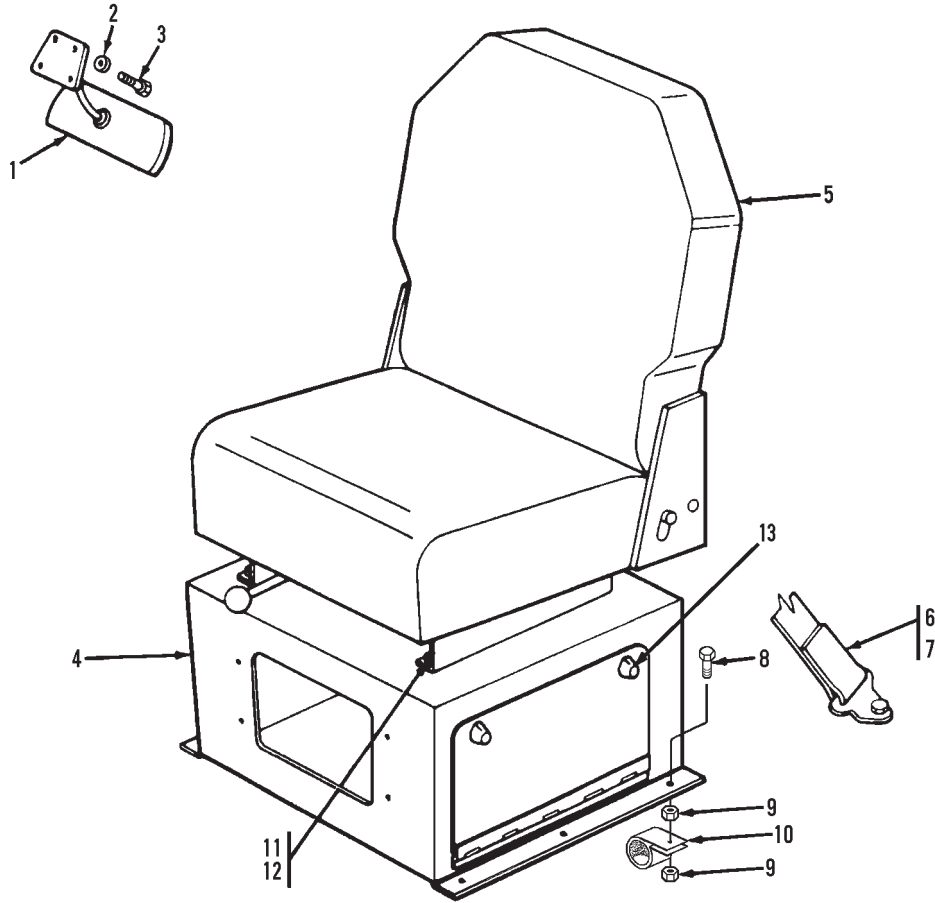


Item	Part No.	Qty.	Description Of Part	Item	Part No.	Qty.	Description Of Part
1	7738-6084	1	DOOR WELDMENT	13	8368-3387	1	INSIDE PADDLE LATCH
2	7738-3446	1	ROTARY	14	8832-1051	4	SELF-TAPPING SCREW, 1/4-20X1
3	8320-1060	3	HEX HD CAPSCREW, 5/16-18X1-1/4, GR8 (nylok, self-locking)	15	8368-3910	1	CAB DOOR HANDLE
4	8850-1007	1	HEX NUT, 5/16-18	16	8832-1029	12	SELF-TAPPING SCREW, #10-32X3/8
5	8668-3431	1	CUPPED WASHER, 7/16	17	8368-6168	1	DOOR COVER WELDMENT
6	7716-3104	1	STRIKER PIN	18	8820-1005	6	HEX HD CAPSCREW, 1/4-20X1, GR5
7	8830-4925	8	FILLISTER HD MACHINE SCREW #8-32X1/2	19	8505-1278	2	TAB
8	8368-3385	1	OUTSIDE PADDLE LATCH	20	8505-1308	1	DOOR STRAP
9	7738-1522	1	ROD	21	8855-1009	16	LOCKWASHER, 1/4
10	8852-1604	8	HEX LOCKNUT, #8-32	22	8850-1004	13	HEX NUT, 1/4-20
11	8368-1795	1	ROD	23	7716-3064	AR	WEATHERSTRIP, 55" LONG
12	7738-3575	1	ROD	24	8830-4926	10	FLAT HD MACHINE SCREW, 1/4-20X1
				25	8505-1317	10	FLAT WASHER, 1/4
				26	7738-3258	1	HINGE



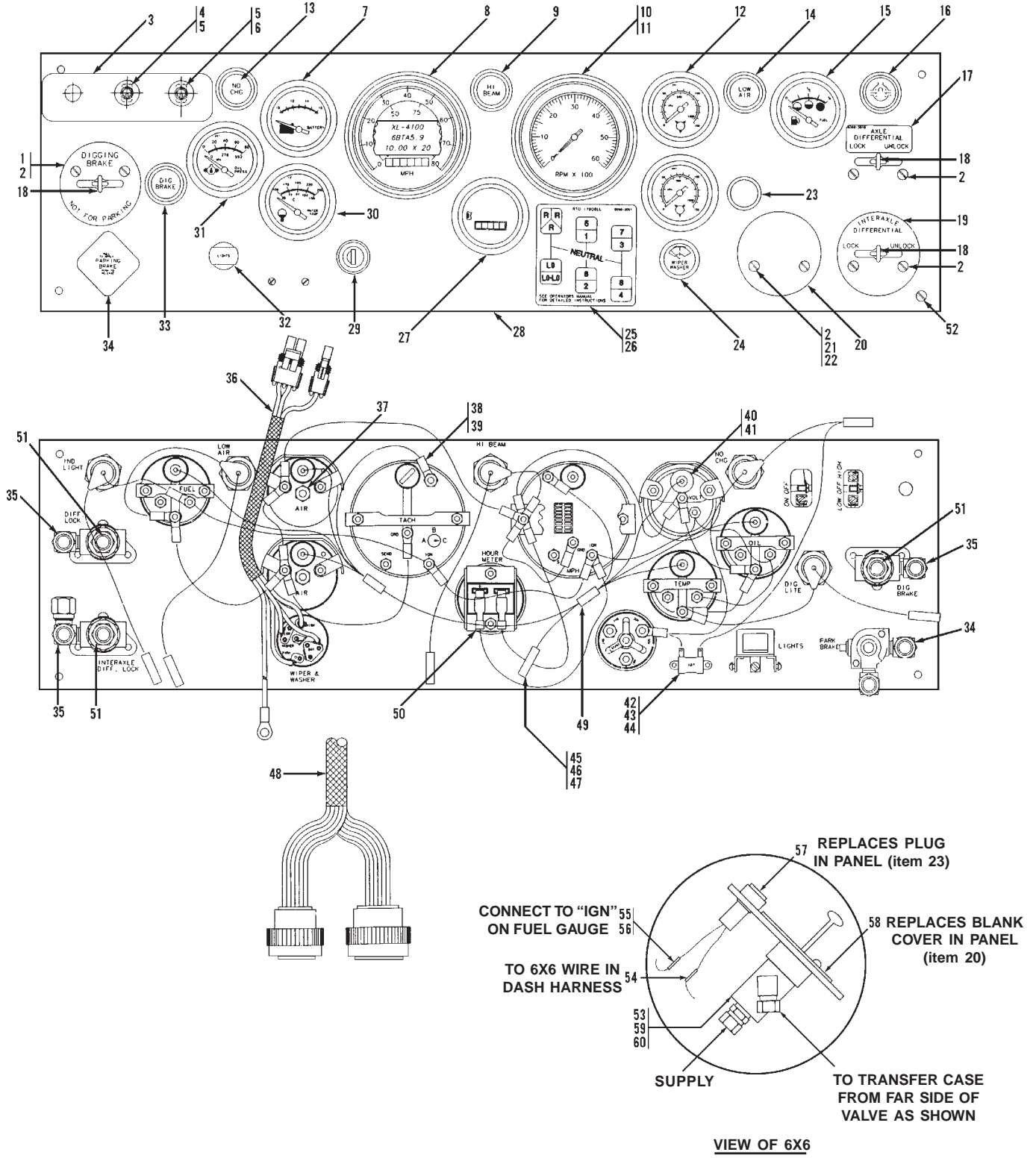
Item	Part No.	Qty.	Description Of Part
*1	8098-3167	1	RIGHT SIDE, ACOUSTICAL LINER
*2	8098-3166	1	TOP RIGHT SIDE, ACOUSTICAL LINER
*3	7737-3051	1	RIGHT REAR SIDE, ACOUSTICAL LINER
*4	7737-3045	1	CEILING, ACOUSTICAL LINER
*5	7737-3049	1	BOTTOM BACK, ACOUSTICAL LINER
*6	7737-3050	1	LEFT REAR SIDE, ACOUSTICAL LINER
*7	8098-3160	7	RETAINING SCREW

* - Revised illustration & parts list.



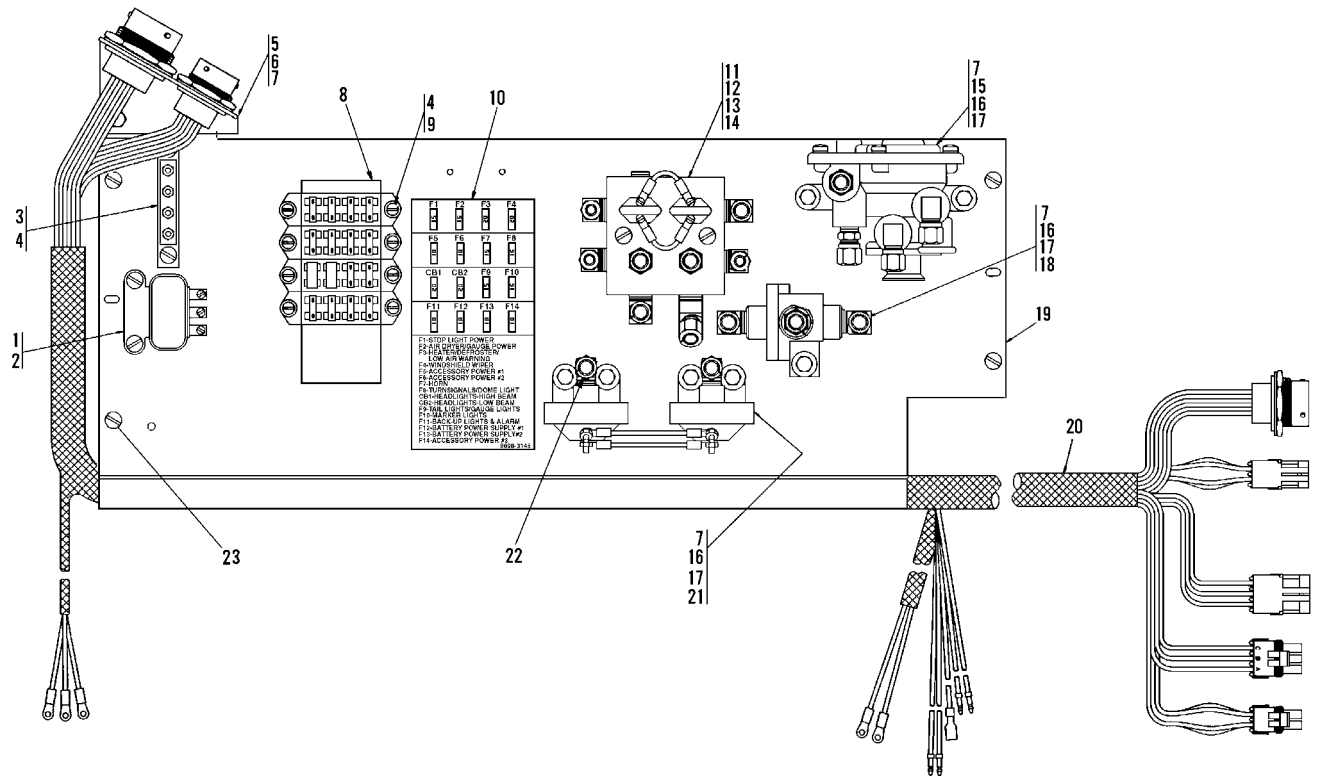
Item	Part No.	Qty.	Description Of Part
1	8368-3278	1	SUN VISOR
2	8855-1009	2	LOCKWASHER, 1/4
3	8830-2123	2	ROUND HD MACHINE SCREW, 1/4-20X1/2
4	8068-6068	1	FRONT SEAT RISER WELDMENT
5	8668-3499	1	SEAT ASSY
6	8688-3173	1	SEATBELT KIT, (includes mounting hardware)
7	8850-1307	2	HEX NUT, 7/16-20
8	8820-1035	6	HEX HD CAPSCREW, 3/8-16X1, GR5
9	7714-3015	7	WHIZ-LOK NUT, 3/8-16
10	8594-1018	1	SUPPORT CLAMP
11	7714-3003	4	WHIZ-LOK SCREW, 5/16-18X5/8
12	7714-3006	4	WHIZ-LOK NUT, 5/16-18
* 13	8368-3311	1	PAWLLATCH

* - Added item 13.



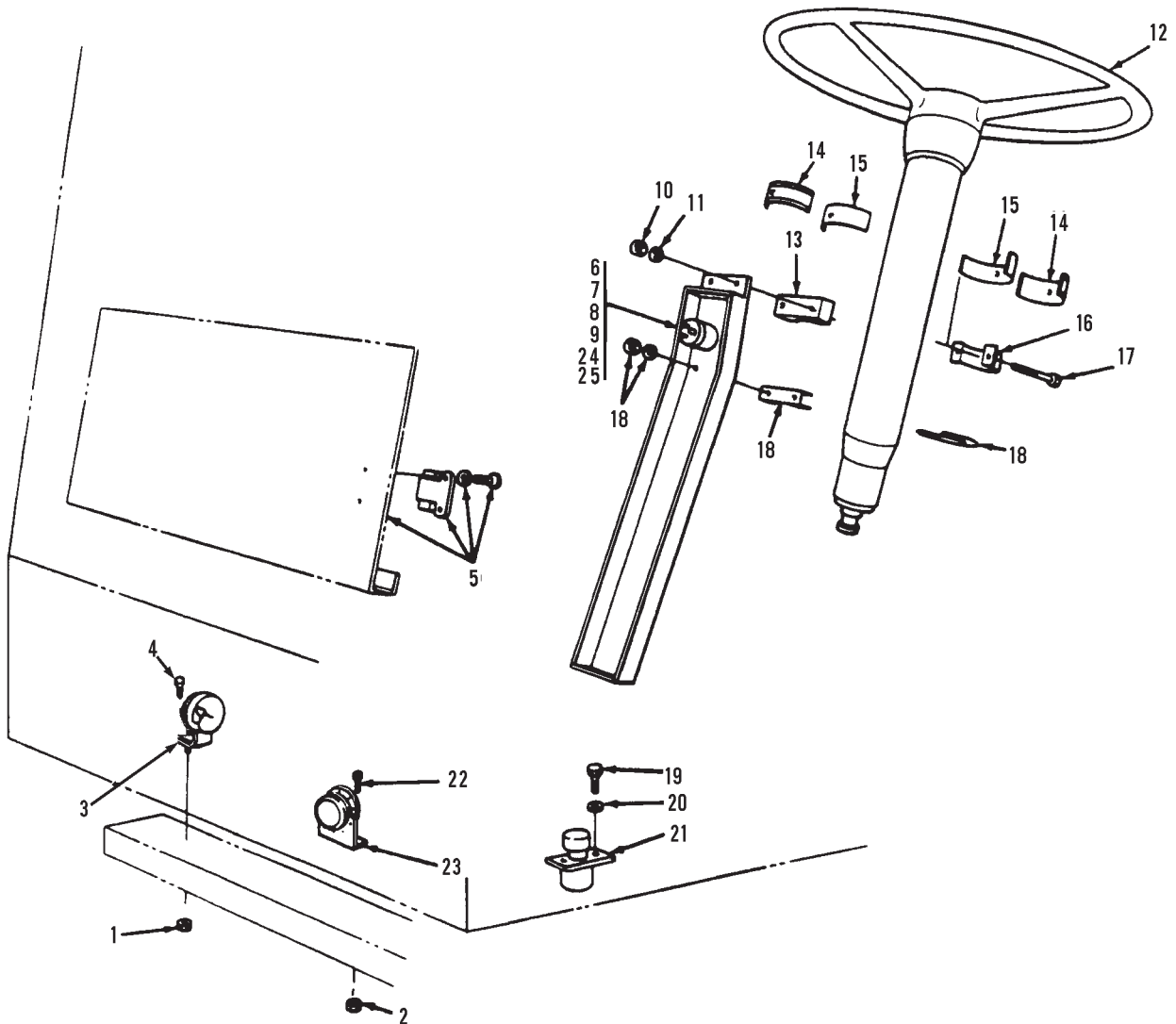
Item	Part No.	Qty.	Description Of Part	Item	Part No.	Qty.	Description Of Part
	8098-5055	1	INSTRUMENT PANEL ASSY, (includes all items except item 52), (items 53 thru 60 used on 6X6 only)	31	9103-3247	1	OIL GAUGE
1	8688-3035	1	NAME PLATE	9103-3246	Ref		OIL PRESSURE SENDER
2	8830-1088	8	ROUND HD MACHINE SCREW, #10-24X3/8	32	8668-3127	1	HEADLAMP SWITCH
3	7738-3741	1	LABEL	33	8368-3022	1	DIG BRAKE INDICATOR LIGHT
4	7738-3744	1	HEATER SWITCH	34		Ref	PARK BRAKE ASSY, (see page UN6-2 for details)
5	7738-3470	2	TOGGLE SWITCH BOOT	*35	8038-3208	4	TUBE FITTING
6	7738-3467	1	DEFROST SWITCH	36	8395-3039	1	WIPER HARNESS
7	7738-3709	1	VOLTMETER	*37	8038-3145	2	TUBE FITTING, 1/4 TUBE
8	8098-3125	1	SPEEDOMETER	38	8698-3188	35	TERMINAL, (#10 screw)
9	8368-3018	1	INDICATOR LIGHT	39	8666-1147	144"	WIRE, BLACK, (16 gauge)
10	7738-3763	1	TACHOMETER	40	9103-3360	7	GAUGE LIGHTING KIT
11	7738-3764	1	TACH LIGHT, (optional)	41	8668-3109	7	BULB, (Ref)
12	7738-3742	2	AIR GAUGE	42	8850-1604	2	HEX NUT, #4-40
*13	8366-3193	1	ALTERNATOR LIGHT	43	8830-1025	2	ROUND HD MACHINE SCREW, #4-40X1/2
14	8368-3020	1	INDICATOR LIGHT	44	8368-5258	1	BATTERY LAMP JUMPER
15	9020-5686	1	FUEL GAUGE	45	8698-3087	Ref	WIRE MARKERS
16	7738-3604	1	INDICATOR LIGHT	46	2460-1587	4	CONNECTOR
17	8369-3010	1	DIFFERENTIAL LOCK DECAL	47	8698-3193	5	TERMINAL, (bullet)
*18	8668-3302	3	AIR VALVE	48	8098-3139	1	WIRING HARNESS
19	8368-1428	1	NAME PLATE	49	8668-3480	2	CONNECTOR
20	8368-1854	1	COVER PLATE	50	8698-3195	2	FEMALE SPADE TERMINAL
21	8855-1007	2	LOCK WASHER, #10	*51	8038-3206	3	TUBE FITTING
22	8850-1612	2	HEX NUT, #10-24	*52	8832-1039	4	SELF TAPPING SCREW, #10-32X1/2
23	7738-3696	1	PLUG	*53	8668-3302	1	AIR VALVE
24	8395-3038	1	WIPER/WASHER SWITCH	54	7716-3105	1	BULLET CONNECTOR
25	8068-3078	Ref	SHIFT DECAL	55	7716-3238	1	FEMALE SPADE
26	8068-3091	1	SHIFT DECAL	56	7716-3239	1	MALE SPADE
27	9020-5688	1	HOUR METER	57	8068-3149	1	6X6 LIGHT
28	8369-1138	1	INSTRUMENT PANEL	58	8368-3588	1	NAMEPLATE
29	7738-3465	1	IGNITION & STARTER SWITCH	*59	8688-3075	1	FITTING
30	9020-5687	1	WATER TEMPERATURE GAUGE	*60	8688-3074	1	ELBOW, 90 DEGREES
	7738-3752	Ref	WATER TEMPERATURE SENDER				

* - Changed part numbers on items 13, 35, 37, 51, 52, 53 & 59; changed quantity on item 18; added item 60.



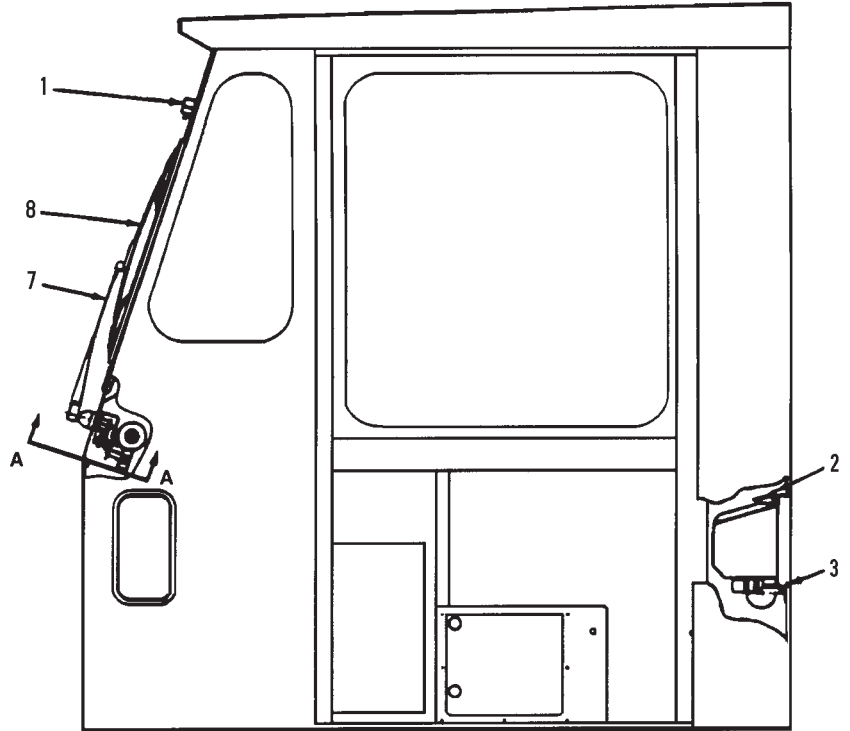
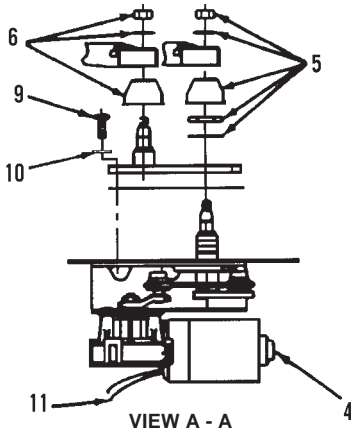
Item	Part No.	Qty.	Description Of Part	Item	Part No.	Qty.	Description Of Part
	8098-5060	1	ACCESSORY PANEL ASSY, (includes items 1 thru 22)	12	8368-1529	1	SPACER
1	8666-1084	1	HORN RELAY	13	8830-1103	2	ROUND HD MACHINE SCREW, #10-24X2-3/4
2	8830-2125	2	ROUND HD MACHINE SCREW, 1/4-20X5/8	14	8855-1007	2	LOCKWASHER, #10
3	8368-3132	1	TERMINAL BLOCK	15	8688-5011	1	SPRING BRAKE ASSY, (see page UN6-2 or details)
4	8830-2093	10	ROUND HD MACHINE SCREW, #10-24X3/4	16	8850-1004	2	HEX NUT, 1/4-20
5	8098-1254	1	HARNES BRACKET	17	8505-1317	7	FLAT WASHER, 1/4
6	8855-1009	2	LOCKWASHER, 1/4	18	8368-5205	1	DOUBLE CHECK ASSY, (see page UN6-5 for details)
7	8820-1005	9	HEX HD CAPSCREW, 1/4-20X1, GR5	19	8098-1256	1	ACCESSORY PANEL
8	9020-6194	10"	TRIM-LOK	20	8098-3198	1	CAB HARNESS
9	8856-1105	8	FLAT WASHER, #10	21	8668-3300	2	STOPLIGHT SWITCH
10	8098-3145	1	FUSE DECAL	22	8688-3046	2	TUBE FITTING
11	8368-5204	1	MANIFOLD ASSY, (see page UN6-2 for details)	23	8832-1039	6	SELF-TAPPING SCREW, #10-32X1/2

* - Revised illustration and parts list.



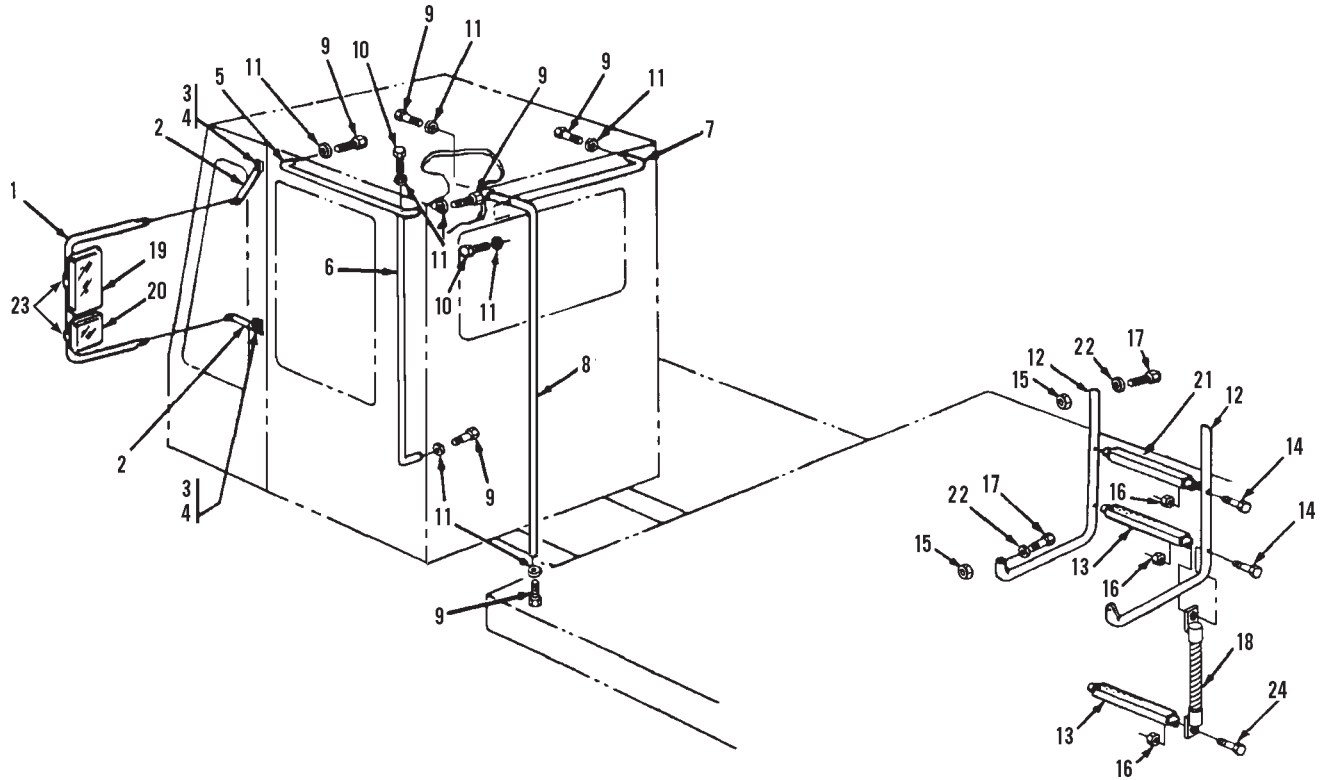
Item	Part No.	Qty.	Description Of Part	Item	Part No.	Qty.	Description Of Part
*1	7714-3006	2	WHIZ-LOK NUT, 5/16-18	14	8668-3189	2	LINER
2	7714-3013	2	WHIZ-LOK NUT, 1/4-20	15	8668-3188	2	INSULATER
*3	9114-3357	1	HORN	16	8698-1162	1	STRAP
*4	7714-3003	1	WHIZ-LOK SCREW 5/16-18X5/8	17	8830-2162	2	ROUND HD MACHINE SCREW, 3/8-16X2
5		Ref	ACCESSORY PANEL ASSY (see page UN7-6 for details)	18	8668-1474	1	CLAMP ASSEMBLY
6	8098-3168	1	SIGNAL FLASHER	19	8830-2125	2	ROUND HD MACHINE SCREW, 1/4-20X5/8
7	8830-2070	1	FLAT HD MACHINE SCREW, #8-32X1/2	20	8855-4918	2	LOCKWASHER, 1/4
8	8855-1006	1	LOCKWASHER, #8	21	8668-3136	1	FOOT DIMMER SWITCH
9	8850-1610	1	HEX NUT, #8-32	*22	8820-1005	2	HEX HD CAPSCREW, 1/4-20X1-1/2, GR5
10	8850-1620	2	HEX NUT, 3/8-16	*23	9140-3420	1	TRAVEL ALARM
11	8855-4929	2	LOCKWASHER, 3/8	*24	8668-3122	1	TIE WRAP
12		Ref	STEERING COLUMN ASSY, (see page UN8-1 for details)	*25	8368-3181	1	TIE WRAP BASE
13	8698-1161	1	BRACKET				

* - Revised illustration; changed part numbers on items 1, 3, 4, 22, 23, 24 & 25.



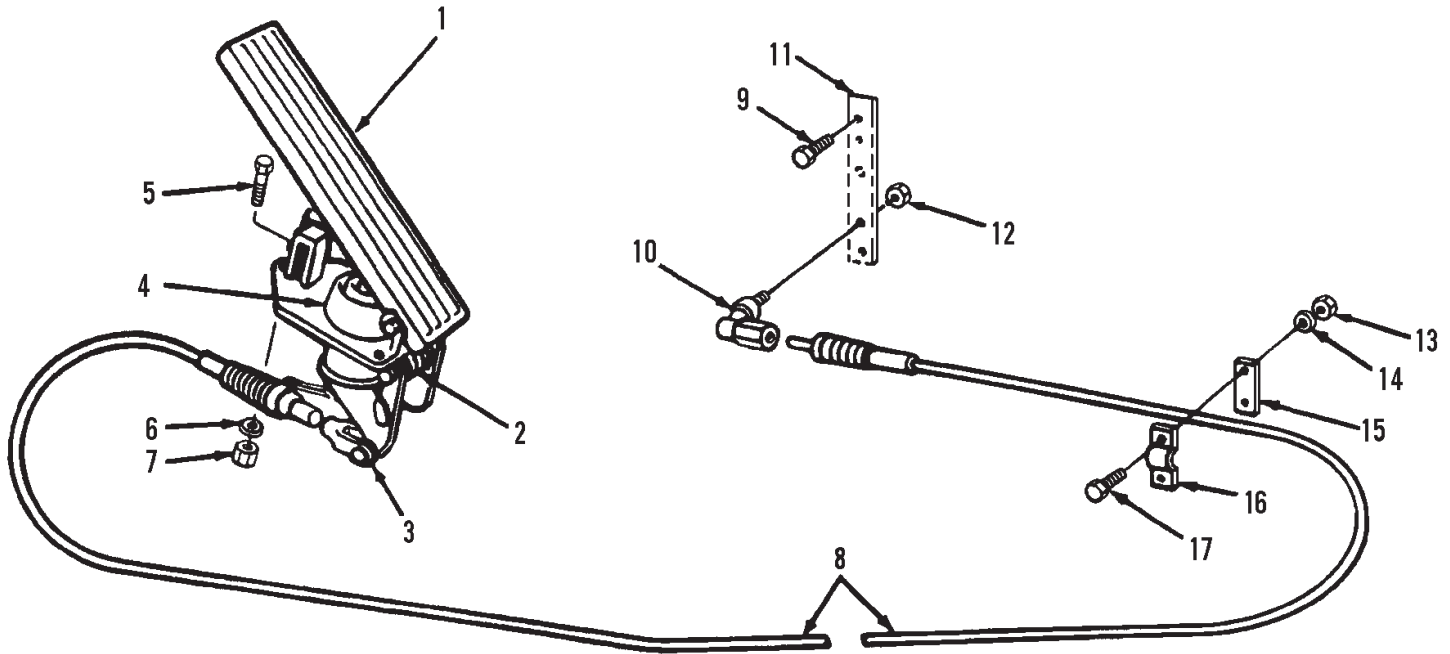
Item	Part No.	Qty.	Description Of Part
1	8368-3103	1	WASHER NOZZLE KIT, (kit includes mounting parts)
2	8368-3085	1	WASHER & BOTTLE ASSY, (includes mounting screws)
3		AR	WASHER HOSE
4	8395-3036	1	ELECTRIC WIPER KIT, (includes item 5)
5	8395-3047	1	HARDWARE KIT
6	8395-3048	1	SLAVE PIVOT KIT
7	8395-3049	1	WIPER ARM ASSY
8	8395-3050	1	WIPER BLADE
9	8820-1502	1	HEX HD CAPSCREW, 1/4-28X3/4, GR5
10	8855-1009	1	LOCKWASHER, 1/4
*11	8395-3039	1	WIRE HARNESS ASSY
			NOTE: ONLY ITEMS WITH PART NUMBERS ARE AVAILABLE FOR SERVICE.

* - Changed part number on item 11.



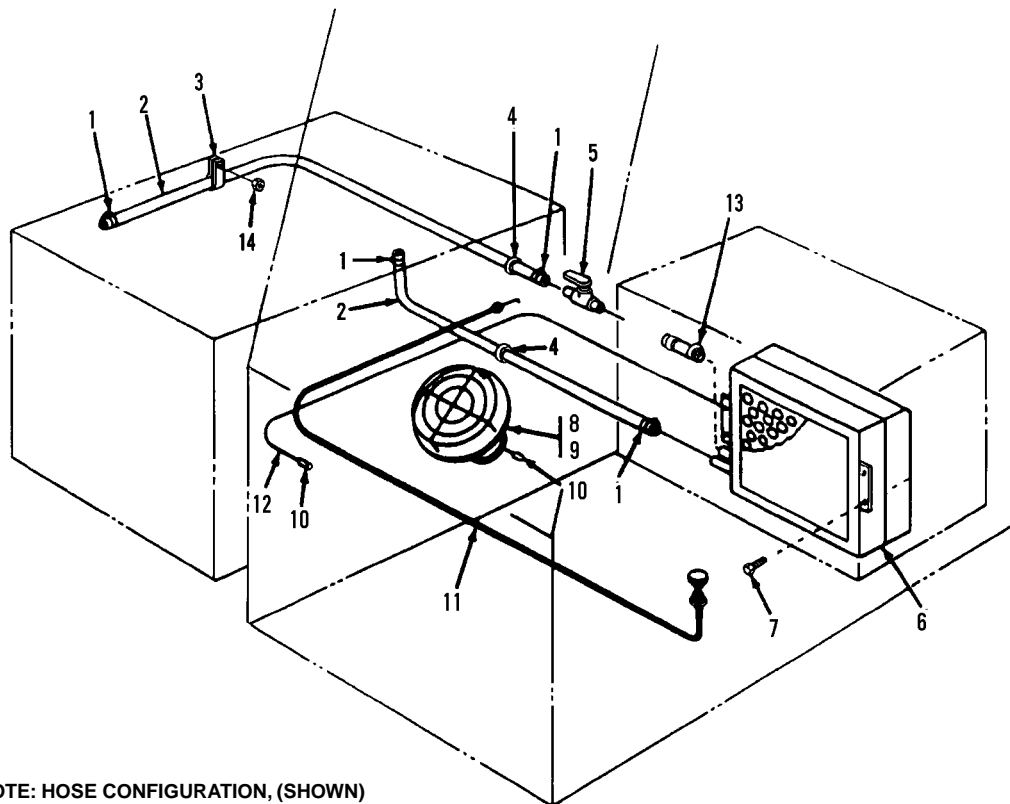
Item	Part No.	Qty.	Description Of Part	Item	Part No.	Qty.	Description Of Part
1	8368-3545	1	MIRROR SET, (includes mounting hardware & items 19 & 20; each mirror set includes two mirror assemblies, one R.H. and one L.H., see page UN2-10 for the opposite side.)	11	8855-1013	8	LOCKWASHER, 1/2
2	8368-1802	2	MIRROR BRACKET	12	8068-3003	2	STEP RAIL
3	8820-1018	4	HEX HD CAPSCREW, 5/16-18X3/4, GR5	13	8098-6018	2	RUNG
4	7714-3006	4	WHIZ-LOK NUT, 5/16-18	14	8820-1069	4	HEX HD CAPSCREW, 1/2-13X2, GR5
5	8368-3565	1	GRAB BAR	15	8850-1010	4	HEX NUT, 5/8-11
6	8368-3564	1	GRABBAR	16	7714-3014	8	WHIZ-LOK NUT, 1/2-13
7	8368-3563	1	GRABBAR	17	8820-1094	4	HEX HD CAPSCREW, 5/8-11X1-1/4, GR5
8	8395-3034	1	GRABBAR	18	8098-6019	2	CABLE WELDMENT
9	8820-1066	2	HEX HD CAPSCREW, 1/2-13X1-1/4, GR5	19	8368-7047	1	MIRROR, FLAT, (includes item 23)
10	8820-1063	6	HEX HD CAPSCREW, 1/2-13X3/4, GR5	20	8368-3291	1	MIRROR, CONVEX, (includes item 23)
				21	8068-6007	1	TOP RUNG WELDMENT
				22	8855-1015	4	LOCKWASHER, 5/8
				23	8368-7062	2	MIRROR CLAMP KIT, (includes hardware)
				24	8820-1065	4	HEX HD CAPSCREW, 1/2-13X1, GR5

* - Revised illustration.



Item	Part No.	Qty.	Description Of Part	Item	Part No.	Qty.	Description Of Part
1	8368-3090	1	ACCELERATOR PEDAL ASSY, (includes items 2, 3 & 4)	10	8368-3246	1	BALL JOINT
*2	8368-3782	1	SPRING	11	8098-1252	1	THROTTLE LEVER
3	8368-3172	1	CLEVIS	12	8850-1304	2	HEX NUT, 1/4-28
4	8368-3779	1	BOOT	13	8850-1612	2	HEX NUT, #10-24
5	8820-1004	3	HEX HD CAPSCREW, 1/4-20X7/8, GR5	14	8855-1007	2	LOCKWASHER, #10
6	8855-1009	5	LOCKWASHER, 1/4	15	8688-1250	1	SHIM
7	8850-1004	4	HEX NUT, 1/4-20	16	8368-3245	1	CABLE CLAMP
8	8368-3553	1	ACCELERATOR CABLE	17	8830-2094	2	ROUND HD MACHINE SCREW, #10-24X7/8
9	8319-1035	2	SOCKET HD CAPSCREW, M6X1.0X16, GR5				

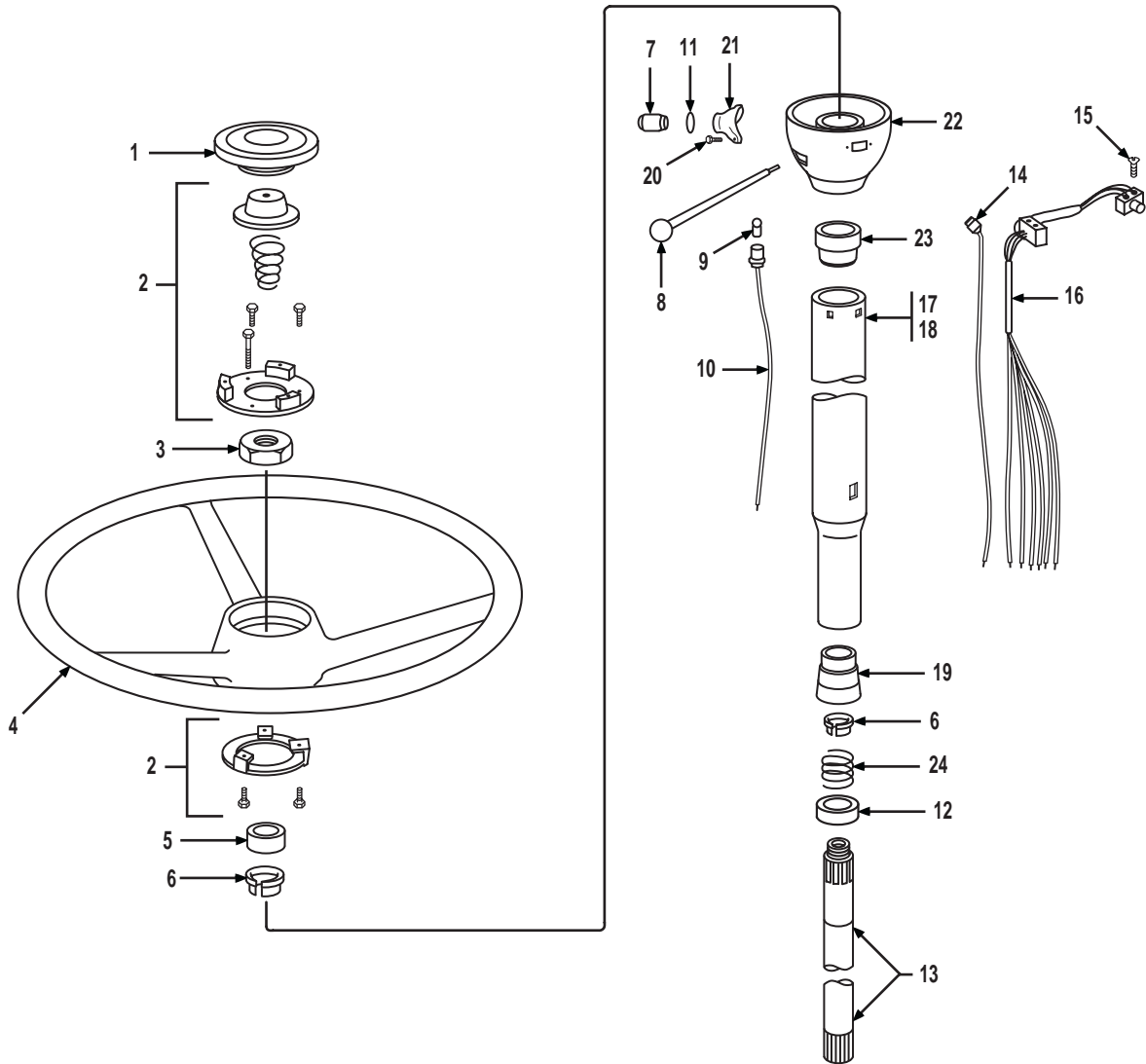
* - Changed part number on item 2.



NOTE: HOSE CONFIGURATION, (SHOWN)
 DIFFERS FROM STD. 6X6 AND OPT. 6X4.

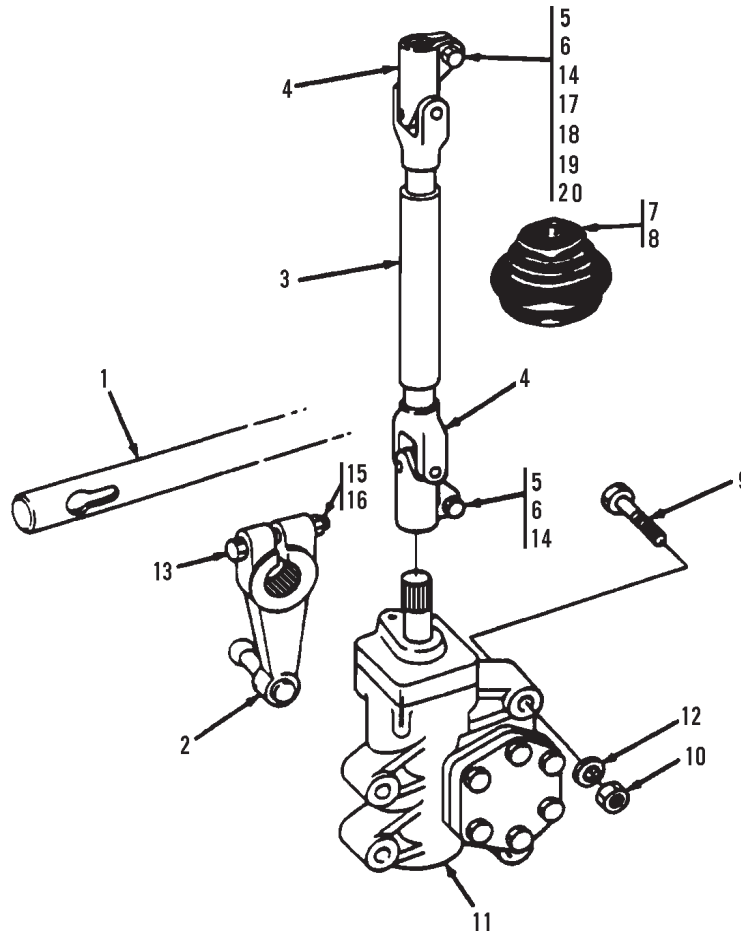
Item	Part No.	Qty.	Description Of Part
1	8667-1187	6	HOSE CLAMP
2	8696-1072	AR	FORMED HEATER HOSE, 1/2 I.D.
3	8594-1018	2	SUPPORT CLAMP
4	8656-1279	2	GROMMET
5	8368-3182	1	HEATER CONTROL VALVE
*6	8368-3480	1	HEATER ASSEMBLY
7	7714-3003	4	WHIZ-LOK SCREW, 5/16-18X5/8
8	8832-1039	4	SELF-TAPPING SCREW, #10-32X1/4
9	8668-3154	1	DEFROSTER
10	7716-3105	2	BULLET TERMINAL
11	7738-3056	1	HEATER CONTROL CABLE
12		AR	WIRE, 16 GA., RED
*13	8068-3217	1	PIPE, 3/8X2-1/2
14	8850-1307	1	HEX NUT, 7/16-20
15	8068-1169	1	HEAT SHIELD, (not shown), (OPT.)

* - Changed part numbers on items 6 & 13.

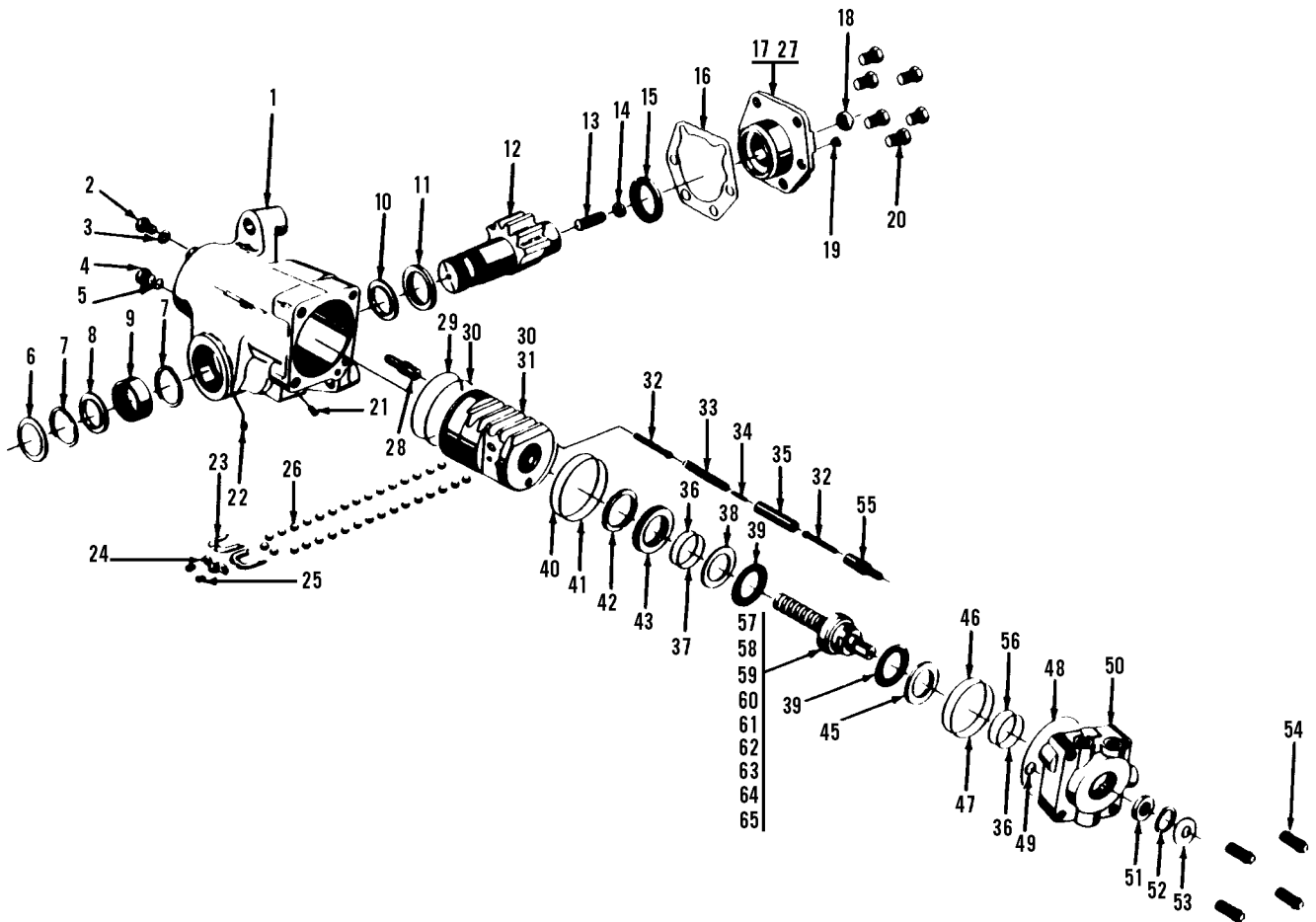


Item	Part No.	Qty.	Description Of Part	Item	Part No.	Qty.	Description Of Part
	8368-3453	1	STEERING COLUMN ASSY, (includes all items except 1, 2, 4 & 8)	14	8368-4482	1	CONTACT BRUSH ASSY
1	8668-3425	1	HORN BUTTON	15	8368-7080	4	TAPPING SCREW
2	8668-3424	1	HORN BUTTON PARTS GROUP, (components parts not sold separately)	16	8368-4484	1	TURN SIGNAL SWITCH ASSY
3	8307-1559	1	WHEEL NUT	17	8368-4485	1	JACKET TUBE & TURN SIGNAL HOUSING ASSY, (includes items 18 thru 23)
4	8688-3131	1	STEERING WHEEL	18	8368-4486	1	JACKET TUBE ASSY, (includes item 19)
5	8368-7079	1	SPACER	19	8307-4401	1	BEARING ASSY
6	8307-1557	2	SEAT	20	8368-7081	2	PAN HEAD SCREW
7	8307-2170	1	COVER	21	8307-2164	1	LIGHT HOUSING
8	8668-3423	1	LEVER	22	8368-4488	1	TURN SIGNAL HOUSING SERVICE ASSY, (includes item 23)
9	8668-3109	1	BULB	23	8307-2160	1	BEARING ASSY
10	8368-4480	1	SOCKET ASSY	24	8368-4489	1	SPRING
11	8368-4481	1	O-RING				
12	8307-4404	1	DUST CAP				
13	8307-4402	1	WHEEL SHAFT				

* - Revised illustration & parts list.



Item	Part No.	Qty.	Description Of Part
1		1	DRAG LINK ASSY, (see page UN8-10 for details)
2	8395-3231	1	STEERING ARM
3	8368-3534	1	STEERING SHAFT ASSY, (includes items 4, 5& 6)
4	7738-3072	2	UNIVERSAL JOINT
5	8820-1037	2	HEX HD CAPSCREW, 3/8-16X1-1/2, GR5
6	8852-1006	2	HEX LOCKNUT, 3/8-16
7	7738-3198	1	STEERING HOLE COVER
8	8503-1160	1	CLAMP
9	8320-1096	4	HEX HD CAPSCREW, 7/8-14X4, GR8
10	8850-1314	4	HEX NUT, 7/8-14, (lubricate & torque to 490-510 ft.lbs.)
11		Ref	STEERING GEAR ASSY, (see page UN8-3 for details)
12	7738-3118	4	HARDENED WASHER
13	8320-1001	1	HEX HD CAPSCREW, 3/4-10X4-1/4, GR8
14	8855-1011	2	LOCKWASHER, 3/8
15	8856-1115	1	FLAT WASHER, 3/8
16	8852-1012	1	HEX LOCKNUT, 3/4-10
17	8852-1007	1	HEX LOCKNUT, 7/16-14
18	8820-1053	1	HEX HD CAPSCREW, 7/16-14X1-3/4, GR5
19	8820-1038	1	HEX HD CAPSCREW, 3/8-16X1-3/4, GR5

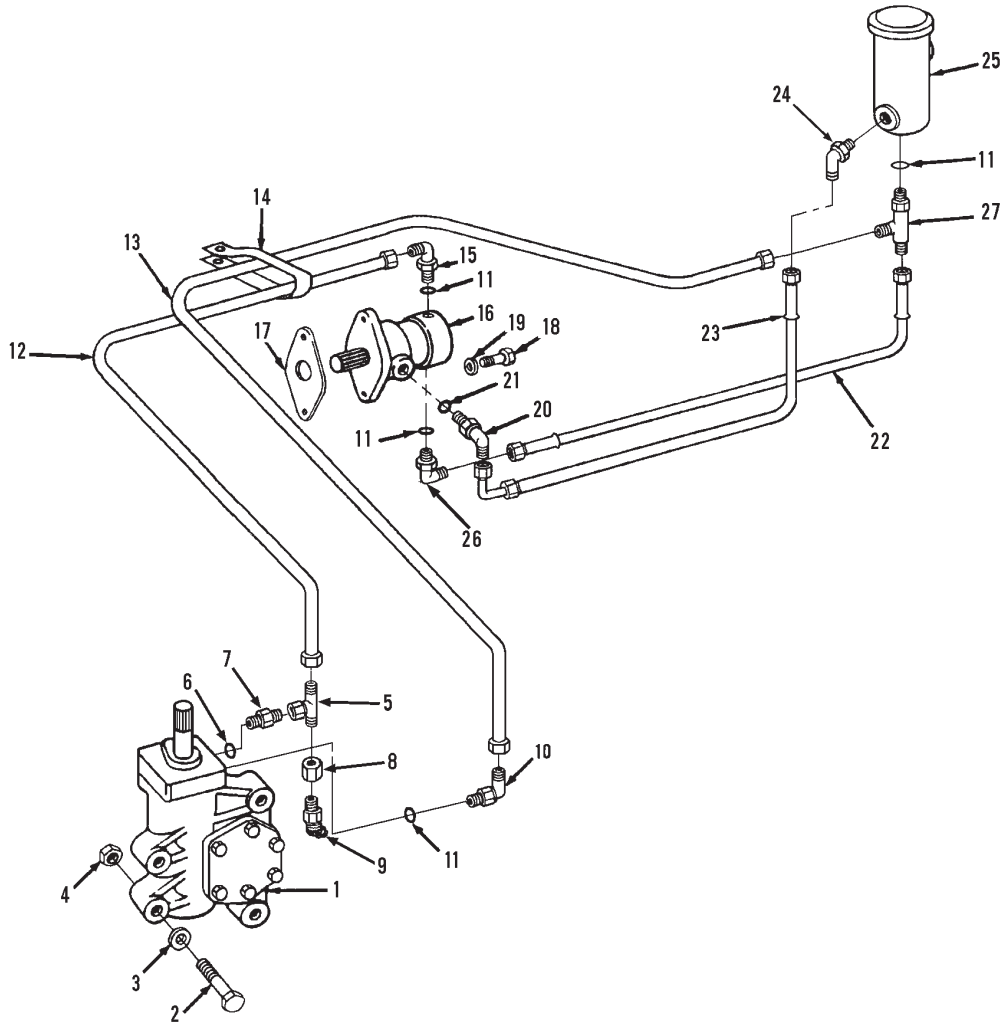


Item	Part No.	Qty.	Description Of Part	Item	Part No.	Qty.	Description Of Part
	7738-3697	1	STEERING GEAR ASSY, (includes all items)	30	8368-3876	1	O-RING
	7738-3746	Ref	POPPET ADJUSTING KIT	31	7738-4686	1	WORM, VALVE & RACK ASSY, (includes items 23 thru 26, 28 thru 35 & 56)
*	7738-4774	1	STEERING GEAR SEAL KIT, (includes items 5, 6, 8, 15, 16, 19, 23, 24, 29, 30, 36, 37, 40, 41, 42, 46, 47, 48, 49, 52, 53 & 56)	32	7738-4687	2	POPPET
	7738-4799	1	INPUT SHAFT SEAL KIT, (includes items 51 thru 53)	33	7738-4688	1	POPPET SPRING
1	7738-4670	1	HOUSING ASSY (includes items 7, 8, 9, 10, 11, 22 & 55)	34	7738-4715	1	SPACE ROD
2	7738-4671	1	HEX HDCAPCREW, 7/16-20X1-1/4	35	7738-4689	1	PUSH TUBE
3	7738-4672	1	FLAT WASHER, 7/16, (copper)	36	7738-4690	2	O-RING
4	7738-4673	1	PLUG, 9/16	37	7738-4691	1	SEAL
5	7738-4277	1	O-RING	38	7738-4692	1	THRUST WASHER, (thin)
6	7738-4674	1	DIRT & WATER SEAL	39	7738-4693	2	THRUST BEARING
7	7738-4675	2	RETAINING RING	40	8368-3876	1	O-RING
8	7738-4676	1	DIRT SEAL	41	8368-3875	1	SEAL RING
9	7738-4677	1	ROLLER BEARING	42	7738-4694	1	ADJUSTER LOCKNUT
10	7738-4678	1	WASHER - SPACER	43	7738-4695	1	BEARING ADJUSTER
11	7738-4679	1	OUTPUT SEAL	44	7738-4696	1	WORM & VALVE SERVICE ASSY, (includes item 57 thru 65)
12	7738-4283	1	SECTOR SHAFT ASSY, (includes items 13 & 14)	45	7738-4716	1	THRUST WASHER, (thick)
13	8688-1522	1	ADJUSTING SCREW	46	7738-4697	1	SEAL
14	8688-1521	1	RETAINER	47	7738-4698	1	O-RING
15	7738-4282	1	OUTPUT SEAL	48	8368-3871	1	SEAL RING
16	8368-3900	1	SIDE COVER GASKET	49	7738-4699	1	O-RING
17	7738-4680	1	SIDE COVER ASSY, (includes items 15 & 27)	50	7738-4700	1	VALVE HOUSING ASSY
18	7738-4278	1	HEX JAM NUT, 1/2-20	51		1	INPUT SEAL
19	8688-1514	1	VENT PLUG	52		1	RETAINING RING
20	7738-4279	5	HEX HDCAPSCREW	53		1	DIRT & WATER SEAL
21	7738-4275	1	BLEEDER SCREW, (lubricate & torque to 27-33 in.lbs.)	54	7738-4285	4	VALVE HOUSING BOLT
22	7738-4681	1	GREASE FITTING	55	7738-4704	1	POPPET ADJUSTER SEAT & SLEEVE
23	7738-4682	2	BALL RETURN GUIDE	56	7738-4697	1	SEAL
24	7738-4683	1	BALL RETURN GUIDE CLIP	57	7738-4706	1	INPUT & WORM ASSY
25	7738-4289	2	HEX HDCAPSCREW	58	7738-4707	1	WORM SCREW
26	7738-4684	32	BALL	59	7738-4708	1	INPUT SHAFT
27	7738-4521	1	BUSHING	60	7738-4709	1	O-RING
28	7738-4685	1	POPPET ADJUSTER SEAT & SLEEVE	61	7738-4710	1	T-BAR PIN
29	8368-3875	1	SEAL RING	62	7738-4711	1	BALL, 7/32
				63	7738-4712	1	T-BAR
				64	7738-4713	1	T-BAR PIN
				65	7738-4714	1	O-RING
							NOTE: ONLY ITEMS WITH PART NUMBERS ARE AVAILABLE FOR SERVICE.

* - Revised inclusion note for 7738-4774.

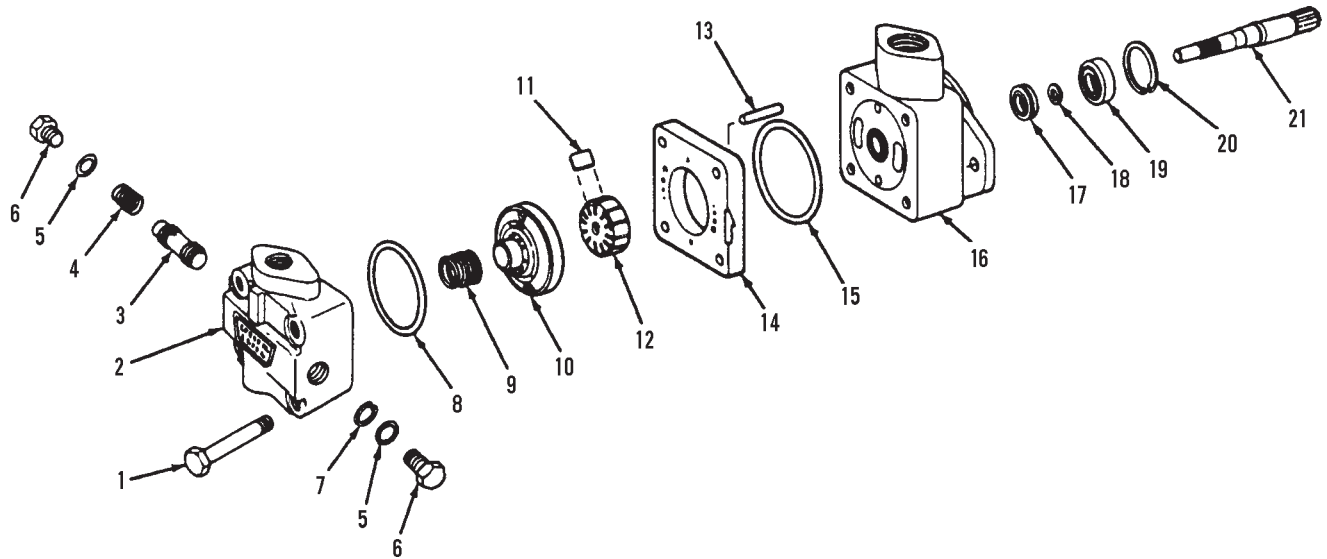
LK

UN 8-3

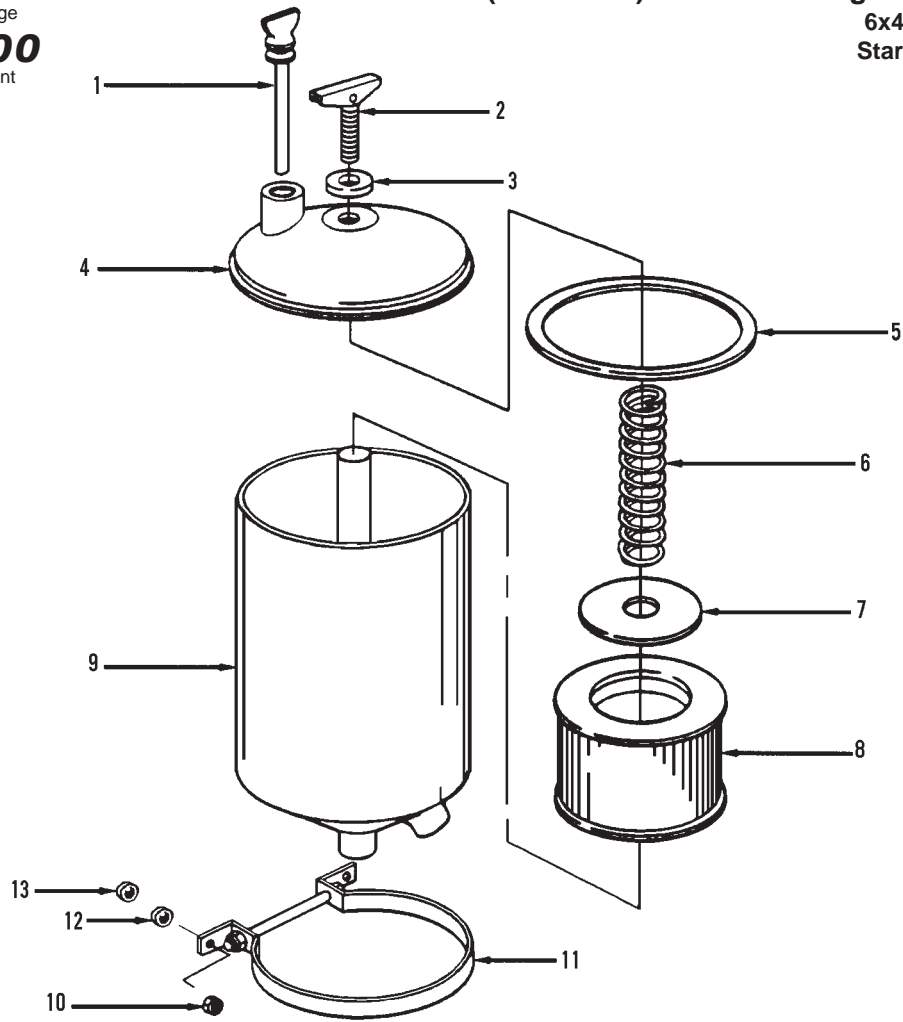


Item	Part No.	Qty.	Description Of Part	Item	Part No.	Qty.	Description Of Part
1		Ref	STEERING GEAR ASSY, (see pages UN8-3 for details)	16		Ref	POWER STEERING PUMP ASSY, (see page UN8-5 for details)
2	8320-1096	4	HEX HD CAPSCREW, 7/8-14X1-1/4, GR5	17	8667-1112	1	FLANGE GASKET
3	7738-3118	4	HARDENED WASHER, 7/8	18	8319-1027	2	HEX HD CAPSCREW, M10x1.5x-35
4	8850-1314	4	HEX NUT, 7/8-14	19	8319-1013	2	LOCKWASHER
5	8063-3113	1	RUN TEE	20	8866-2333	1	ELBOW, 90 DEGREES, (includes item 21)
6	8859-1205	1	O-RING	21	8859-1209	1	O-RING
7	8866-2440	1	CONNECTOR, (includes item 6)	22	8471-9004	1	HOSE ASSY, (STD.)
8	7736-3082	1	ADAPTER		7713-3226	1	HOSE ASSY, (OPT.)
9	7713-3089	1	MINI-CHECK COUPLING	23	8471-9006	1	HOSE ASSY, (STD.)
10	8866-2330	2	ELBOW, 90 DEGREES, (includes item 11)		8471-8944	1	HOSE ASSY, (OPT.)
11	8859-1205	4	O-RING	24	8866-2422	1	MALE ELBOW, 45 DEGREES, (3/4X1 tube)
12	847-9005	1	HOSE ASSY, (STD.)	25		Ref	POWER STEERING RESERVOIR ASSY, (see page UN8-6 for details)
	8471-7252	1	HOSE ASSY, (OPT.)	26	8866-2330	1	ELBOW, 90 DEGREES, (includes item 11)
13	8471-9001	1	HOSE ASSY	27	8866-2347	1	RUN TEE (includes item 11)
14	8594-1017	2	CLAMP				
15	8866-2085	1	ELBOW, 45 DEGREES, (includes item 6)				

* - Revised illustration & parts list
 PCN 960765-GP

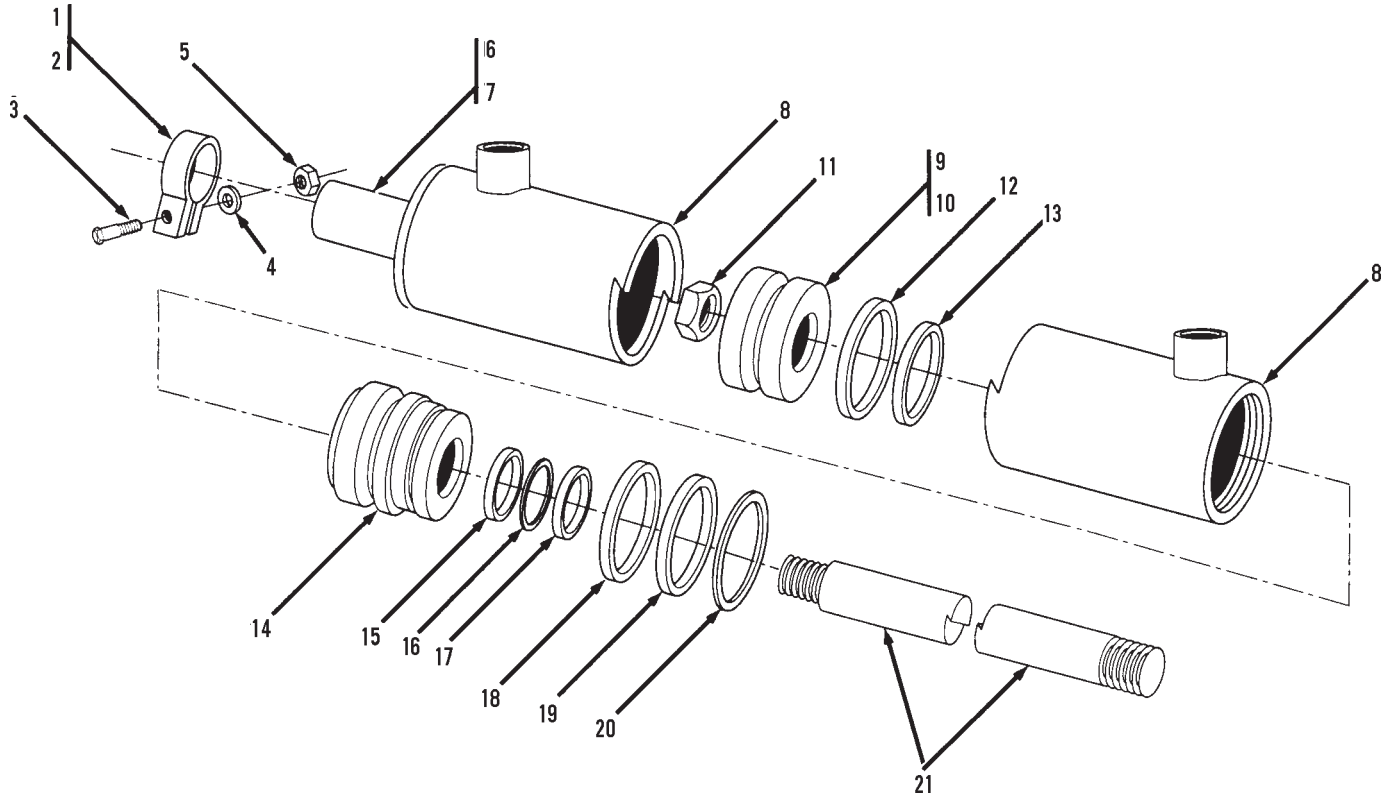


Item	Part No.	Qty.	Description Of Part	Item	Part No.	Qty.	Description Of Part
	8368-3519	1	POWER STEERING PUMP ASSY, (includes all items)	9	8367-4042	1	SPRING
	8367-4034	1	SEAL KIT, (includes items 5, 8, 15 & 17)	10	8367-4043	1	PRESSURE PLATE ASSY
	8368-4531	1	CARTRIDGE KIT, (includes items 8, 11, 12, 14 & 17)	11	8368-7044	1	VANE KIT, (includes 12 vanes)
1	8368-4532	1	HEX HD CAPSCREW, (lubricate & torque to 35-45 ft.lbs.)	12	8368-7045	1	ROTOR
2	8368-4533	1	COVER	13	8368-4535	2	PIN
3	7738-4022	1	CONTROL VALVE ASSY	14	8368-7046	1	RING
4	8367-4038	1	SPRING	15	8367-4048	1	O-RING
5	8511-1407	2	O-RING	16	8368-4536	1	BODY
6	8367-4039	2	HEX HD PLUG	17	8367-4050	1	SHAFT SEAL, (seal must be bottomed against shoulder when installed)
7	8367-4040	1	SNAP RING	18	8367-4051	1	RETAINING RING
8	8367-4041	1	O-RING	19	8367-4026	1	BEARING
				20	8367-4052	1	RETAINING RING
				21	8368-4537	1	SPLINED SHAFT

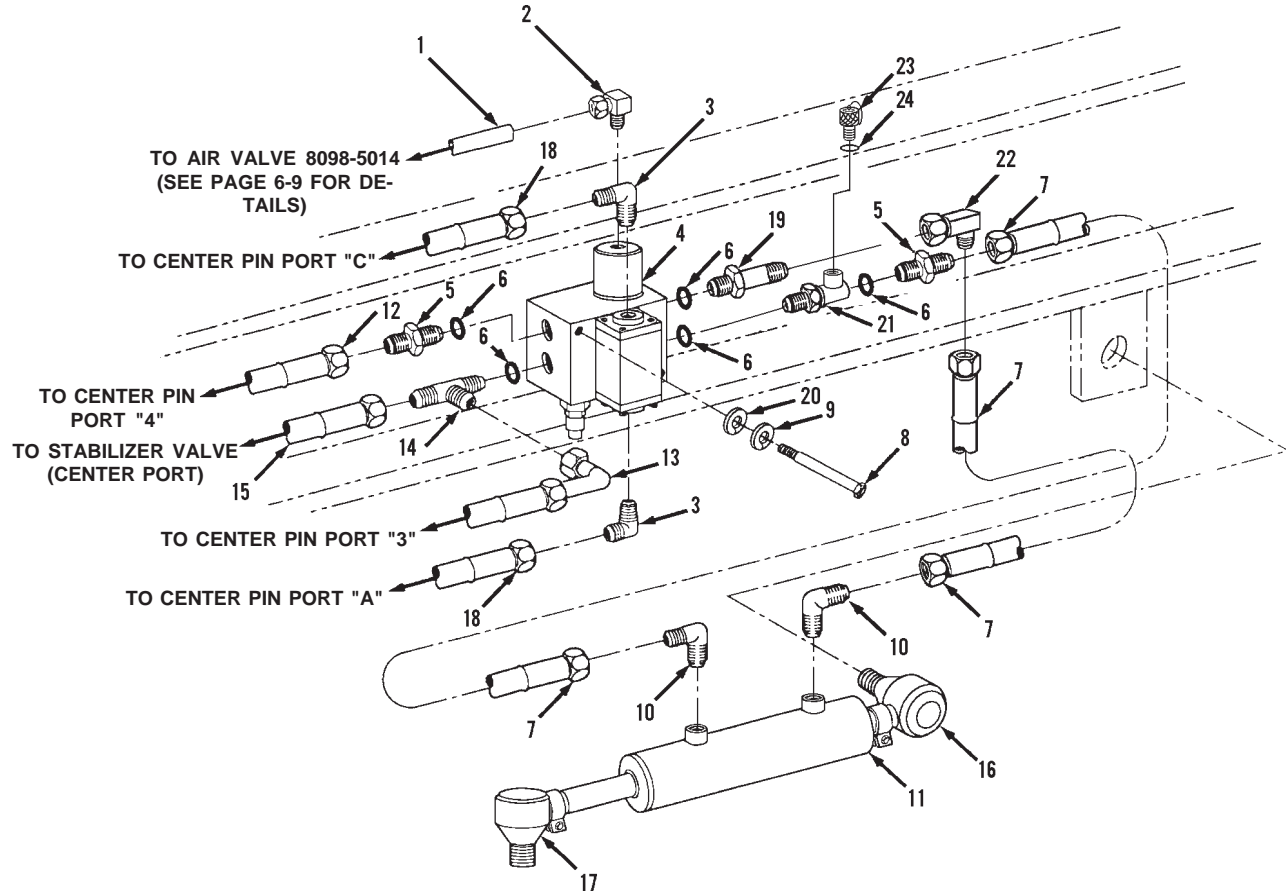


Item	Part No.	Qty.	Description Of Part
	8068-3165	1	POWER STEERING RESERVOIR ASSY, (includes all items except 10, 12, 13 & 14)
1	8068-4176	1	DIPSTICK
2	8068-4114	1	CAPSCREW
3	8068-4115	1	SEAL
*4	8068-4177	1	COVER ASSY, (includes item 5)
5	8068-4178	1	GASKET
6	8068-4116	1	SPRING
7	8068-4117	1	WASHER
8	8068-4180	1	FILTER ELEMENT
9		1	RESERVOIR BODY
10	7714-3006	4	WHIZ-LOK NUT, 5/16-18
11	8068-4119	2	MOUNTING BRACKET
12	8856-1004	4	FLAT WASHER, 3/8
13	8856-1111	4	FLAT WASHER, 1/2
			NOTE: ONLY ITEMS WITH PART NUMBERS ARE AVAILABLE FOR SERVICE.

* - Changed part number on item 4.
 MF

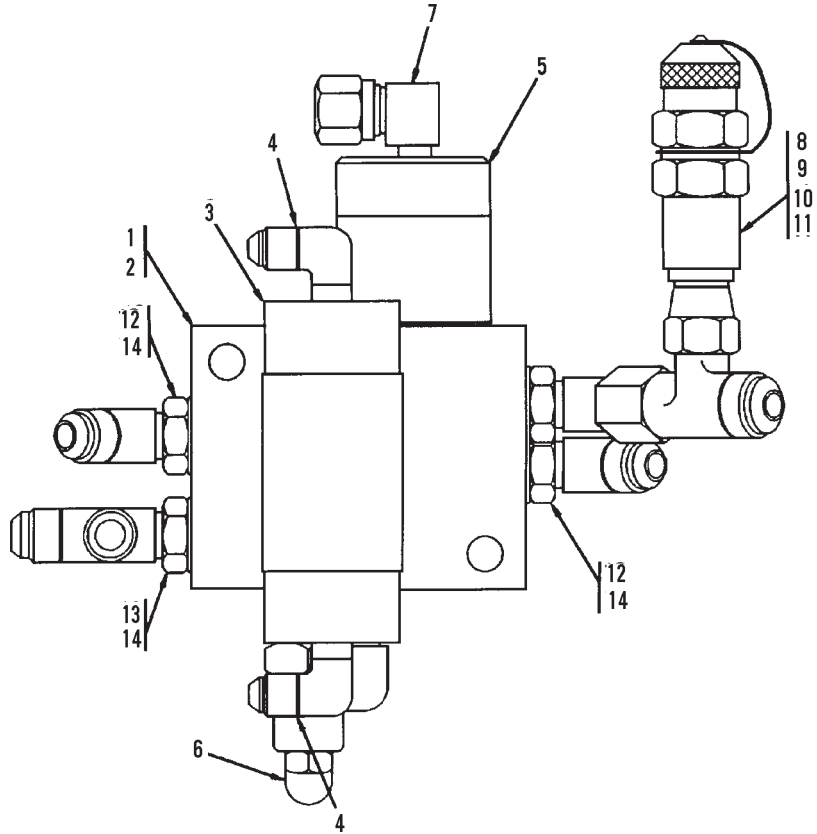


Item	Part No.	Qty.	Description Of Part	Item	Part No.	Qty.	Description Of Part
	8098-3008	1	HYDRAULIC CYLINDER ASSY, (includes all items)	10	8098-4080	1	PISTON
	8098-4071	Ref	GLAND SERVICE KIT, (includes items 14 thru 18)	11		1	HEX LOCKNUT
	8098-4105	Ref	CYLINDER PACKING KIT, (includes items 11, 12, 13, 15, 16, 17, 18, 19 & 20)	12		1	PISTON RING
1	8307-4399	1	CLAMP ASSY, (includes items 2 thru 6)	13		1	O-RING
2	8098-4072	1	CLAMP	14	8098-4084	1	GLAND
3	8098-4073	1	HEX HD CAPSCREW, 5/8-18X2-3/4	15		1	O-RING
4	8098-4074	1	LOCKWASHER, 5/8	16		1	BACK-UP RING
5	8098-4075	1	HEX NUT, 5/8-18	17		1	ROD WIPER
6	8098-4076	1	CYLINDER HEAD & TUBE ASSY, (includes items 7 & 8)	18		1	SEAL RING
7	8098-4077	1	CYLINDER HEAD	19		1	RETAINING RING
8		1	TUBE	20		1	RETAINING RING
9	8098-4079	1	PISTON & ROD ASSY, (includes items 10, 11, 12, 13 & 21)	21	8098-4090	1	PISTON RID
							NOTE: ONLY ITEMS WITH PART NUMBERS ARE AVAILABLE FOR SERVICE.

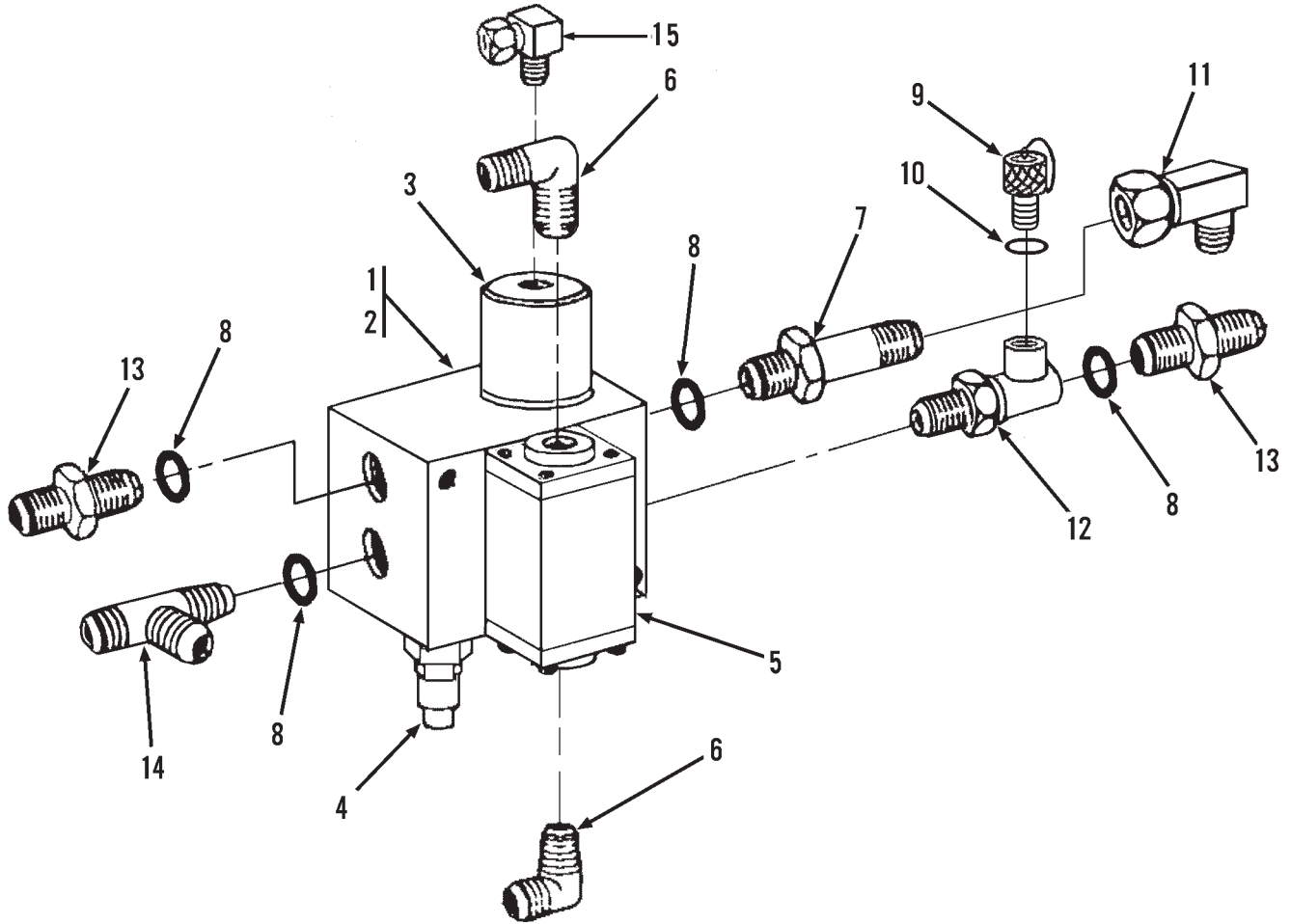


Item	Part No.	Qty.	Description Of Part	Item	Part No.	Qty.	Description Of Part
1		AR	NYLON TUBING, 3/8 O.D.	12	8471-8995	1	HOSE ASSY
2	8688-3074	1	TUBE FITTING, 90 DEGREES, 1/8X3/8 TUBE	13	8471-8994	1	HOSE ASSY
3	8098-4093	2	MALE ELBOW, 90 DEGREES	14	8866-2346	1	STRAIGHT THREAD RUN TEE, (includes item 6)
4		Ref	STEERING VALVE ASSY, (see page UN8-9 for details)	15	8471-8983	1	HOSE ASSY
5	8866-2301	1	CONNECTOR, (includes item 6)	16	8098-3006	1	VERTICAL SOCKET ASSY
6	8859-1204	6	O-RING	17	8098-3161	1	VERTICAL SOCKET ASSY
7	8471-8996	2	HOSE ASSY	18	8471-8993	2	HOSE ASSY
8	8820-1028	2	HEX HD CAPSCREW, 5/16-18X3, GR5	19	8866-2321	2	LONG CONNECTOR, (includes item 6)
9	8855-1010	2	LOCKWASHER, 5/16	20	8688-1290	2	WASHER, (hi-collar)
10	8866-2329	2	ELBOW, 90 DEGREES, (includes item 6)	21	8063-3113	1	STRAIGHT THREAD RUN TEE
11		Ref	STEERING CYLINDER ASSY, (see page UN8-8 for details)	22	8866-2371	1	ELBOW, 90 DEGREES, (swivel nut)
				23	7713-3089	1	MINI-CHECK COUPLING, (includes item 24)
				24	8376-3056	1	VITON O-RING, (lubricate lightly)

* - Revised illustration & parts list.
 PCN960765-GP

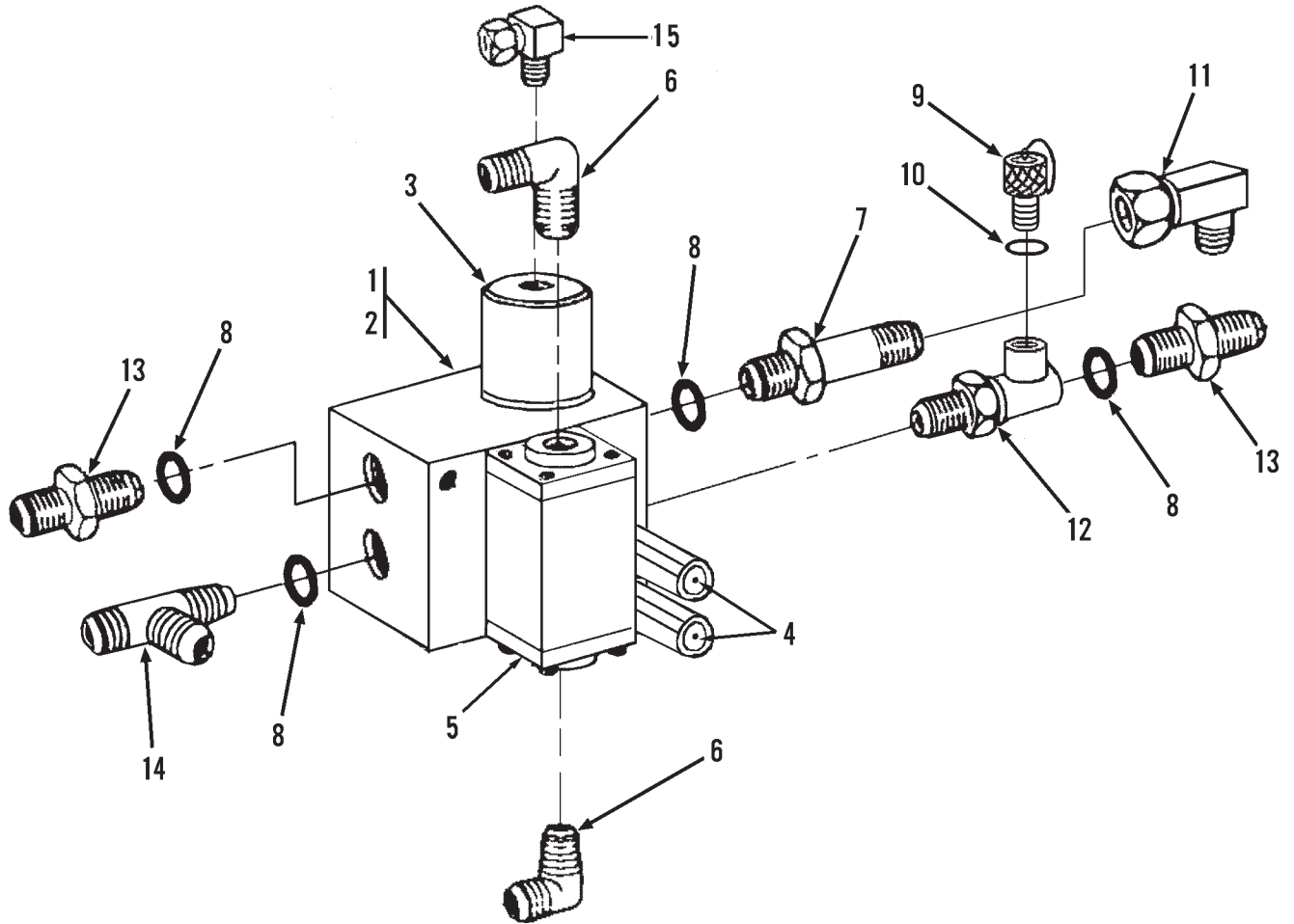


Item	Part No.	Qty.	Description Of Part
	8068-5008	1	STEERING VALVE ASSY, (includes all items)
	8098-4097	Ref	FOUR-WAY VALVE SEAL KIT
	8098-4092	Ref	AIR PILOT VALVE SEAL KIT
	8098-4095	Ref	CROSS RELIEF VALVE SEAL KIT
1	8098-3039	1	STEERING VALVE ASSY, (includes items 2 thru 6)
2		1	VALVE BLOCK ASSY
3	8098-4096	1	FOUR-WAY VALVE ASSY
4	8093-4093	2	MALE ELBOW, 90 DEGREES
5	8098-4091	1	AIR PILOT VALVE ASSY
6	8098-4094	1	CROSS RELIEF VALVE ASSY
7	8688-3074	1	TUBE FITTING
8	8866-2239	1	SWIVEL NUT RUN TEE
9	7713-4202	1	TEST PORT ADAPTER
10	7713-3089	1	MINI-CHECK COUPLING, (includes item 11)
11	8376-3056	1	VITON O-RING, (lubricate lightly)
12	8866-2084	3	ELBOW, 45 DEGREES, (includes item 14)
13	8866-2139	1	RUN TEE, (includes item 14)
14	8859-1204	4	O-RING

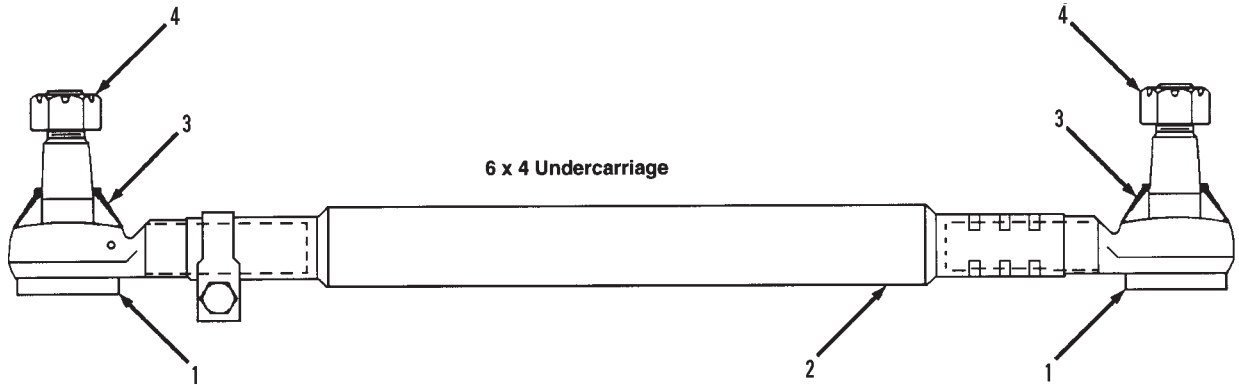


Item	Part No.	Qty.	Description Of Part	Item	Part No.	Qty.	Description Of Part
1	8068-5085	1	STEERING VALVE ASSY, (includes all items), (if ordering for service, replacement valve will appear as shown on the following page)	6	8098-4093	2	MALE ELBOW, 90 DEGREES
	8098-3039	1	STEER VALVE ASSY, (includes items 2 thru 6); (no longer available for service. Order 8098-3198, located on the following page, for replacement)	7	8866-2321	1	STRAIGHT THREAD LONG CONNECTOR, (includes item 8)
2		1	VALVE BLOCK ASSY	8	8859-1204	4	O-RING
3	8098-4091	1	AIR PILOT VALVE ASSY	9	7713-3089	1	MINI-CHECK COUPLING, (includes item 10)
4	8098-4092	A/R	AIR PILOT VALVE SEAL KIT	10	8376-3056	1	VITON O-RING, (lubricate lightly)
	8098-4094	1	CROSS RELIEF VALVE ASSY, (no longer available for service. Order 8098-3198, located on the following page, for replacement)	11	8866-2371	1	ELBOW, 90 DEGREES, (swivel nut)
				12	8063-3113	1	SPECIAL BRANCH TEE
5	8098-4095	A/R	CROSS RELIEF VALVE SEAL KIT	13	8866-2301	2	CONNECTOR, (includes item 8)
	8098-4096	1	FOUR-WAY VALVE ASSY	14	8866-2346	1	RUN TEE, (includes item 8)
	8098-4097	A/R	FOUR-WAY VALVE SEAL KIT	15	8688-3074	1	MALE ELBOW, 90 DEGREES
				NOTE: ONLY ITEMS WITH PART NUMBERS ARE AVAILABLE FOR SERVICE.			

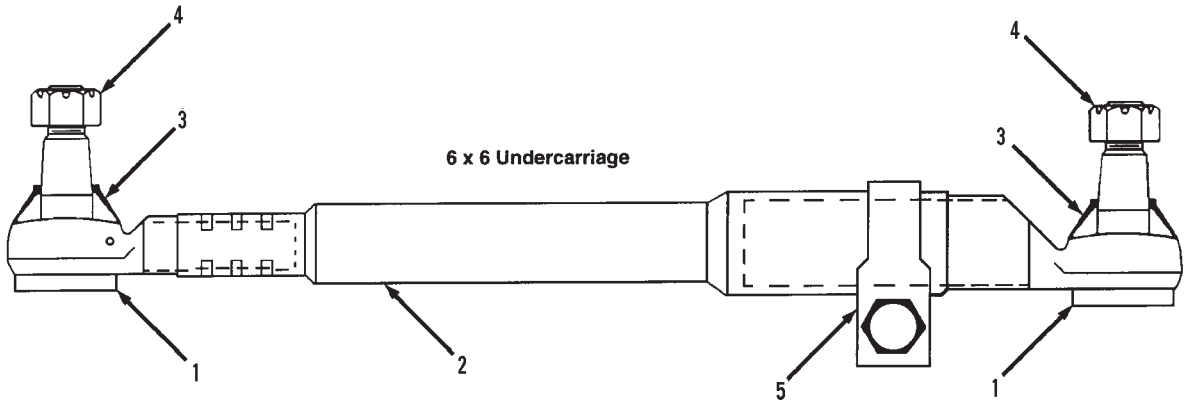
* - Changed illustration & parts list to reflect Steer Valve Assembly 8068-5085.



Item	Part No.	Qty.	Description Of Part	Item	Part No.	Qty.	Description Of Part
1	8068-5085	1	STEERING VALVE ASSY, (includes all items)	8	8859-1204	4	O-RING
2	8098-3198	1	STEER VALVE ASSY, (includes items 2 thru 6)	9	7713-3089	1	MINI-CHECK COUPLING, (includes item 10)
3	8098-4091	1	AIR PILOT VALVE ASSY	10	8376-3056	1	VITON O-RING, (lubricate lightly)
4	8098-4092	A/R	AIR PILOT VALVE SEAL KIT	11	8866-2371	1	ELBOW, 90 DEGREES, (swivel nut)
	8098-4458	2	RELIEF VALVE ASSY	12	8063-3113	1	SPECIAL BRANCH TEE
	9120-4190	A/R	RELIEF VALVE SEAL KIT	13	8866-2301	2	CONNECTOR, (includes item 8)
5	8098-4096	1	FOUR-WAY VALVE ASSY	14	8866-2346	1	RUN TEE, (includes item 8)
	8098-4097	A/R	FOUR-WAY VALVE SEAL KIT	15	8688-3074	1	MALE ELBOW, 90 DEGREES
6	8098-4093	2	MALE ELBOW, 90 DEGREES				NOTE: ONLY ITEMS WITH PART NUMBERS ARE AVAILABLE FOR SERVICE.
7	8866-2321	1	STRAIGHT THREAD LONG CONNECTOR, (includes item 8)				



Item	Part No.	Qty.	Description Of Part
1	8395-3230	1	DRAG LINK ASSY, (includes all items)
	8395-4117	1	VERTICAL SOCKET ASSY, (includes items 3 & 4)
2	8395-4116	1	SHAFT
3	8395-4124	2	DUST COVER
4	7738-4760	2	HEX CASTLE NUT, 7/8-14
5	8395-4125	1	CLAMP ASSY

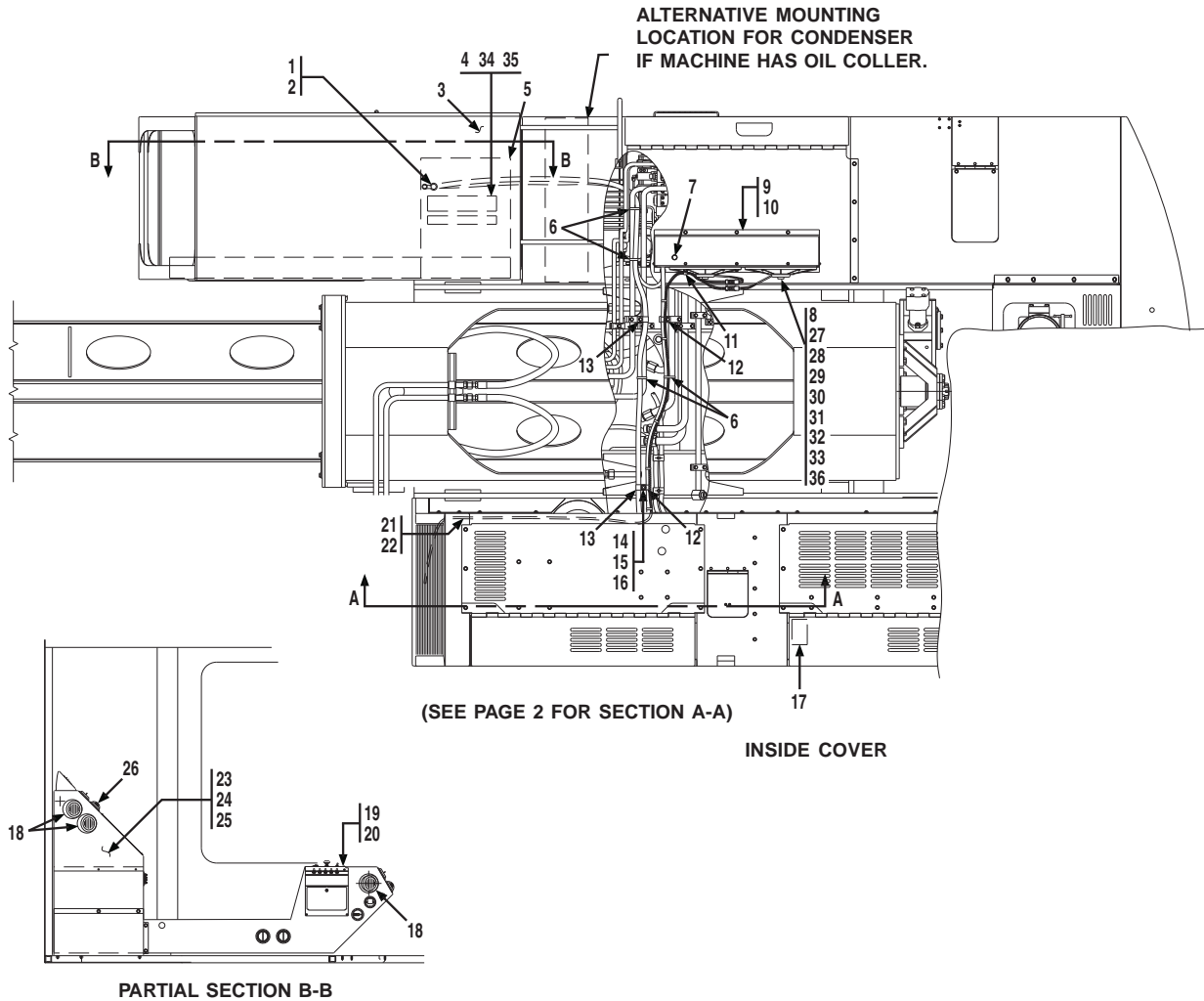


Item	Part No.	Qty.	Description Of Part
1	8395-3233	1	DRAG LINK ASSY, (includes all items)
	8395-4122	1	VERTICAL SOCKET ASSY, (includes items 3 & 4)
2	8395-4123	1	SHAFT
3	8395-4124	2	DUST COVER
4	7738-4760	2	HEX CASTLE NUT, 7/8-14
5	8368-4216	1	CLAMP ASSY

Air Conditioner - (Upperstructure)	8096-5037
Air Filter Restriction Gauge - (Undercarriage)	8368-5237
Air Seat - (Undercarriage)	7738-5126
Alternator, 105 Amp - (Undercarriage)	7738-3358 & 8395-3080
Auxiliary Fan Installation - (Upperstructure)	8096-5015
Auxilliary Hydraulic Valve Field Installation - (Upperstructure)	8093-5038
Auxilliary Oil Cooler - (Upperstructure)	8067-5006
Auxilliary Oil Cooler	8067-5027
Battery, Additional - (Upperstructure/Undercarriage)	8096-5017
Battery Disconnect Switch Installation	8067-5018
Cold Start - (Upperstructure)	8096-5018
Cold Start - (Undercarriage)	8096-5029
Cold Start	8096-5049
Engine Alarm - (Undercarriage)	8368-5220
Engine Block Heater - (Upperstructure)	8067-5010
Engine Block Heater - (Undercarriage)	8068-5048
Engine Shutdown - (Undercarriage)	8068-5078
Engine, HI-HP Power Unit, Optional - (Undercarriage)	8068-5034
Engine, HI-HP Power Unit Installation - (Undercarriage)	8068-5039
Floodlights - (Upperstructure)	8066-5001
Four-Line Hose Trough - (Upperstructure)	8062-5012
Four-Line Hose Trough - (Upperstructure)	8062-5013
Hatch Installation - (Upperstructure)	8096-5006
Lexan Glass Installation - (Upperstructure/Undercarriage)	8096-5035
Operating Decal	8091-3019 & 8091-3079
Operating Decal	8091-3041 & 8091-3080
Operating Decal	8091-3042 & 8091-3082
Rear Tow Hooks - (Undercarriage)	8368-5243
Rear Tow Hooks - (Upperstructure)	8068-5031
Seat Belt - (Upperstructure/Undercarriage)	8688-3173
Seat Belt - (Upperstructure/Undercarriage)	9103-3029
Spark Arrestor - (Undercarriage)	8368-5140
Spark Arrestor - (Upperstructure)	8067-5015
Stereo, AM/FM Cassette - (Upperstructure)	8096-5038
Strobe Light - (Undercarriage)	8068-5079

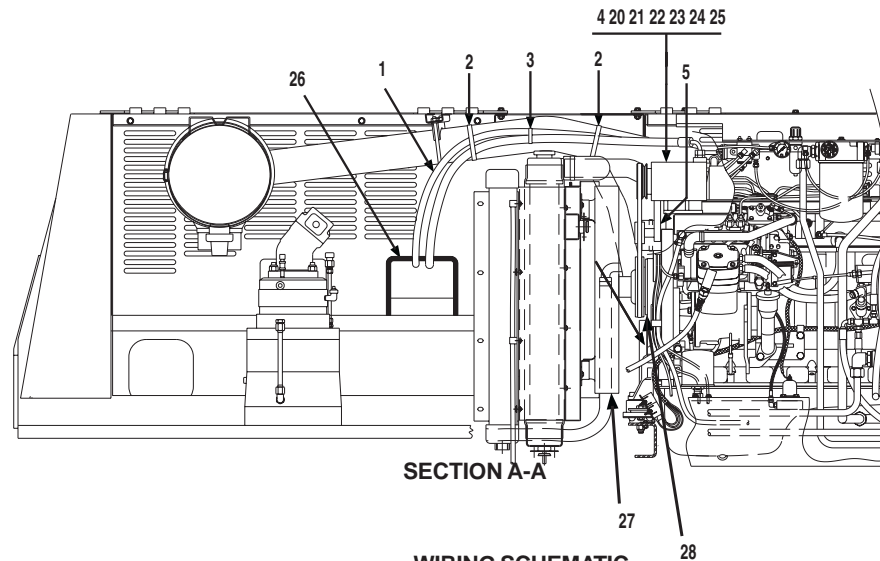
* - Added HI-HP Power Unit Installation to section.

Turbo II Precleaner - (Undercarriage)	8395-9010
Two-Line Hose Trough - (Upperstructure)	8062-5007
Vandal Covers - (Upperstructure)	8096-5021
Vandal Covers - (Undercarriage).....	8368-5291
Wiper/Washer - (Upperstructure)	8096-5013

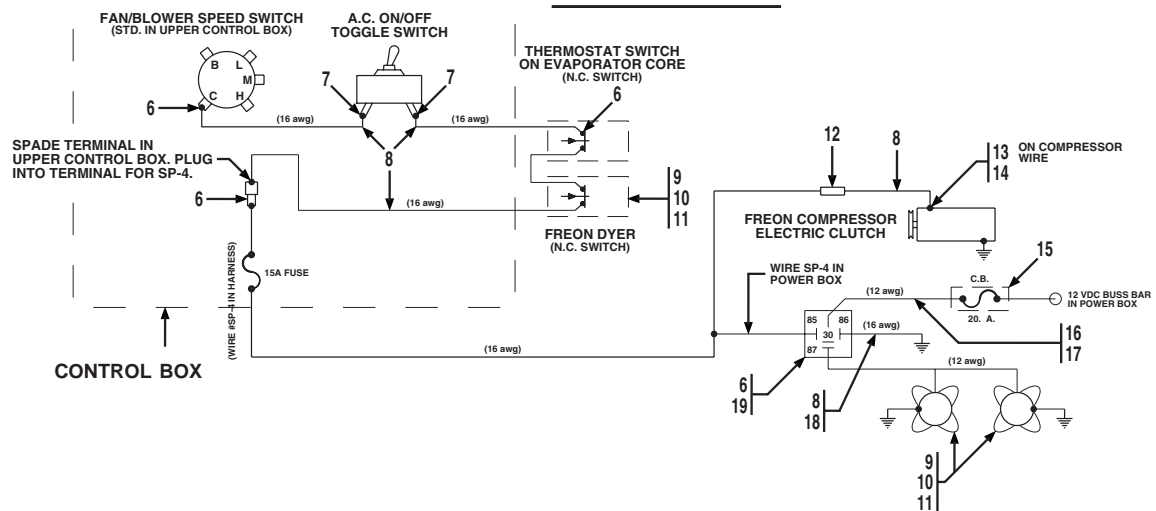


Item	Part No.	Qty.	Description Of Part	Item	Part No.	Qty.	Description Of Part
	8096-5037	1	AIR CONDITIONER INSTALLATION, (includes all items on pages 8096-5037-1 & 8096-5037-2)	15	8850-1006	1	HEX NUT, 3/8-16
1	8656-1279	1	GROMMET, 1-3/8	16	8855-1011	1	LOCKWASHER, 3/8
2	8696-1044	1	GROMMET, 1	17	8096-3221	1	CHARGE DECAL
3	8096-5015	1	DEFROSTER FAN INSTALLATION, (see page 8096-5015 in this section for details)	18	8096-3115	3	SLANT DUCT
*4	8096-3089	1	AIR CONDITIONING EVAPORATOR KIT, (includes items 34 & 35 & all items on page 8096-3089)	19	7738-3470	1	BOOT
5	8096-3073	Ref	HEATER ASSY, (see page UP3-7 for details)	20	7738-3467	1	TOGGLE SWITCH
6	9002-7187	4	TIEWRAP	21	8096-3260	1	A/C HARNESS
7	8096-3026	1	PLASTIC PLUG	22	8668-3122	8	TIEWRAP
8	8096-3306	1	CONDENSER KIT (includes items 27 thru 33, 36)	23	8096-1150	1	AIR CONDITIONER DUCT
9	7714-3003	6	WHIZ-LOK SCREW, 5/16-18	24	8832-1030	5	SELF TAPPING SCREW, #10-24X1/2
10	7714-3006	6	WHIZ-LOK NUT, 5/16-18	25	9020-0755	A/R	WEATHERSTRIP
11	8594-1016	1	P CLAMP	26	8096-3025	2	BALL LOUVE
12	9104-3147	2	SUPPORT CLAMP	27	8096-3232	1	CONDENSER
13	8068-3013	2	SUPPORT CLAMP	28	8096-3233	2	FAN W/MOTOR
14	8820-1035	1	HEX HDCAPSCREW, 3/8-16X1, GR5	29	8096-3234	1	DRIER
				30	8096-3124	1	DRIER BRACKET
				31	8096-3235	2	FAN MOUNTING TABS
				32	8096-6064	1	CONDENSER BOX WELD
				33	8096-1337	1	CONDENSER LID
				34	8096-3090	1	EVAPORATOR CORE
				35	8096-3091	1	EXPANSION VALVE
				36	8096-4077	2	HARD LINE

* - Revised note on item 4.



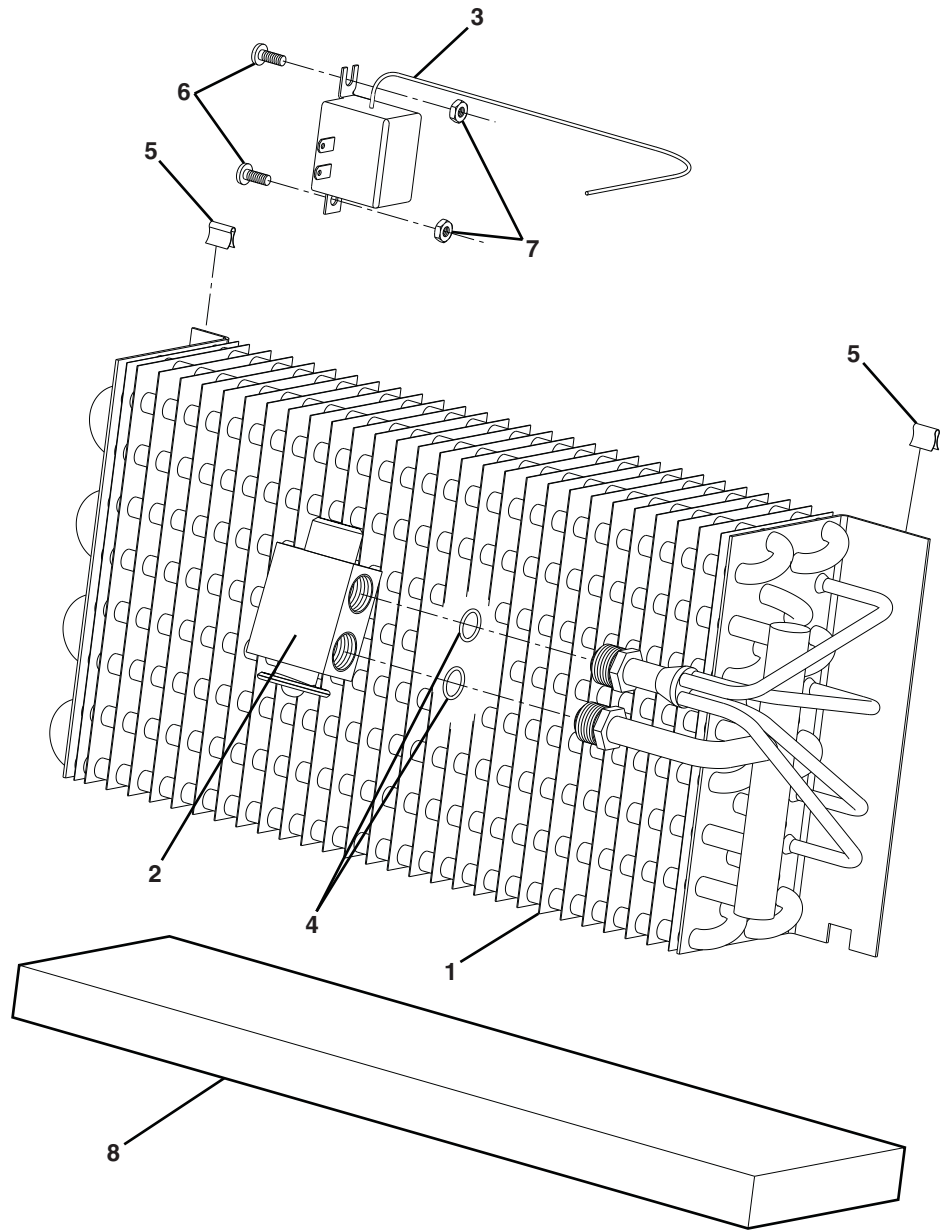
SECTION A-A



WIRING SCHEMATIC

Item	Part No.	Qty.	Description Of Part	Item	Part No.	Qty.	Description Of Part
	8096-5037	1	AIR CONDITIONER INSTALLATION, (includes all items on pages 8096-5037-1 & 8096-5037-2)	13	8698-3193	1	MALE BULLET TERMINAL
1	8096-3215	1	HOSE KIT	14	7716-3105	1	FEMALE BULLET TERMINAL
2	8366-4133	2	TIEWRAP	15	8698-3041	1	CIRCUIT BREAKER, (20 amp)
3	8668-3122	1	TIEWRAP	16	8666-1170	AR	12 AWG WIRE, (red)
4	8096-3202	1	COMPRESSOR KIT, (includes items 20 thru 25)	17	8698-3190	1	#10 RING TERMINAL, (12 awg wire)
5	8096-6041	1	IDLER ARM WELDMENT	18	8698-3188	1	#10 RING TERMINAL, (16 awg wire)
6	7716-3102	8	FEMALE SPADE, 1/4	19	7738-3410	1	S.P.D.T. RELAY, (30 amp)
7	8348-3075	2	RING TERMINAL, #6	20	8096-3227	1	COMPRESSOR
8		AR	16 AWG WIRE, (black)	21	8096-3228	1	MOUNT & DRIVE
9	8096-3058	3	SHROUD CONNECTOR, 2-POSITION	22	8096-3128	1	COMPRESSOR BELT
10	8096-3069	6	MALE PIN	23	8096-3229	1	BACKSIDE IDLER
11	8096-3066	6	CABLE SEAL, (grey)	24	8096-3230	1	BUTTON HD BOLT
12	8668-3480	1	INSULATED BUTT CONNECTOR	25	8096-3231	1	TRINARY SWITCH
				*26		20"	FLEX GUARD
				*27	8097-6051	1	FAN GUARD
				*28	8395-3240	1	DRIVE PULLEY

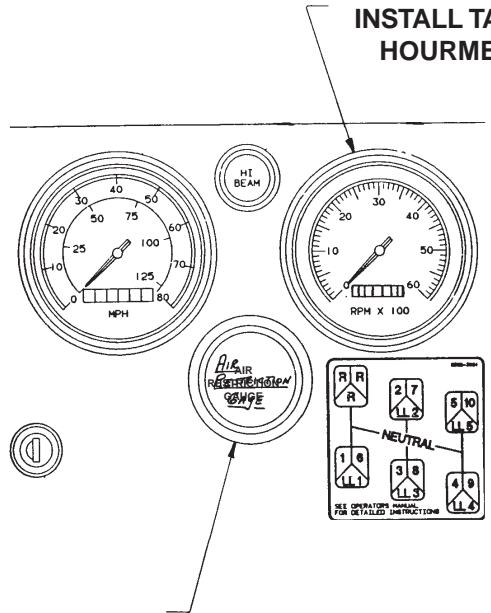
* - Added items 26, 27 & 28.



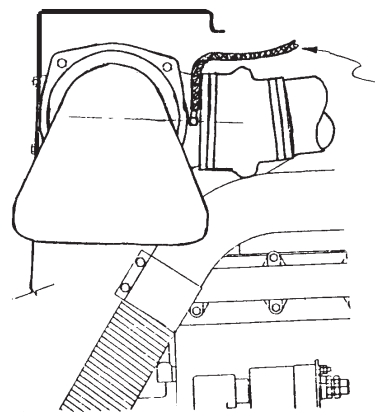
PAD4650

Item	Part No.	Qty.	Description Of Part
	8096-3089	1	AIR CONDITIONING EVAPORATOR KIT, (includes all items)
1	8096-3090	1	EVAPORATOR CORE
2	8096-3091	1	EXPANSION VALVE
3	8096-3092	1	THERMOSTAT SHUT-OFF SWITCH
4	8036-3103	2	O-RING
5	8096-3310	2	SPRING CLIP
6	8830-1193	2	ROUND HEAD MACHINE SCREW, #10-32X1/2, GR8
7	8850-1613	2	HEX NUT, #10-32
8	8036-3108	1	DRAIN PAD
9	8036-3109	1	CORK TAPE, (not illustrated)

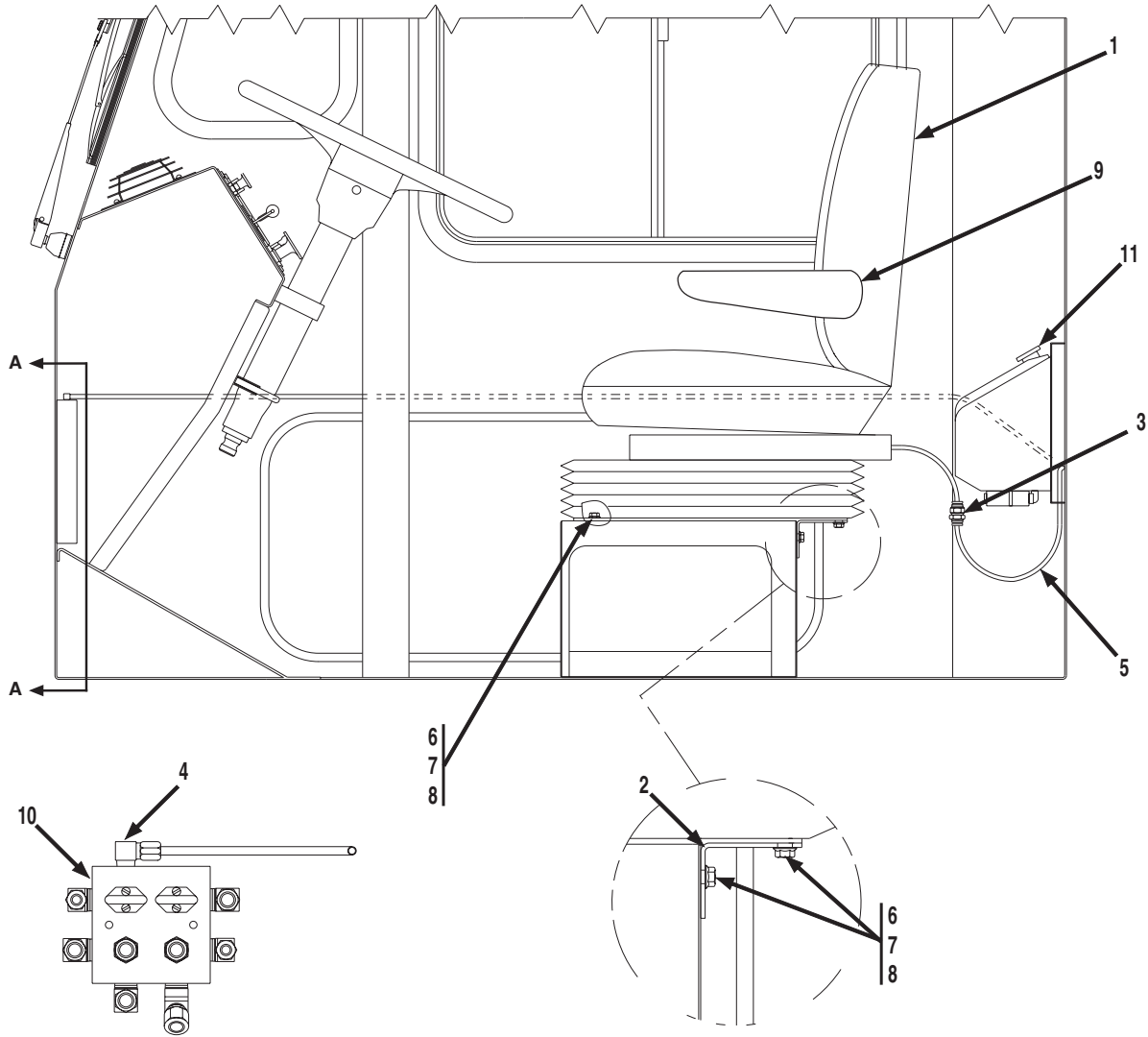
**INSTALL TACHOMETER WITH
HOURMETER #8664-1467**



**REMOVE HOURMETER AND INSTALL
AIR RESTRICTION GAUGE #7738-3536**



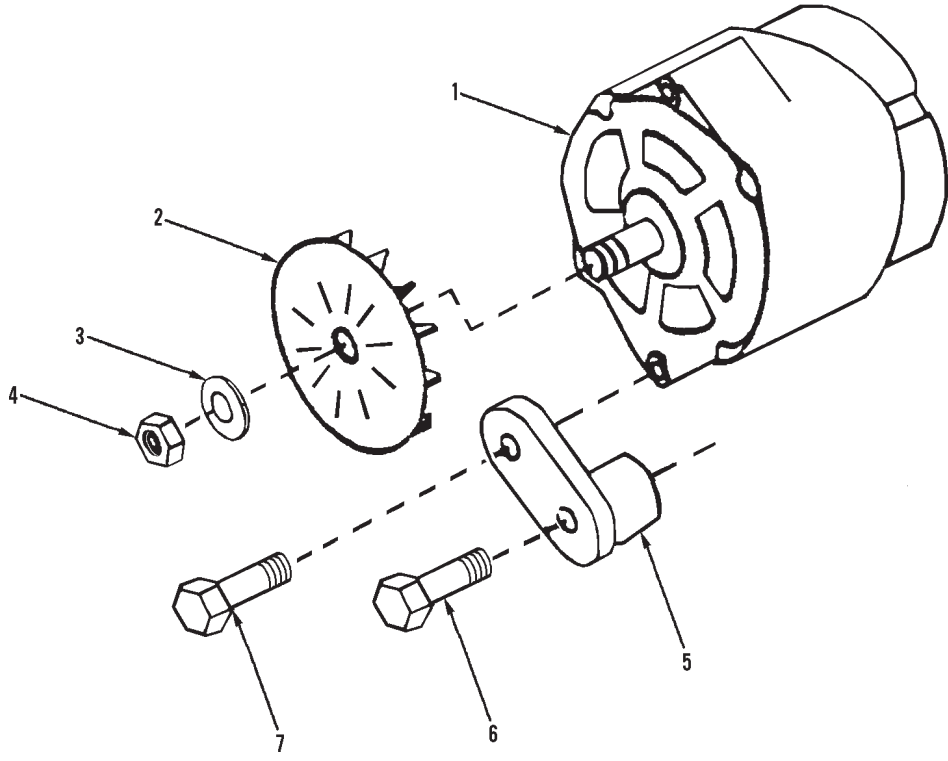
**REMOVE RESTRICTION
GAUGE AND HOSE TO
GAUGE ON DASH USING
FITTING & TUBE SUPPLIED
WITH GAUGE**



SECTION VIEW A-A

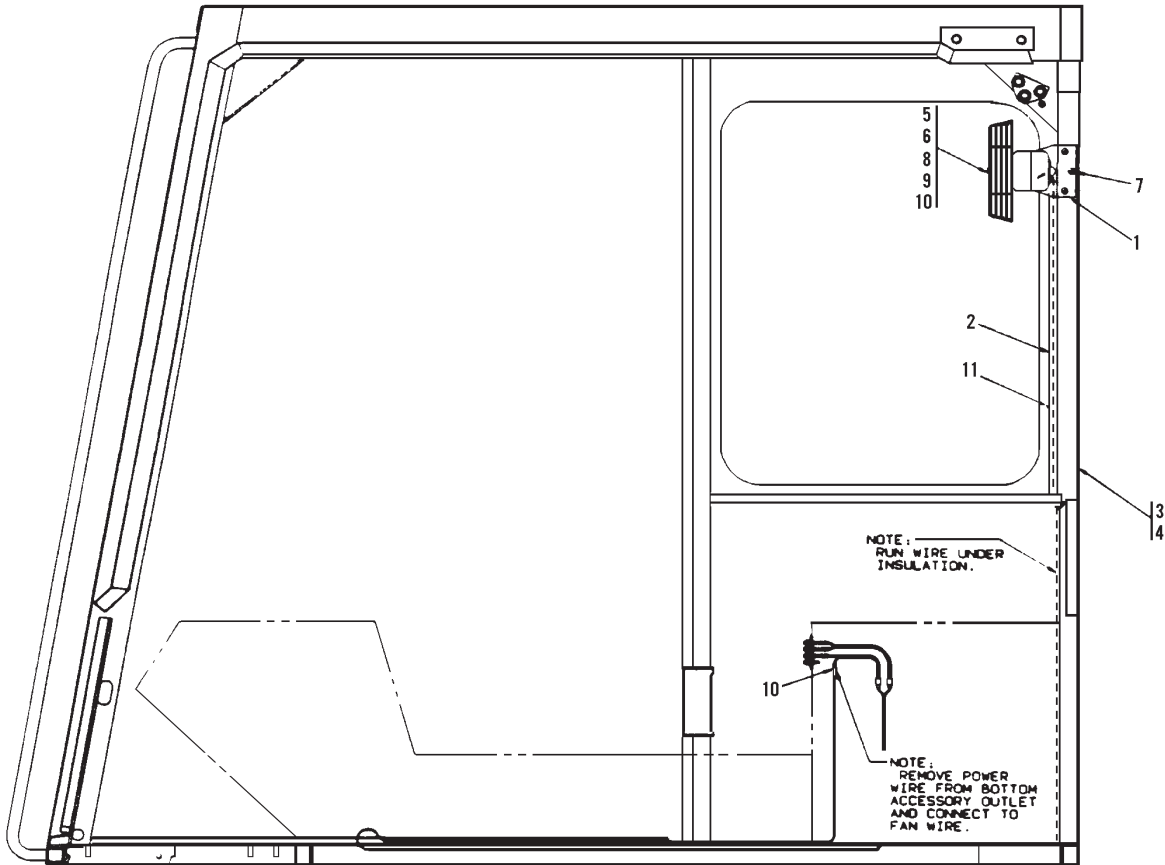
Item	Part No.	Qty.	Description Of Part	Item	Part No.	Qty.	Description Of Part
	7738-5126	1	AIR SEAT INSTALLATION, (includes items 1 thru 8)	6	8820-1020	6	HEX HD CAPSCREW, 5/16-18X1, GR5
1	7738-3526	1	AIR SEAT	7	8850-1005	6	HEX NUT, 5/16-18
2	7738-1460	1	EXTENSION BRACKET	8	8855-1010	6	LOCKWASHER, 5/16
3	8038-3277	1	BRASS AIR BULKHEAD FITTING, 1/4X1/4	9	7738-3360	1	ARM REST KIT, (optional)
4	8367-1138	1	ELBOW, 90 DEGREES, 1/4-18X1/4	10		Ref	MANIFOLD ASSY, (see page UN 6-1 & UN 6-2 for details)
5		AR	NYLON TUBE, 1/4 O.D.	11		Ref	WASHER BOTTLE ASSY, (see page UN 7-8 for details)

* - Revised illustration and parts list.

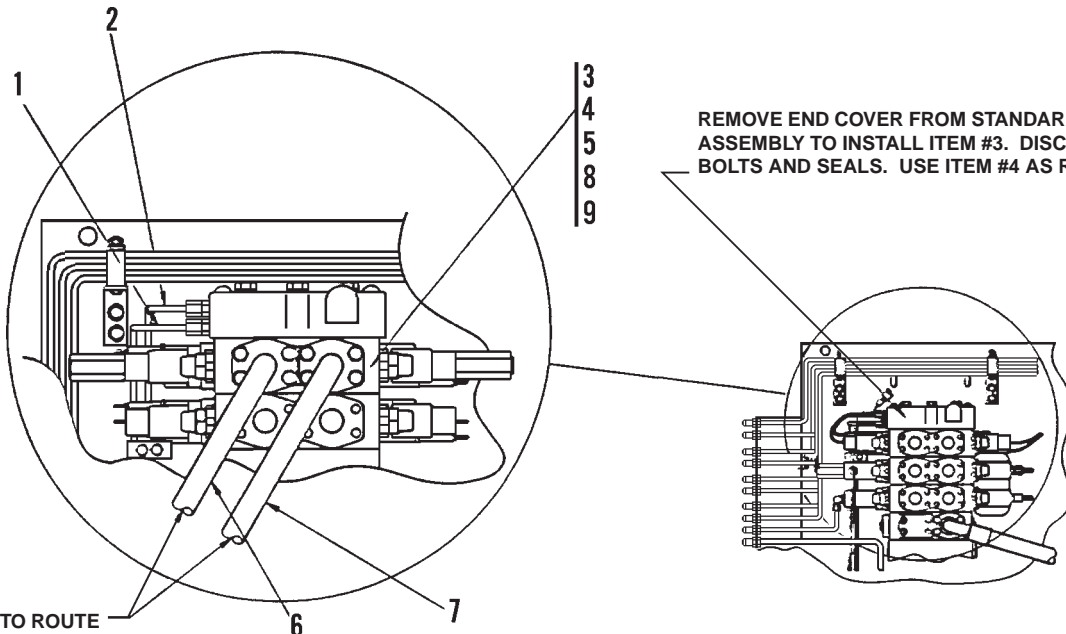


Item	Part No.	Qty.	Description Of Part
	7738-3358	Ref	105 AMP ALTERNATOR, (includes items 1, 3, 4)
	8395-3380	Ref	MOUNTING BRACKET KIT, (includes items 5,6,7)
1		1	ALTERNATOR
2	7738-3845	1	FAN
3		1	WASHER
4		1	HEX NUT
5		1	ALTERNATOR BRACE
6		1	HEX HD CAPSCREW, M8-1.25X45
7		1	HEX HD CAPSCREW, M10-1.5X25

* - Revised parts list & Illustration
 PM



Item	Part No.	Qty.	Description Of Part
	8096-5015	1	AUXILIARY FAN INSTALLATION COMPONENTS, (includes all items)
1	8096-1143	1	FAN BRACKET
2	8096-1142	1	WIRING DUCT
3	8096-5001	Ref	CAB ASSY, (remote)
4	8096-5002	Ref	CAB ASSY, (crawler)
5	9020-0680	1	FAN, (2 speed)
6	8830-1090	4	ROUND HD MACHINE SCREW, #10-24X1/2
7	8832-1051	3	SELF-TAPPING SCREW, 1/4-20X1
8	8850-1612	4	HEX NUT, #10-24
9	8855-1007	4	LOCKWASHER, #10
10	8668-3480	2	BUTT CONNECTOR
11		Ref	WIRE, 16 GA.



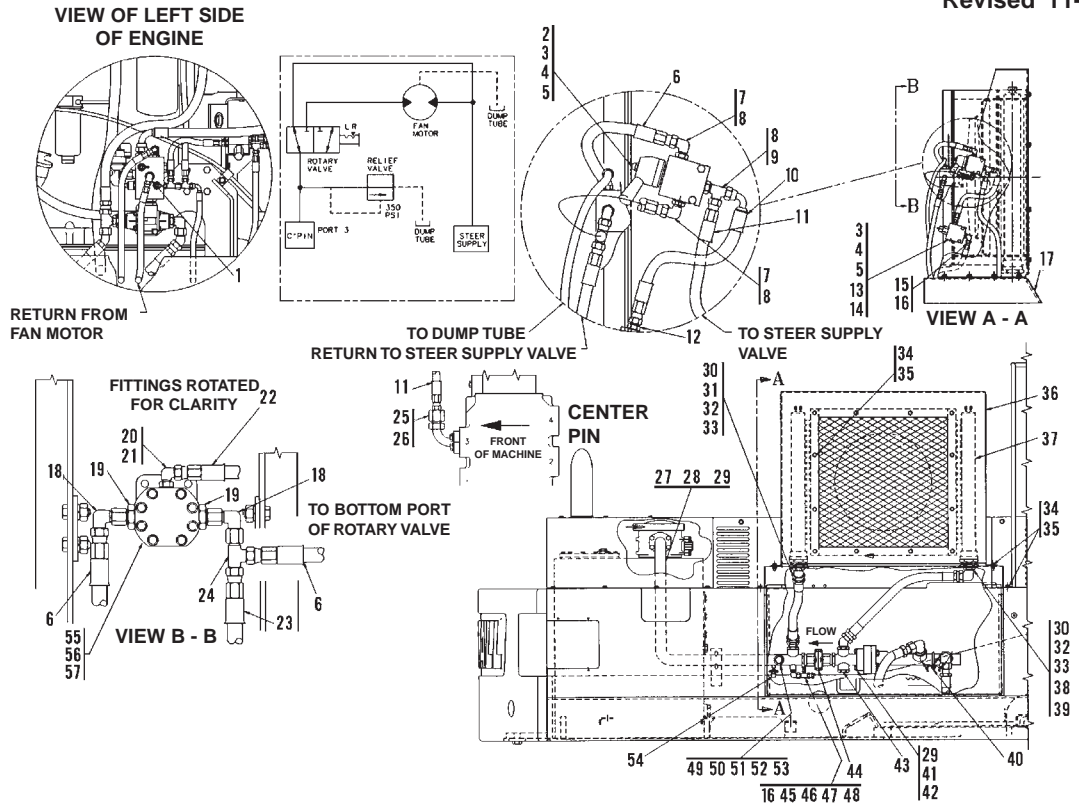
TUBES & HOSES TO ROUTE OIL TO THE END OF THE BOOM ARE SUPPLIED IN FOUR-LINE HOSE TROUGH KIT, #8062-5012

NOTE!
 TORQUE END COVER BOLTS, (ITEM #5) AS FOLLOWS: TORQUE A, B & C TO 25 TO 30 FT. LBS.; THEN REPEAT SEQUENCE, BRINGING FINAL TORQUE TO 55 TO 60 FT. LBS.

NOTE:
 THE FOLLOWING ITEMS ARE ALSO INCLUDED IN 8093-5038 AUXILIARY HYDRAULIC FIELD INSTALLATION KIT:
 8698-3187 RING TERMINAL
 2477-1004 HORN BUTTON
 8091-3038 JOYSTICK DECAL
 8091-3039 AUX. DECAL, (REMOTE ONLY)
 8091-3040 AUX. DECAL, (CRAWLER ONLY)
 (INSTALLATION INSTRUCTIONS ARE INCLUDED)

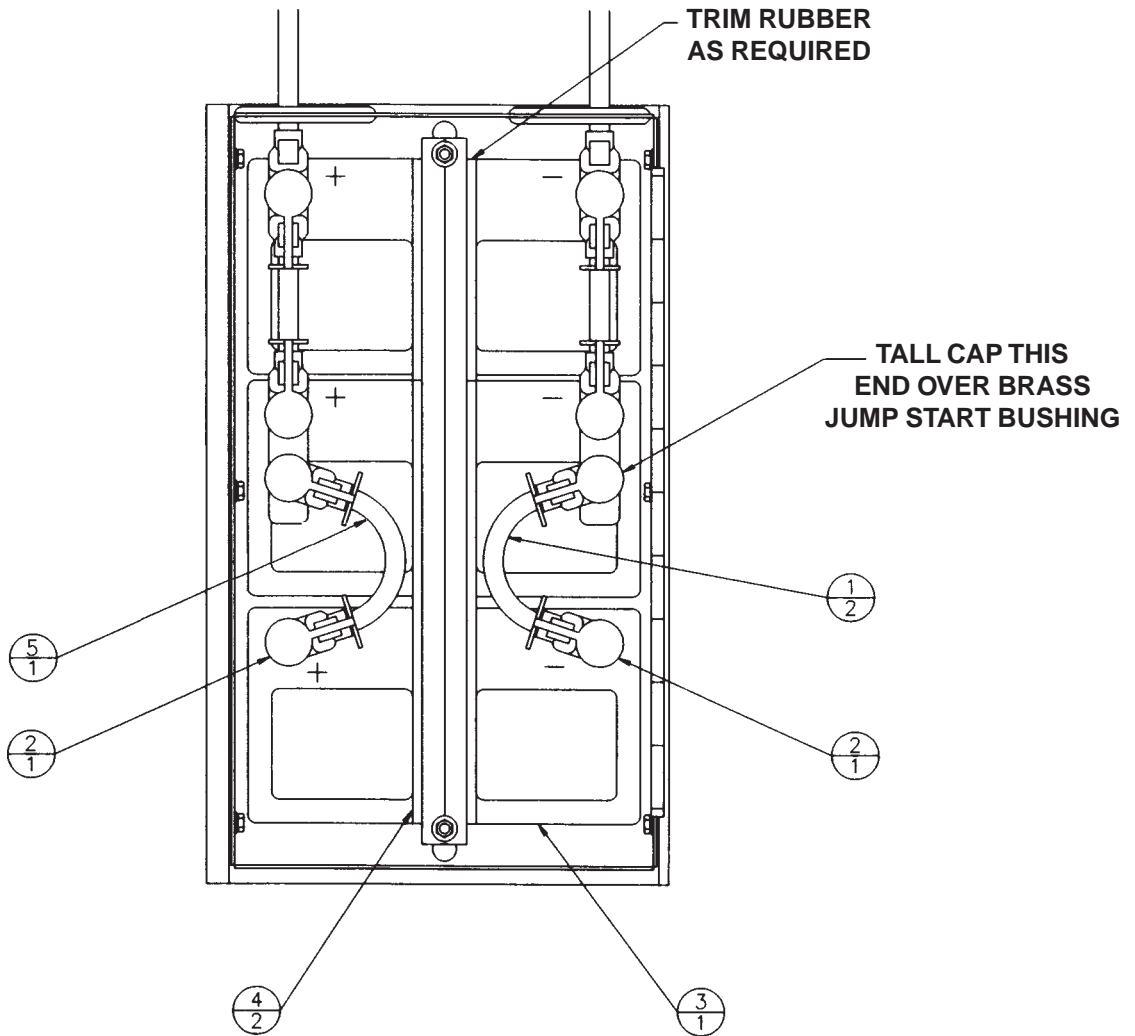
Item	Part No.	Qty.	Description Of Part
	8093-5038	1	AUXILIARY HYDRAULIC FIELD INSTALLATION KIT, (includes items 1 thru 5)
1	8093-3093	1	TUBE ASSY
2	8093-3094	1	TUBE ASSY
3		1	AUXILIARY VALVE SECTION ASSY, (see page UP4-39 for details)
4	8093-4481	3	SECTION SEAL KIT
5	8093-4483	3	VALVE SECTION BOLT
6	8063-3052	1	TUBE ASSY
7	8063-3053	1	TUBE ASSY
*8	8063-4064	2	O-RING
*9	8063-4065	2	SEAL RING

* - Added items 8 & 9.

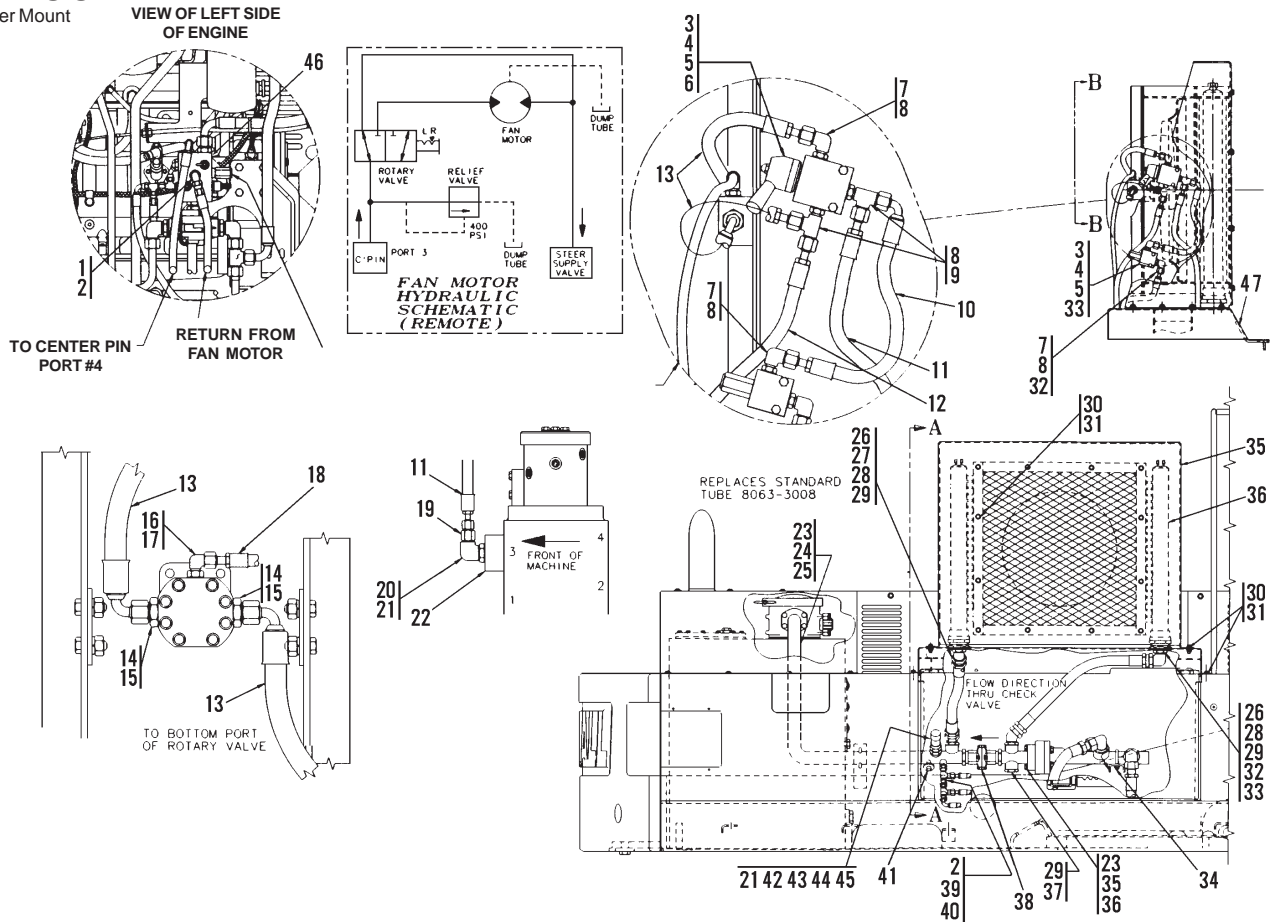


Item	Part No.	Qty.	Description Of Part	Item	Part No.	Qty.	Description Of Part
	8067-5006	1	AUXILIARY OIL COOLER INSTALLATION COMPONENTS, (includes all items except items 49 thru 54)	28	8067-3015	1	TUBE ASSY
1	9108-3222	1	ELBOW, 90 DEGREES	29	7736-3038	2	O-RING
2	8093-3151	1	ROTARY VALVE	30	8093-1032	2	ADAPTER
3	8820-1009	4	HEX HD CAPSCREW, 1/4-20X2, GR5	31	8471-8349	1	HOSE ASSY
4	8850-1616	4	HEX NUT, 1/4-20	32	8866-2090	3	ELBOW, 45 DEGREES, (includes item 33)
5	8855-1009	4	LOCKWASHER, 1/4	33	8859-1210	5	O-RING
6	7713-3406	2	HOSE ASSY	34	8097-3025	26	WHIZ-LOK SCREW, 3/8-16X1
7	8866-2064	2	ELBOW, 90 DEGREES, (includes item 8)	35	7714-3014	26	WHIZ-LOK NUT, 3/8-16
8	8859-1204	3	O-RING	36	8093-1031	1	OIL COOLER MOUNT
9	8866-2139	1	RUN TEE, (includes item 8)	*37	8093-3159	1	OIL COOLER, (includes items 55 thru 57)
10	8471-8349	1	HOSE ASSY	38	8471-8433	1	HOSE ASSY
11	8471-7522	1	HOSE ASSY	39	8866-2070	1	ELBOW, 90 DEGREES, (includes item 33)
12	8866-1009	1	MALE CONNECTOR, 3/8X3/8 TUBE	40	8094-1139	1	TUBE SUPPORT
13	9103-3128	1	RELIEF VALVE	41	8093-3154	1	SHORT TUBE
14	8871-1282	1	SOCKET HD PIPE PLUG, 1/8	42	8859-1115	1	O-RING
15	8471-8201	1	HOSE ASSY	43	8866-2180	1	HEX PLUG, (includes item 33)
16	8866-1109	2	MALE ELBOW, 90 DEGREES, 3/8X3/8 TUBE	44	8093-3153	1	CHECK VALVE
17	8067-6014	1	VALVE COVER	45	8866-1341	1	TUBE END REDUCER, 1/2 TUBE X 3/4 TUBE
18	8866-2105	2	ELBOW, 90 DEGREES, (swivel nut)	46	8866-2103	1	ELBOW, 90 DEGREES, (swivel nut)
19	9108-3306	2	STRAIGHT ADAPTER	47	8866-2240	1	SWIVEL NUT RUN TEE, 3/8
20	8866-2062	1	ELBOW, 90 DEGREES, (includes item 21)	48	8866-1406	1	HEX NUT, 1/2 TUBE
21	8859-1202	1	O-RING	49	8866-2027	1	CONNECTOR, (includes item 53)
22	8471-7834	1	HOSE ASSY	50	8859-1209	1	O-RING
23	8471-8277	1	HOSE ASSY	51	8345-1129	1	MALE COUPLING, (quick disconnect)
24	8866-2239	1	SWIVEL NUT RUN TEE, 3/8 TUBE	52	8362-3026	1	DUST CAP
25	8866-1408	1	HEX NUT, 3/4 TUBE	53	8859-1207	1	O-RING
26	8866-1345	1	TUBE END REDUCER, 3/4 TUBE X 3/8 TUBE	54	8093-3060	1	PRESSURE SWITCH
27	8063-4066	1	O-RING	*55	8093-4583	1	FAN
	8063-4067	1	SEAL RING	*56	8093-4584	1	BUSHING
				*57	8093-4573	1	FAN MOTOR

* - Added items 55, 56 & 57 to illustration & parts list; added inclusion note to item 37.

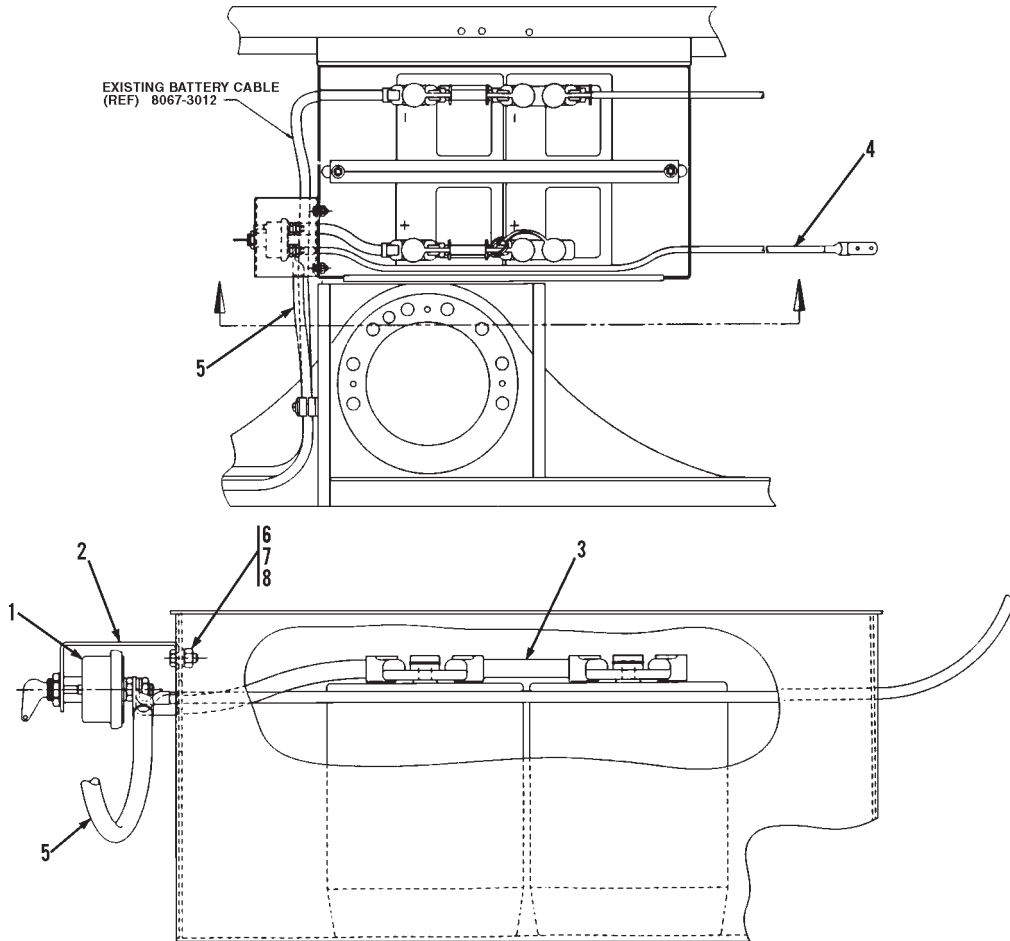


Item	Part No.	Qty.	Description Of Part
	8096-5017	1	ADDITIONAL BATTERY INSTALLATION COMPONENTS, (includes all items)
1	8097-3048	1	BATTERY CABLE
2	7738-3567	2	NUT
3	8097-3021	1	BATTERY
4	8097-3041	2	RUBBER GUARD
5	8097-3058	1	BATTERY CABLE

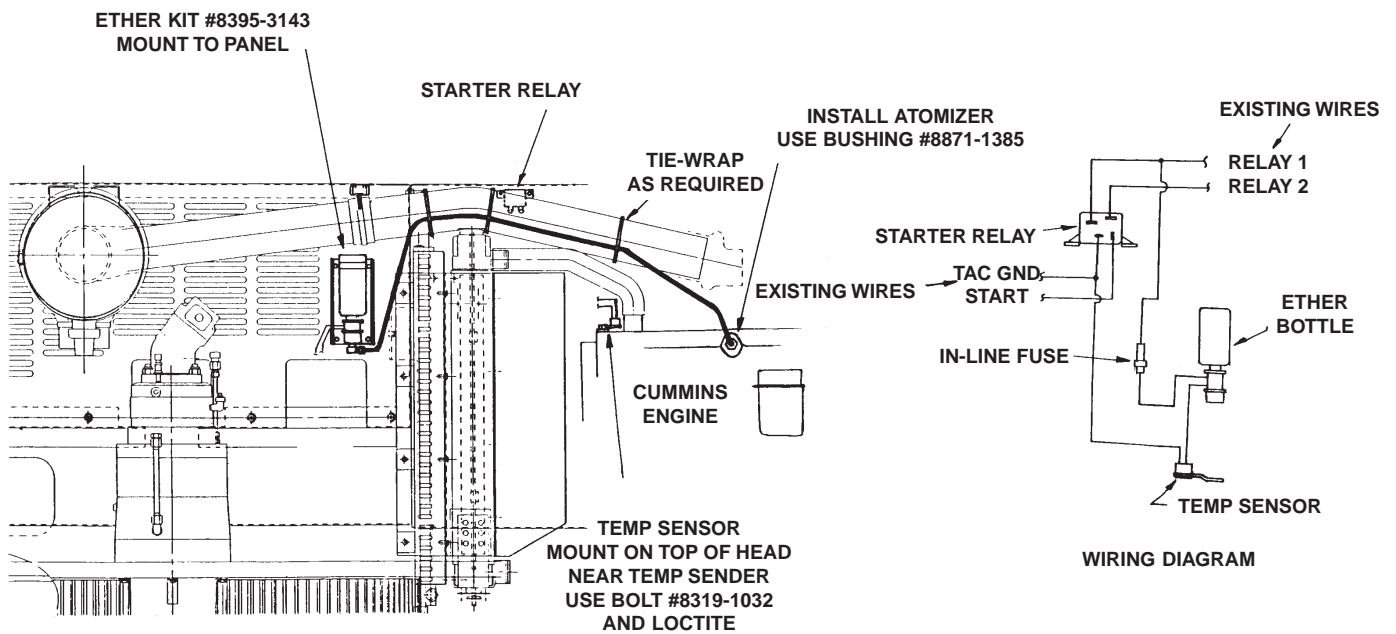


Item	Part No.	Qty.	Description Of Part	Item	Part No.	Qty.	Description Of Part
1	8067-5027	1	AUXILIARY OIL COOLER INSTALLATION, (includes all items except	22	8063-3131	1	IN-LINE FLANGE ADAPTER
	8866-2432	1	ELBOW, 90 DEGREES, (includes item 2)	23	7736-3038	2	O-RING
2	8859-1205	2	O-RING	24	8067-3015	1	TUBE ASSY
3	8820-1009	4	HEX HD CAPSCREW, 1/4-20X2, GR5	25	8063-4066	1	SEAL RING
4	8855-1009	4	LOCKWASHER, 1/4	26	8093-1032	2	ADAPTER
5	8850-1616	4	HEX NUT, 1/4-20	27	8471-8853	1	HOSE ASSY
6	8093-3151	1	ROTARY VALVE	28	8866-2090	3	ELBOW, 45 DEGREES, (includes item 29)
7	8866-2329	3	ELBOW, 90 DEGREES, (includes item 8)	29	8859-1210	5	O-RING
8	8859-1204	5	O-RING	30	8097-3025	26	WHIZ-LOK SCREW, 3/8-16X1
9	8866-2346	2	RUN TEE	31	7714-3015	26	WHIZ-LOK NUT, 3/8-16
10	8471-8778	1	HOSE ASSY	32	8471-8433	1	HOSE ASSY
11	8471-8797	1	HOSE ASSY	33	8093-3332	1	RELIEF VALVE
12	8471-8800	2	HOSE ASSY	34	8094-1139	1	TUBE SUPPORT
13	8471-8839	2	HOSE ASSY	*35	8093-6013	1	OIL COOLER MOUNT
14	8866-2431	2	CONNECTOR, (includes item 15)	36	8093-3159	1	OIL COOLER
15	8859-1206	2	O-RING	37	8866-2180	1	HEX HD PLUG, (includes item 29)
16	8866-2445	1	ELBOW, 90 DEGREES, (includes item 17)	38	8093-3153	1	CHECK VALVE
17	8859-1202	1	O-RING	39	8866-2446	2	SWIVEL NUT RUN TEE
18	8471-8604	1	HOSE ASSY	40	8866-2310	1	CONNECTOR, (includes item 2)
19	8866-2479	1	REDUCING BUSHING	41	8093-3060	1	PRESSURE SWITCH
20	8866-2436	1	ELBOW, 90 DEGREES, (includes item 21)	42	8866-2027	1	CONNECTOR, (includes item 21)
21	8859-1207	2	O-RING	43	8859-1209	1	O-RING
				44	8345-1129	1	QUICK DISCONNECT COUPLING
				45	8362-3026	1	DUST CAP
				46		Ref	VALVE ASSY, (see page UP4-9 for details)
				*47	8067-6027	1	VALVE COVER

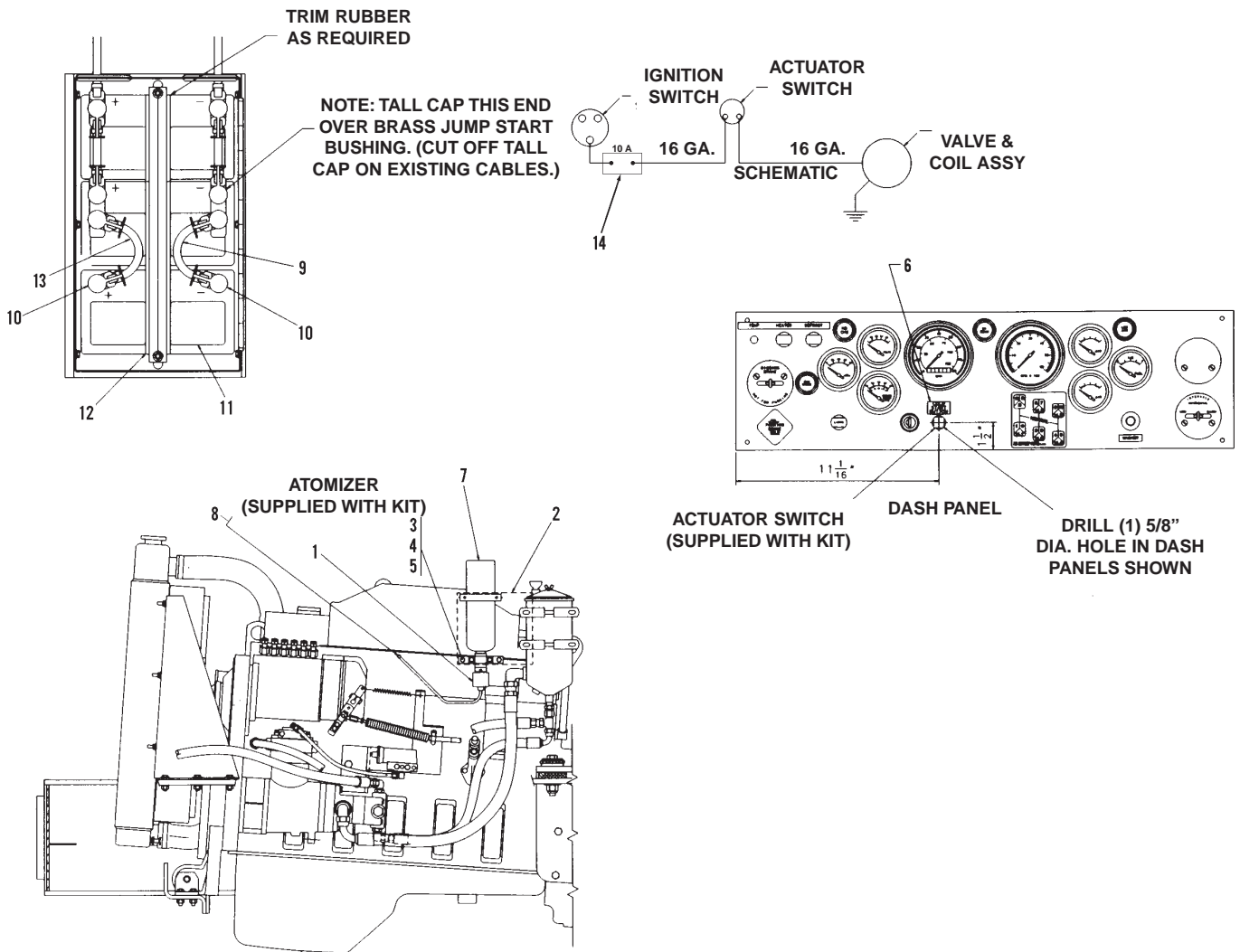
* - Revised illustration; changed part number on item 35; added item 47 to parts list.



Item	Part No.	Qty.	Description Of Part
	8067-5018	1	BATTERY DISCONNECT SWITCH INSTALLATION (includes all items)
1	7738-3441	1	BATTERY DISCONNECT SWITCH W/KEY
2	7738-1804	1	SWITCH BRACKET
3	8067-3018	1	BATTERY CABLE
4	8067-3019	1	POWER CABLE
5	8067-3020	1	POWER CABLE
6	8820-1018	2	HEX HD CAPSCREW, 5/16-18X3/4, GR5
7	8855-1010	2	LOCKWASHER, 5/16
8	8850-1305	2	HEX NUT, 5/16

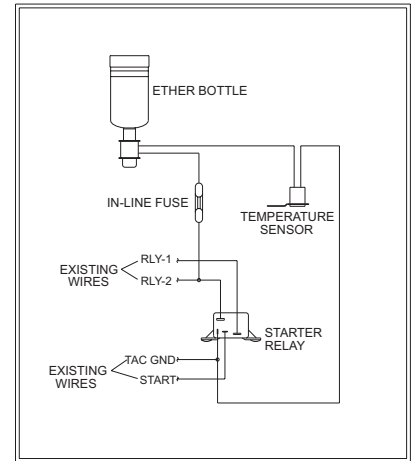
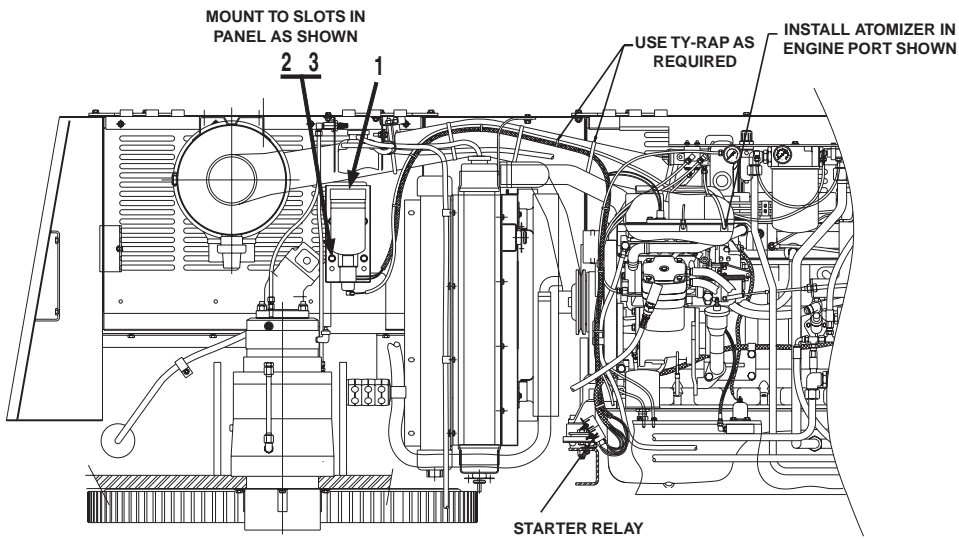
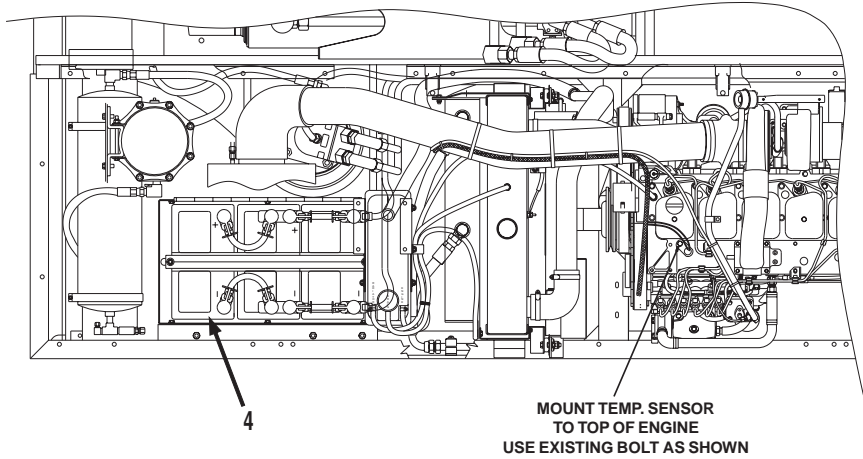


NOTE: INSTALLATION ALSO INCLUDES 3rd BATTERY #8096-5017



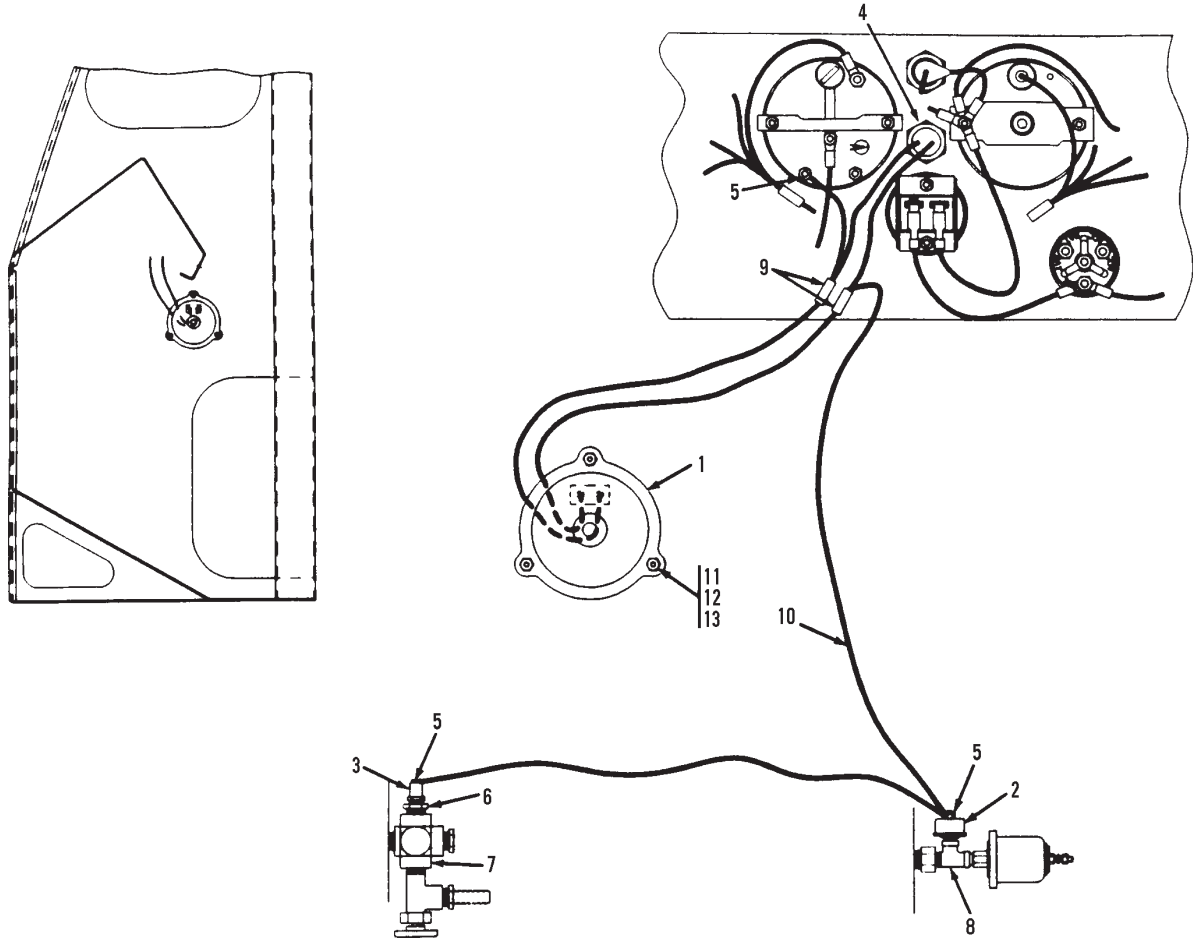
Item	Part No.	Qty.	Description Of Part
	8096-5029	1	COLD START INSTALLATION, (includes all items)
1	8395-3027	1	ETHER START KIT
2	8368-1923	1	MOUNTING BRACKET
3	8820-1005	4	HEX HD CAPSCREW, 1/4-20X1, GR5
4	8850-1004	4	HEX NUT, 1/4-20
5	8855-1009	4	LOCKWASHER, 1/4
6	9103-3251	1	DECAL
7	8395-3028	1	ETHER CYLINDER
8	8871-1380	1	REDUCING BUSHING, 1/4X1/8
9	8097-3048	1	BATTERY CABLE, (negative)
10	7738-3567	2	NUT
11	8097-3021	1	BATTERY
12	8097-3041	2	RUBBER GUARD
13	8097-3058	1	BATTERY CABLE, (positive)
*14	9103-3111	1	CIRCUIT BREAKER

* - Changed part number on item 14.
MPC 4398-GP



WIRING DIAGRAM

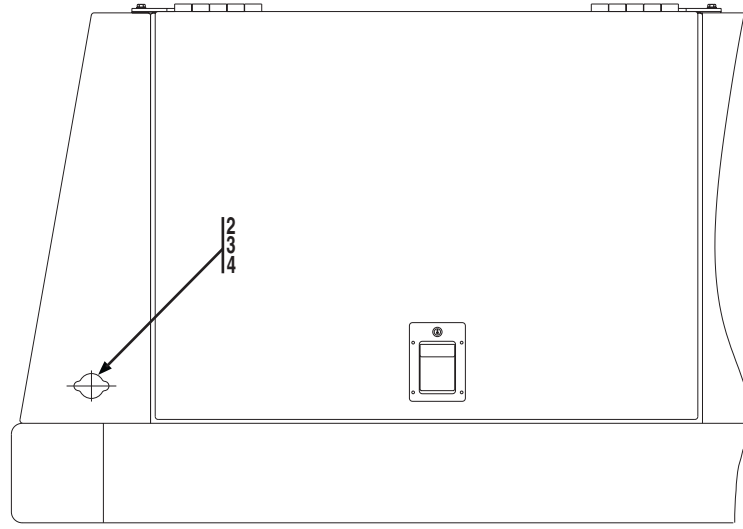
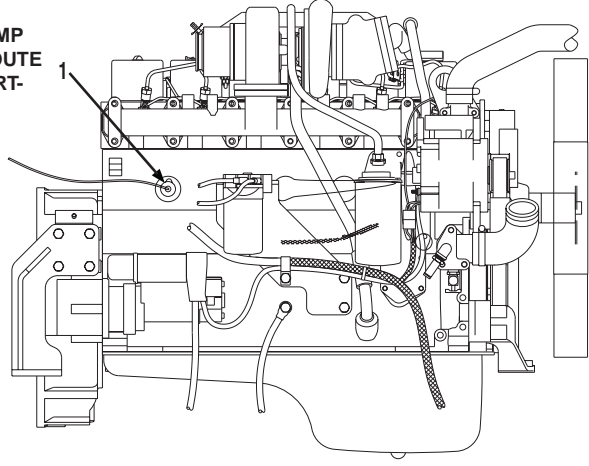
Item	Part No.	Qty.	Description Of Part
	8096-5049	1	COLD START INSTALLATION, (includes all items)
1	8395-3143	1	ETHER START KIT
2	8097-3025	4	WHIZ-LOK SCREW, 3/8-16X1
3	7714-3015	4	WHIZ-LOK NUT, 3/8-16
4	8096-5017	1	BATTERY, OPTIONAL



Item	Part No.	Qty.	Description Of Part
	8368-5220	1	ENGINE ALARM INSTALLATION COMPONENTS, (includes all items)
*	8364-3048	1	ENGINE ALARM KIT, (includes items 1 thru 4)
1		1	ALARM
2		1	PRESSURE STAT, (9 PSI)
3		1	ALARM STAT, (210 degrees fahrenheit)
4		1	WARNING LIGHT
5	8698-3188	3	RING TERMINAL
6	8871-1383	2	REDUCING BUSHING, 1/2X3/8
7	8688-1282	1	ADAPTER
8	8871-2231	1	STREET TEE, 1/8
9	8348-3078	2	BUTT CONNECTOR
10		AR	16. GA. WIRE, (BLACK)
11	8830-1042	3	ROUND HD MACHINE SCREW, #5-40X7/8
12	8850-1606	3	HEX NUT, #5
13	8855-1004	3	LOCKWASHER, #5
			NOTE: ONLY ITEMS WITH PART NUMBERS ARE AVAILABLE FOR SERVICE.

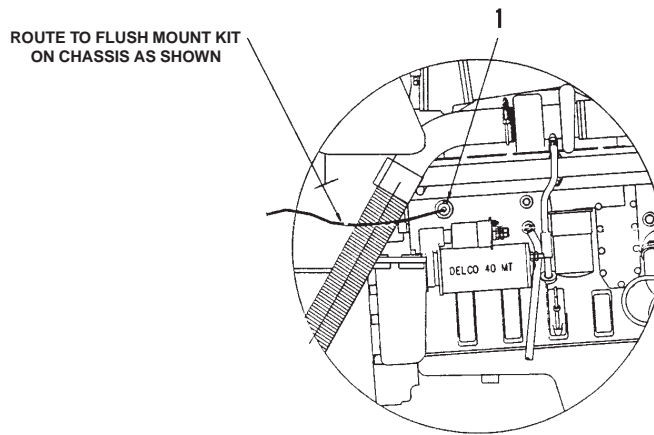
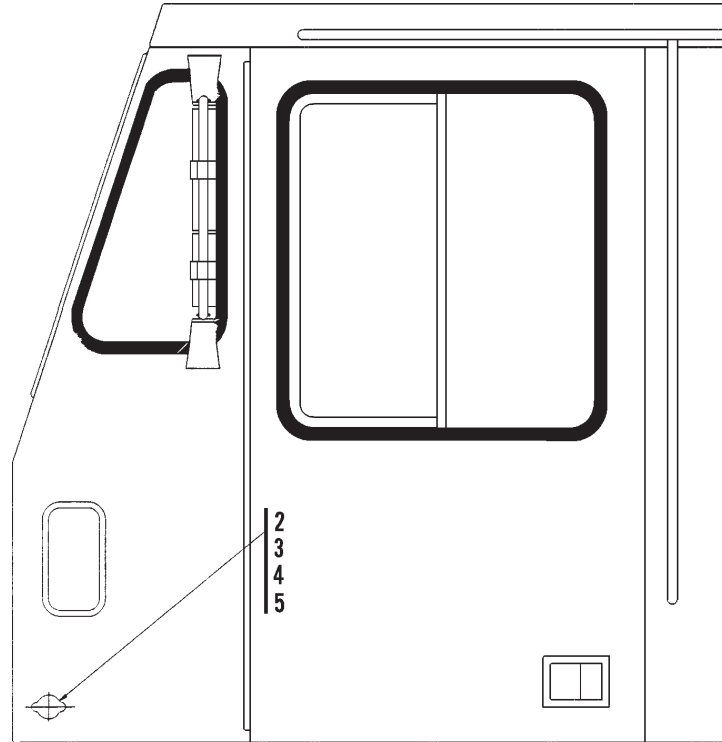
* - Changed part number on Engine Alarm Kit.

FASTEN CORD TO HEATER WITH CLAMP PROVIDED WITH FLUSH MOUNT KIT, ROUTE TO RECEPTICAL ON ENGINE COMPARTMENT SHEET METAL AS SHOWN.



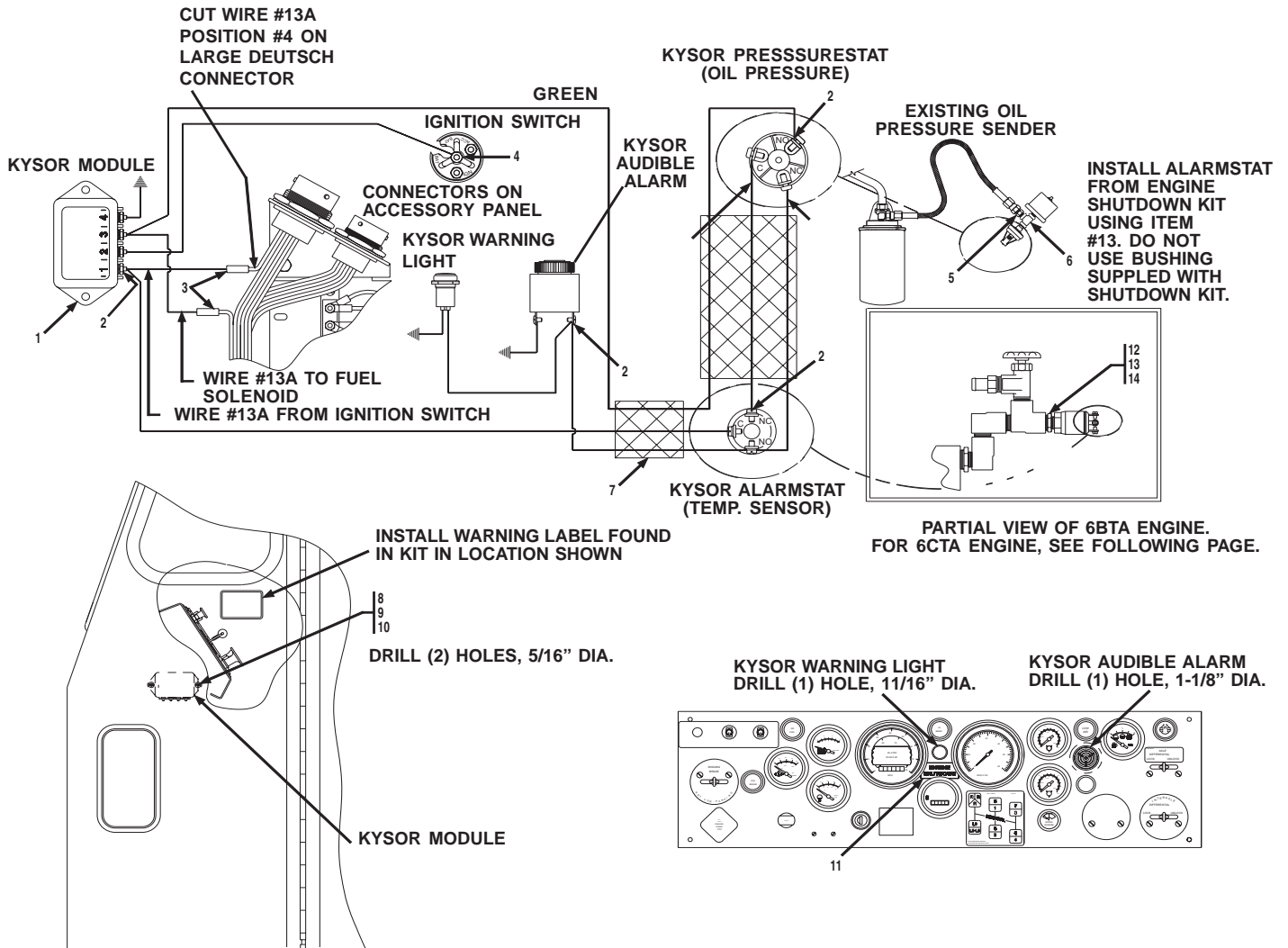
Item	Part No.	Qty.	Description Of Part
	8067-5010	1	ENGINE BLOCK HEATER INSTALLATION COMPONENTS, (includes all items)
*1	8367-3182	1	BLOCK HEATER
*2	8850-1610	2	HEX NUT, #8-32
3	8830-1072	2	ROUND HD MACHINE SCREW, #8-32x5/8
4	8855-1006	2	LOCKWASHER, #8

* - Revised illustration; changed part numbers on items 1 & 2; removed item 5.
 PCN 960835-GP



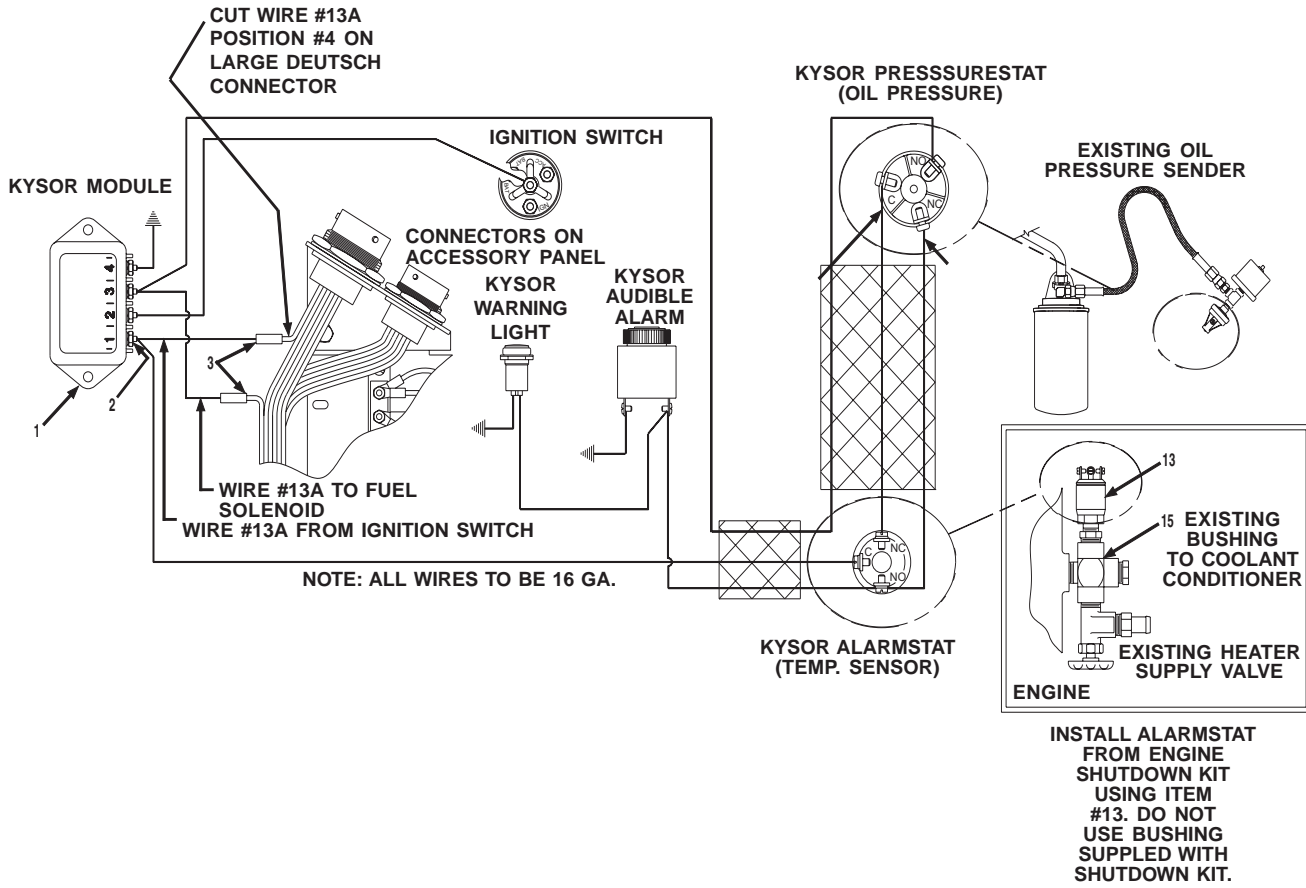
Item	Part No.	Qty.	Description Of Part
	8068-5048	1	ENGINE BLOCK HEATER INSTALLATION COMPONENTS, (includes all items)
*1	8367-3183	1	BLOCK HEATER
2	7738-3538	1	FLUSH MOUNT KIT
3	8830-1072	2	ROUND HD MACHINE SCREW, #8-32X5/8
4	8855-1006	2	LOCKWASHER, #8
5	8850-1610	2	HEX NUT, #8-32

* - Changed part number on item 1.
 PCN 960702-MF

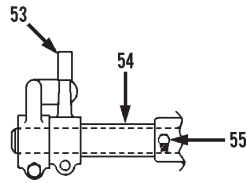


Item	Part No.	Qty.	Description Of Part
	8068-5078	1	ENGINE SHUTDOWN INSTALLATION, (includes all items)
1	7738-3716	1	KYSOR ENGINE SHUTDOWN KIT
2	8348-3075	15	RING TERMINAL, #6
3	8668-3480	2	BUTT CONNECTOR
4	8698-3188	1	RING TERMINAL, #10
5	8874-3000	1	MALE ADAPTER, 1/8X1/4 TUBE
6	8871-2071	1	PIPE TEE, 1/8
7		AR	NYLON LOOM
8	8830-1128	2	ROUND HD MACHINE SCREW, 1/4-20X1
9	8855-1009	2	LOCKWASHER, 1/4
10	8850-1304	2	HEX NUT, 1/4-20
11	8367-3224	1	DECAL
*12	8099-3168	1	STREET TEE, 1/2X1/2
*13	8038-3215	1	REDUCING BUSHING, 1/2X3/8
*14	8698-3833	1	BRASS STREET ELBOW, 1/2
15	8688-1282	1	PIPE CROSS, 1/2

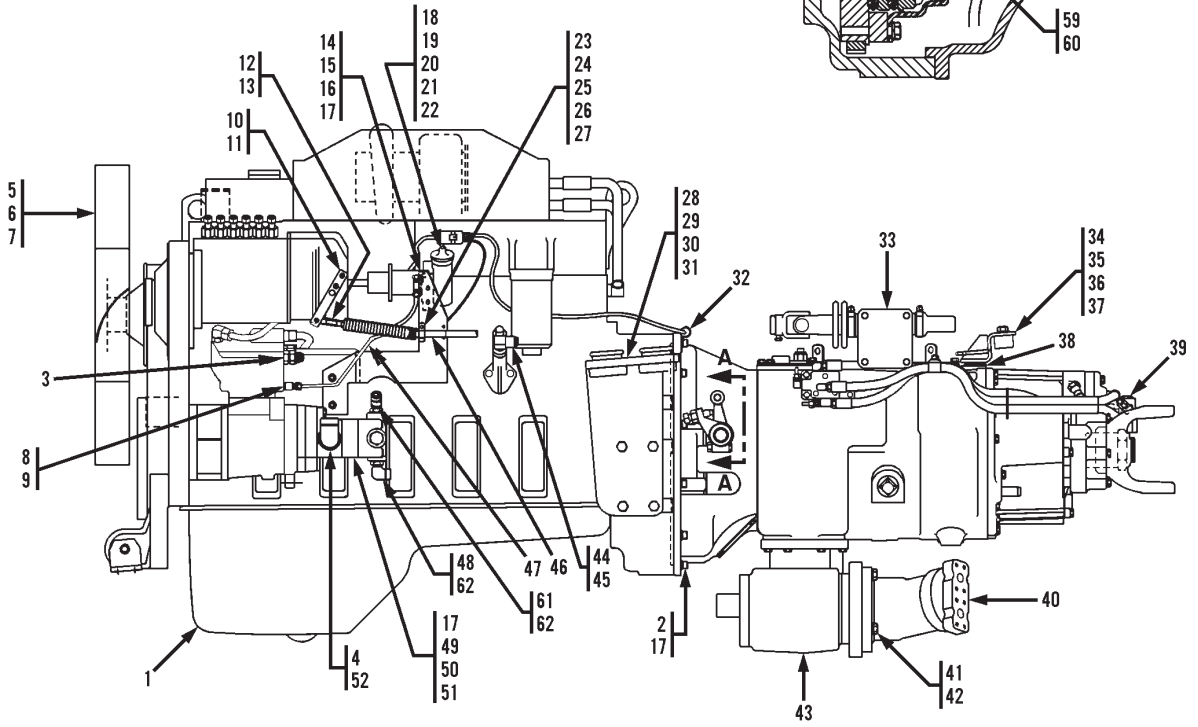
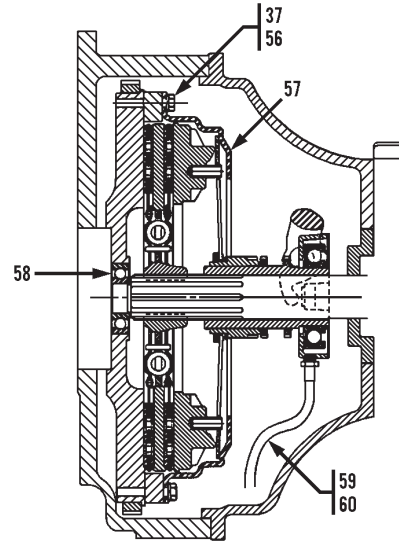
* - Revised illustration; changed part numbers on items 12, 13, & 14.
PCN010020-LK



NOTE:VIEW "A" ABOVE SHOWS PARTIAL VIEW OF 6CTA ENGINE. FOR 6BTA ENGINE, SEE SHEET 1.



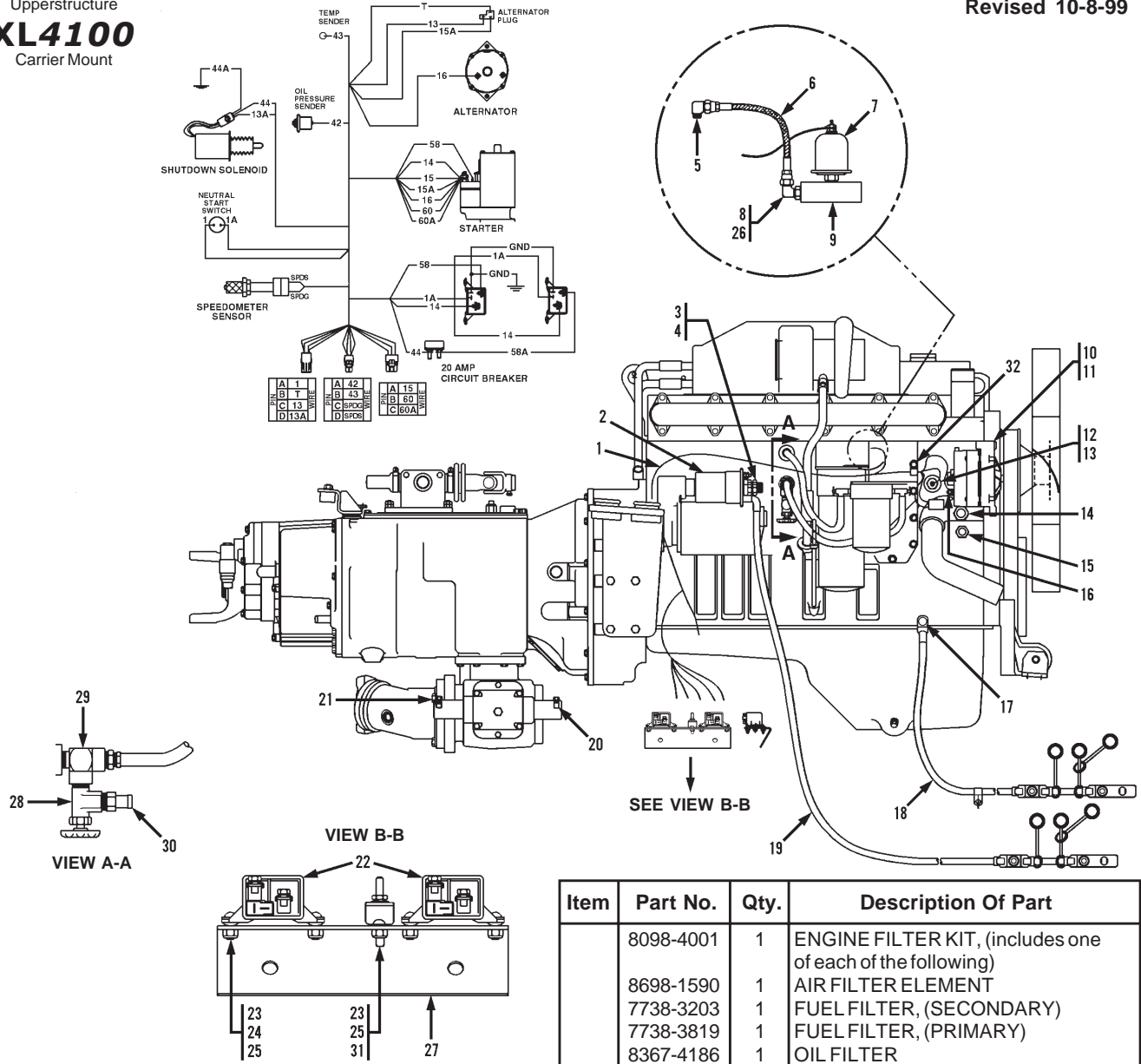
VIEW A-A



Item	Part No.	Qty.	Description Of Part	Item	Part No.	Qty.	Description Of Part
	8068-5034	Ref	OPTIONAL HI-HP, POWER UNIT ASSEMBLY, (includes all items on pages 8068-5034-(1) & 8068-5034-(2))	33	8098-3119	1	FULLER TRANSMISSION ASSY, (see page UN3-6 for details)
1	8098-3172	1	CUMMINS ENGINE, 6CTA8.3	34	8068-6043	1	REAR TRANSMISSION SUPPORT
2	8319-1082	12	SOCKET HD CAPSCREW, M10X1.5X35	35	8368-3516	2	LORD MOUNT
3	8068-3216	1	MALE CONNECTOR, 3/4X7/8	36	8850-1006	2	HEX NUT, 3/8-16
4	8859-1209	1	O-RING	37	8855-1011	10	LOCKWASHER, 3/8
5	8068-3101	1	FAN	38	8856-1008	4	FLAT WASHER, 5/8
6	8856-1109	4	FLAT WASHER, 3/8	39	8688-3216	1	ELBOW, 45 DEGREES, 3/8X3/8 TUBE
7	8319-1031	4	HEX HD CAPSCREW, M10X1.5X60	40		Ref	HYDRAULIC MOTOR, (see page UN3-23 for details)
8	8688-1273	1	TUBE FITTING, 1/8X1/4	41	8820-1069	4	HEX HD CAPSCREW, 1/2-13X2, GR5
9	7737-3058	1	STRAIGHT CONNECTOR	42	8855-1013	4	LOCKWASHER, 1/2
10	8098-1252	1	THROTTLE LEVER	43		Ref	POWER TAKEOFF ASSY, (see page UN3-19 for details)
11	8319-1035	2	SOCKET HD CAPSCREW, M6X1.0X16	44	8098-3029	1	PIPE ADAPTER, 1/4X3/8
12	8368-3246	1	BALL JOINT	45	8874-3074	1	MALE ELBOW, 90 DEGREES, 3/8X5/8 TUBE
13	8850-1304	1	HEX NUT, 1/4-28	46	8368-3553	1	ACCELERATOR CABLE
14	8856-1105	2	FLAT WASHER, #10	47		AR	NYLON HOSE, 1/4
15	8098-1293	1	THROTTLE BRACKET	48	8866-2330	1	ELBOW, 90 DEGREES, (includes item 62)
16	8319-1040	2	SOCKET HD CAPSCREW, M10X1.5X30	49		Ref	POWER STEERING PUMP, (see page UN8-5 for details)
17	8319-1013	16	LOCKWASHER, M10	50	8667-1112	1	GASKET
18	8452-1054	1	AIR GOVERNOR	51	8319-1027	2	HEX HD CAPSCREW, M10X1.5X35
19	8855-1010	2	LOCKWASHER, 5/16	52	8866-2333	1	ELBOW, 90 DEGREES, (includes item 4)
20	8820-1028	2	HEX HD CAPSCREW, 5/16-18X3, GR5	53	8668-3317	1	LEVER
21	8688-3074	1	TUBE FITTING, 90 DEGREES, 1/8X3/8	54	8368-1688	1	SPACERTUBE
22	7710-3051	1	TUBE TEE, 1/8X1/4	55	8867-1022	3	LUBE FITTING, 90 DEGREE, 1/8
23	8688-1250	1	SHIM	56	8320-1126	8	HEX HD CAPSCREW, 3/8-16X2.5, GR8
24	8368-3245	1	CABLE CLAMP	*57		Ref	CLUTCH ASSY, (see page 8068-5034-(3) for details)
25	8830-2094	2	ROUND HD MACH SCREW, #10-24X7/8	58	8810-1235	1	BEARING
26	8855-1007	2	LOCKWASHER, #10	59	8471-6899	1	HOSE ASSY
27	8850-1612	2	HEX NUT, #10-24	60	8867-1001	1	LUBE FITTING, STRAIGHT 1/8
28	8368-1737	1	R.H. ENGINE MOUNT	61	8866-2419	1	ELBOW, 45 DEGREES, (includes item 62)
29	8068-1001	1	L.H. ENGINE MOUNT	62	8859-1205	2	O-RING
30	8319-1032	8	HEX HD CAPSCREW, M12X1.75X35, (loctite & torque to 58-62 ft. lbs.)				
31	8668-3017	4	LORD MOUNT				
32	8594-1017	2	CLAMP				

* - Removed part number from item 57 & added note to item 57.

ELECTRICAL DIAGRAM

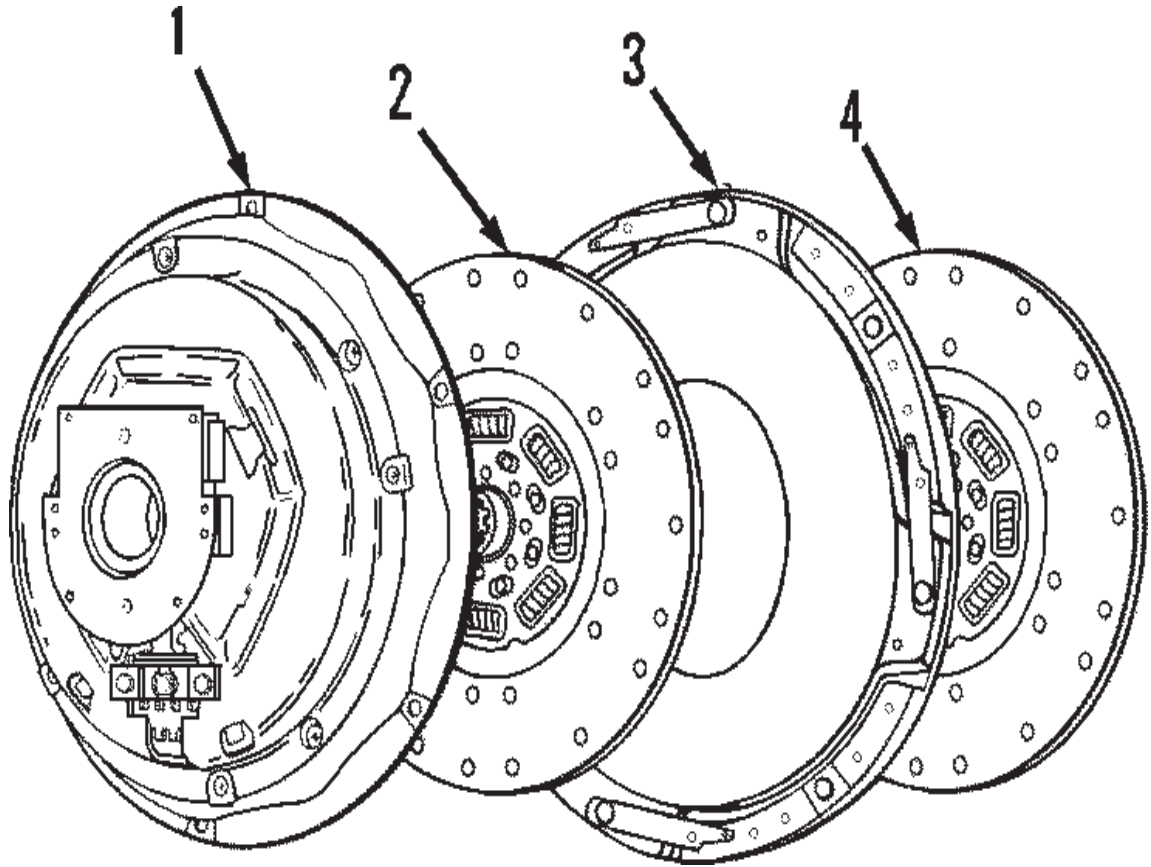


Item	Part No.	Qty.	Description Of Part
	8098-4001	1	ENGINE FILTER KIT, (includes one of each of the following)
	8698-1590	1	AIR FILTER ELEMENT
	7738-3203	1	FUEL FILTER, (SECONDARY)
	7738-3819	1	FUEL FILTER, (PRIMARY)
	8367-4186	1	OIL FILTER

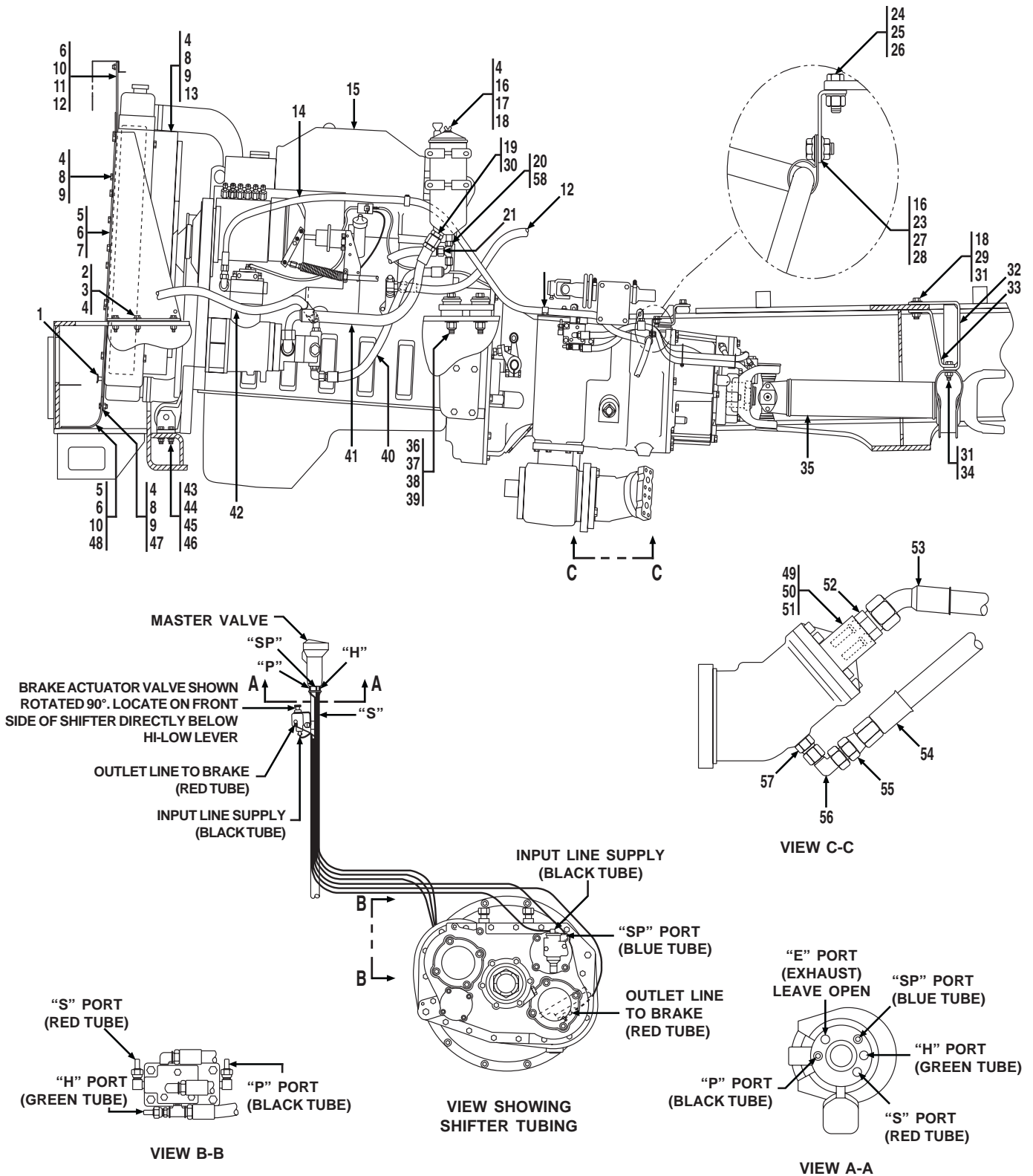
Item	Part No.	Qty.	Description Of Part
	8068-5034	Ref	OPTIONAL HI-HP, POWER UNIT ASSEMBLY, (includes all items on pages 8068-5034-(1), 8068-5034-(2) & 8068-5034-(3))
1	8098-3165	1	ENGINE HARNESS
2	8098-3143	1	STARTER
3	9103-3133	1	NUT, M5X0.8, (metric)
4	9103-3134	1	NUT, M10X1.5, (metric), (lubricate & torque to 15-22 ft.lbs.)
5	8874-3041	1	MALE ELBOW, 90 DEGREES, 1/8X1/4 TUBE
6	8471-8130	1	HOSE ASSY
7	9103-3246	1	OIL PRESSURE SENDER
8	8866-2062	1	ELBOW, 90 DEGREES, (includes item 26)
9	8097-1270	1	SENDER BLOCK
10	9108-3503	1	ALTERNATOR
11	9108-3504	Ref	REGULATOR, (supplied w/ alternator)
12	7738-3752	1	WATER TEMP SENDER
13	8871-1386	1	REDUCING BUSHING, 3/4X1/2

Item	Part No.	Qty.	Description Of Part
14	8471-2748	1	HOSE NIPPLE
15	8471-2742	1	HOSE NIPPLE
16	9105-3332	1	NUT, (metric)
17	8319-1004	1	HEX HD CAPSCREW, M12-1.75X30
18	8098-3050	1	NEGATIVE BATTERY CABLE
19	8098-3025	1	POSITIVE BATTERY CABLE
20	8688-1276	1	ELBOW, 1/8X1/4 TUBE
21	8688-3074	1	ELBOW, 1/8X3/8 TUBE
22	7738-3377	2	RELAY
23	8830-2092	6	MACH SCREW, 10-24X5/8
24	8856-1105	4	FLAT WASHER, #10
25	8852-1605	6	HEX LOCKNUT, 10-24
26	8859-1202	1	O-RING
27	8068-1240	1	RELAY BRACKET
28	9108-3155	1	VALVE
29	8871-2234	1	STREET TEE, 1/2
30	7738-3540	1	COOLANT RESTRICTOR
*31	7736-3068	1	CIRCUIT BREAKER, 20A
*32	2486-1170	1	SUPPORT CLAMP

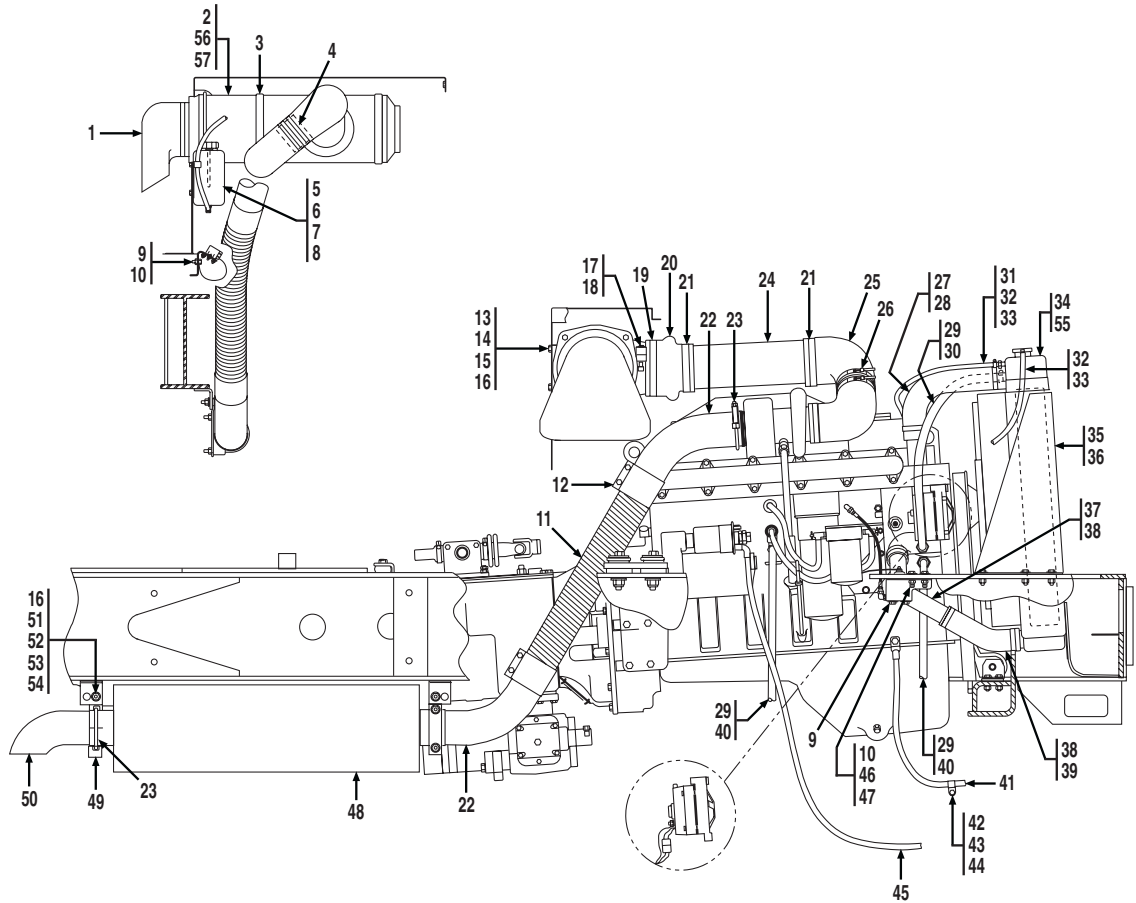
* - Added items 31 & 32 to parts list.



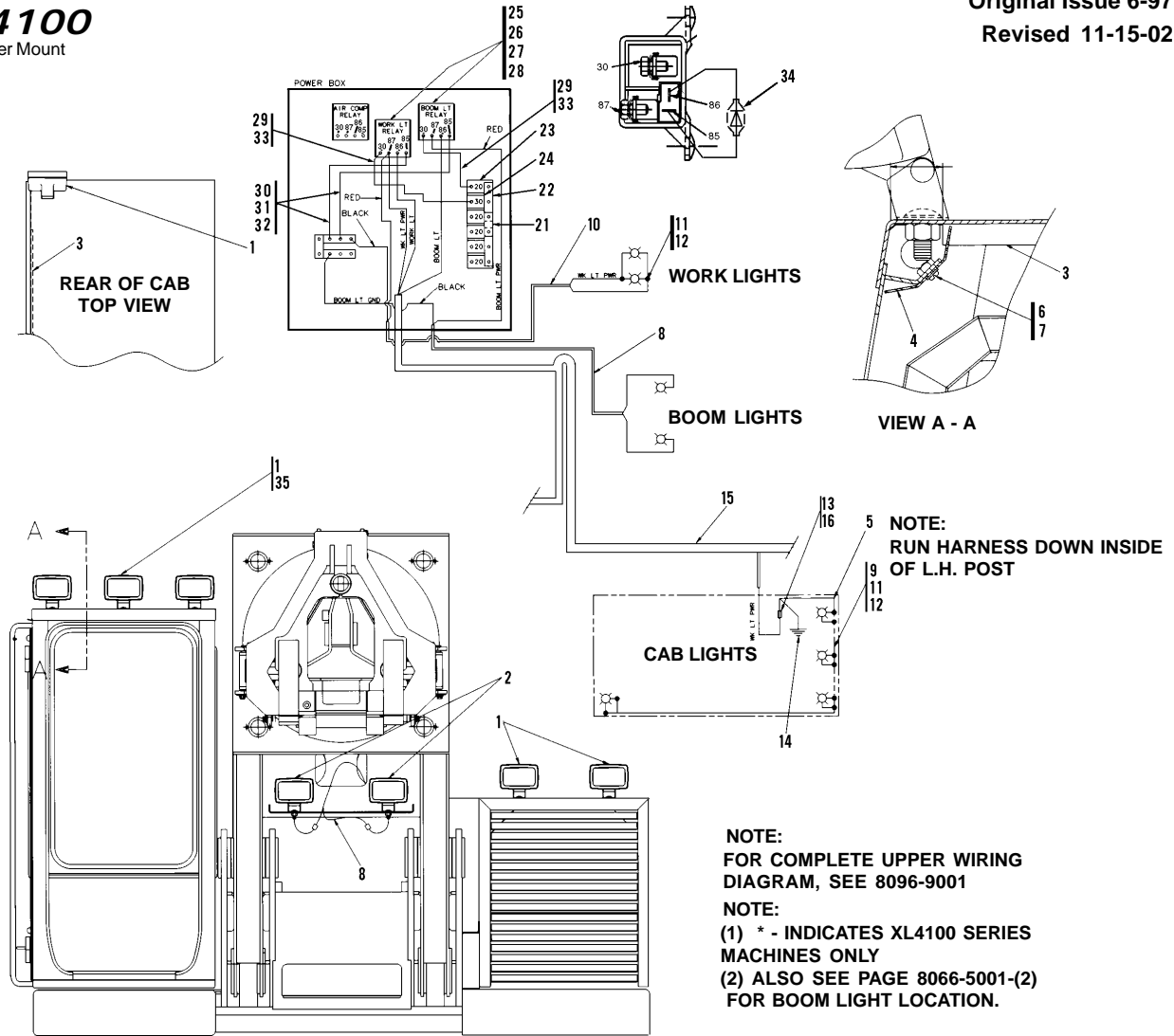
Item	Part No.	Qty.	Description Of Part
	8068-3204	Ref	CLUTCH ASSY, (includes all items)
1	8068-4268	1	COVER ASSY
2	8068-4267	1	FRONT DISC
3	8068-4266	1	INNER PLATE
4	8068-4265	1	FRONT DISC



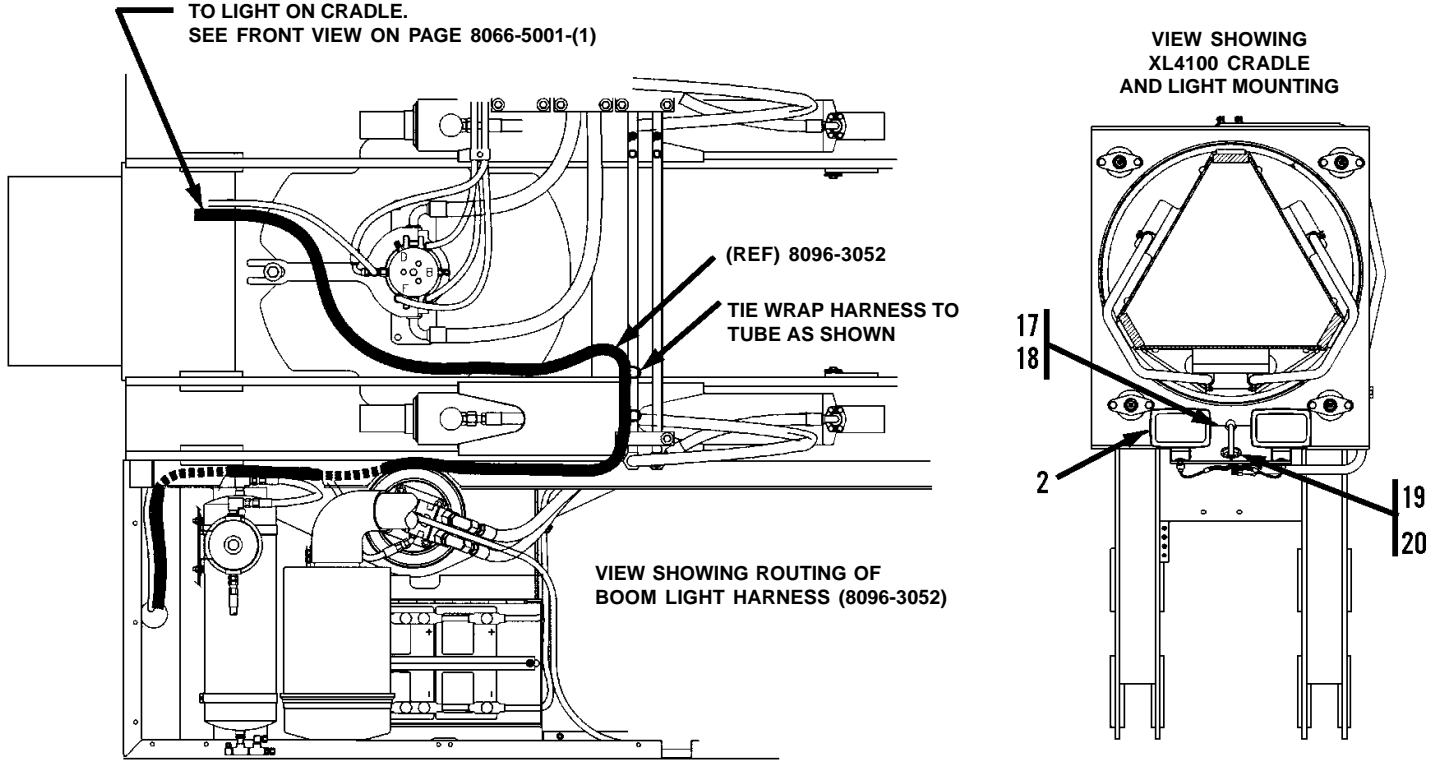
Item	Part No.	Qty.	Description Of Part	Item	Part No.	Qty.	Description Of Part
	8068-5039	Ref	OPTIONAL HI-HP, POWER UNIT INSTALLATION, (includes all items on pages 8068-5039-(1) & 8068-5039-(2))	28	8068-1147	1	BRACKET
1	8452-1056	1	DRAIN VALVE	29	8820-1069	2	HEX HD CAPSCREW, 1/2-13X2, GR5
2	8820-1037	6	HEX HD CAPSCREW, 3/8-16X1-1/2, GR5	30	8859-1209	1	O-RING
3	7714-3015	6	WHIZ-LOK NUT, 3/8-16	31	8852-1308	4	HEX LOCKNUT, 1/2-13
4	8856-1004	26	FLAT WASHER, 3/8	32	8068-6037	1	SUPPORT BRACKET, (6X4 only)
5	8820-1003	17	HEX HD CAPSCREW, 1/4-20X3/4, GR5	33	8068-1181	2	STIFFENER, (6X4 only)
6	8856-1002	21	FLAT WASHER, 1/4	34	8820-1068	2	HEX HD CAPSCREW, 1/2-13X1-3/4, GR5
7	8068-3009	2	SIDE FLAP	35	8068-3076	1	DRIVE SHAFT
8	8855-1011	16	LOCKWASHER, 3/8	36	8852-1210	4	HEX LOCKNUT, 5/8-11
9	8820-1033	16	HEX HD CAPSCREW, 3/8-16X3/4, GR5	37	7738-1205	4	WASHER
10	7714-3013	11	WHIZ-LOK NUT, 1/4-20	38	8820-1105	4	HEX HD CAPSCREW, 5/8-11X4, GR5
11	8068-3010	1	TOP FLAP	39	8856-1113	4	FLAT WASHER, #4
12	8830-1311	4	FLAT HD MACHINE SCREW, 1/4-20X1	40	8471-9002	1	HOSE ASSY
13	8068-1040	1	SHROUD	41	8471-9007	1	HOSE ASSY
14	8368-3593	1	HOSE ASSY	42	8471-9003	1	HOSE ASSY
15		Ref	POWER UNIT ASSY, (see pages 8068-5034 for details)	43	8368-1481	6	FLAT WASHER, 3/8
16	7714-3006	5	WHIZ-LOK NUT, 5/16-18	44	1200-1234	6	HARD WASHER
17		Ref	POWER STEERING RESERVOIR, (see page UN8-6 for details)	45	8820-1038	6	HEX HD CAPSCREW, 3/8-16X1-3/4, GR5
18	8856-1111	6	FLAT WASHER, 1/2	46	8852-1306	6	HEX LOCKNUT, 3/8-16
19	8866-2305	1	CONNECTOR, (includes item 30)	47	8068-1041	1	FLAP SUPPORT
20	8866-2347	1	RUN TEE, (includes item 58)	48	8068-3008	1	BOTTOM FLAP
21	8471-9001	1	HOSE ASSY	49	8093-1051	1	ADAPTER BOX
22	8471-8155	1	HOSE ASSY	50	8821-1073	8	SOCKET HEAD CAPSCREW, 3/8-16X1-1/2, GR8
23	2486-1170	2	CLAMP	51	8855-1107	8	LOCKWASHER, 3/8, (hi-caller)
24	8820-1019	1	HEX HD CAPSCREW, 5/16-18X3/4, GR5	52	8098-3141	2	CHECK VALVE
25	8850-1005	1	HEX NUT, 5/16-18	53	8471-8928	2	HOSE ASSY
26	8856-1108	1	FLAT WASHER, 5/16	54	8471-8277	1	HOSE ASSY
27	7714-3003	1	WHIZ-LOK SCREW, 5/16-18X5/8	55	8866-1342	1	TUBE END REDUCER, 1/2X3/8, TUBE
				56	8866-2106	1	ELBOW, 90 DEGREE, (swivel nut)
				57	8098-3142	1	CHECK VALVE
				58	8859-1205	1	O-RING



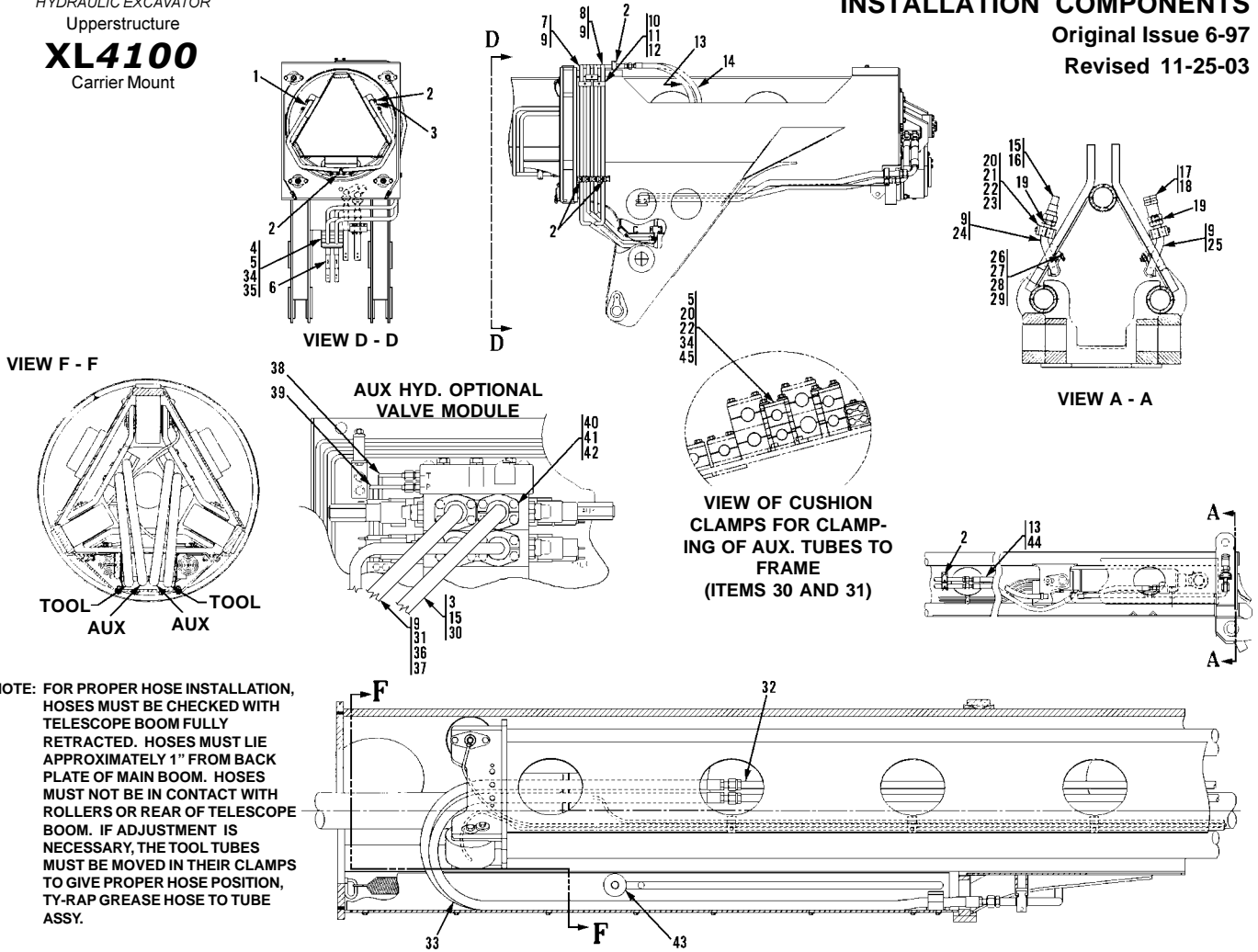
Item	Part No.	Qty.	Description Of Part	Item	Part No.	Qty.	Description Of Part
	8068-5039	Ref	OPTIONAL HI-HP, POWER UNIT INSTALLATION, (includes all items on pages 8068-5039(1) & 8068-5039(2))	27	8068-3011	1	RADIATOR HOSE
1	8368-3547	1	AIR RAM, (includes clamp & reducing ring)	28	7738-3668	2	HOSE CLAMP
2	8698-1550	1	AIR CLEANER ASSY, (includes items 56 & 57)	29	8667-1187	4	HOSE CLAMP
3	8698-1533	2	MOUNTING BAND	30	8098-3144	1	HEATER HOSE, 3/4I.D.X36"
4	7738-1530	1	HOSE ADAPTER	31	9002-8674	1	PUSH-LOK FITTING
5	7714-3004	4	WHIZ-LOK SCREW, 5/16-18X1-1/4	32	8348-3497	4	HOSE CLAMP
6	8098-3051	1	OVERFLOW TANK	33		60"	HOSE, 5/16 I.D.
7	7714-3006	4	WHIZ-LOK NUT, 5/16-18	34	8068-3085	1	RADIATOR, (includes item 55)
8	8584-1094	1	SUPPORT CLAMP	35	8068-1039	1	L.H. RADIATOR MOUNT, (far side)
9	8097-3025	4	WHIZ-LOK SCREW, 3/8-16X1	36	8068-1038	1	R.H. RADIATOR MOUNT, (shown)
10	7714-3015	4	WHIZ-LOK NUT, 3/8-16	37	8068-1105	1	RADIATOR TUBE
11	7738-3385	1	FLEX HOSE	38	8368-3783	3	HOSE CLAMP
12	8371-3009	2	SEAL CLAMP	39	8068-3012	1	BOTTOM RADIATOR HOSE
13	8368-3307	4	HEX NUT, 3/8-16	40		144"	HEATER HOSE
14	8820-1035	4	HEX HD CAPSCREW, 3/8-16X1, GR5	41	8098-3050	1	NEGATIVE BATTERY CABLE
15	8855-1011	4	LOCKWASHER, 3/8	42	8820-1065	1	HEX HD CAPSCREW, 1/2-13X1, GR5
16	8856-1004	10	FLATWASHER, 3/8	43	8855-1013	1	LOCKWASHER, 1/2
17	7738-3154	1	SERVICE INDICATOR	44	7714-3014	1	WHIZ-LOK NUT, 1/2-13
18	8869-1345	1	90 DEGREE CONNECTOR	45	8098-3049	1	POSITIVE BATTERY CABLE
19	7738-3792	1	BAND CLAMP	46	8097-3096	2	WHIZ-LOK SCREW, 3/8-16X1-1/2
20	8368-3510	1	HUMP HOSE	47	8068-1064	1	SENDER BLOCK BRACKET
21	7738-3791	2	BAND CLAMP	48	8688-3067	1	MUFFLER
22	8368-3535	2	EXHAUST ELBOW	49	8368-1483	2	MUFFLER STRAP
23	8688-3127	3	MUFFLER CLAMP	50	8688-3130	1	TAIL SPOUT
24	8368-3543	1	INTAKE TUBE	51	8368-1481	2	WASHER
25	7717-3014	1	REDUCING ELBOW	52	8368-3308	2	LORD MOUNT
26	7738-3790	1	BAND CLAMP	53	8820-1039	2	HEX HD CAPSCREW, 3/8-16X2, GR5
				54	8852-1206	2	HEX LOCKNUT, 3/8-16
				55	9114-4008	1	RADIATOR CAP, (7PSI)
				56	8698-1590	1	AIR CLEANER ELEMENT, (includes item 57)
				57	8698-1589	1	GASKET



Item	Part No.	Qty.	Description Of Part	Item	Part No.	Qty.	Description Of Part
	8066-5001	1	FLOODLIGHT INSTALLATION COMPONENTS, (includes all items)	20	9002-7187	1	TY-RAP
*1	8096-3050	6	FLOODLIGHT, (includes item 35)	21	8698-1272	1	BUSSBAR
2	8096-5011	2	BOOMLIGHT ASSY	22	8698-1178	11	BUSSBAR
3	8096-3080	1	WIRE DUCT	23	8698-3041	1	CIRCUIT BREAKER, (20 AMP)
4	8096-1122	1	WIRE COVER	24	8688-3072	1	CIRCUIT BREAKER, (30 AMP)
5	9103-3380	2	GROMMET	25	7738-3377	2	RELAY, (single pole-single throw)
6	8832-1023	2	SELF-TAPPING SCREW, #8-32	26	8830-1092	4	ROUND HD SCREW, #10-24X5/8
7	8856-1104	6	FLAT WASHER, #8	27	8850-1612	4	HEX NUT, #10-24
8	8096-3052	1	BOOMLIGHT HARNESS	28	8855-1007	4	LOCKWASHER, #10
9	8096-3053	1	CAB LIGHT HARNESS	29		18"	WIRE-RED, (10 GA.)
10	8096-3054	1	WORK LIGHT HARNESS	30		18"	WIRE-BLACK (16 GA.)
11	8698-3193	6	BULLET TERMINAL, (male)	31	7716-3102	2	FEMALE SPADE, (16 GA.)
12	7716-3105	6	BULLET TERMINAL, (female)	32	8698-3191	2	FEMALE TERMINAL, BLUE-WIRE, (12 GA.)
13	8348-3078	1	BUTT TERMINAL	33	8698-3192	4	FEMALE TERMINAL, YELLOW-WIRE, (10 GA.)
14	8698-3196	1	RING TERMINAL, 3/8	*34	8036-3159	2	DIODE ASSY
15	8096-3017	Ref	UPPER HARNESS	*35	8366-4354	6	BULB
16	8368-3549	3"	HEAT SHRINK				NOTE: ONLY ITEMS WITH PART NUMBERS ARE AVAILABLE FOR SERVICE.
17	8096-1149	1	LIGHT BRACKET				
18	8820-1063	2	HEX HD CAPSCREW, 1/2-13X3/4, GR5				
19	8364-1486	1	GROMMET				



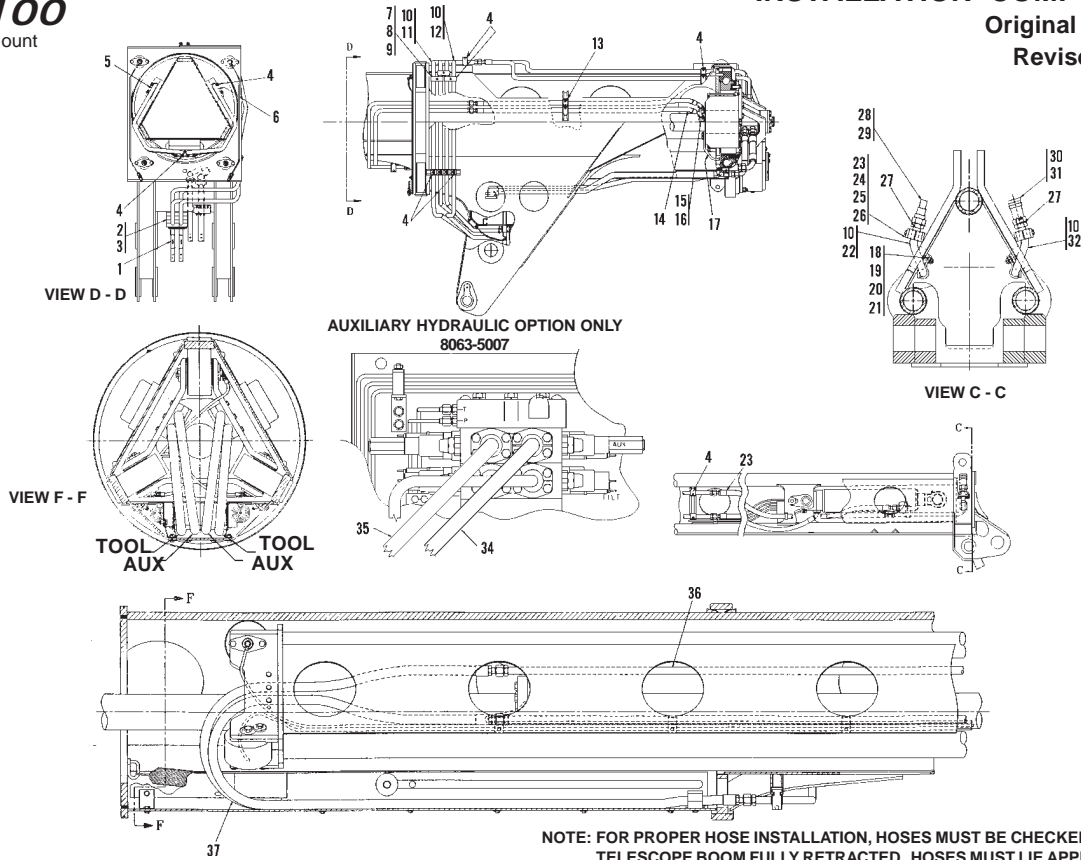
* - Revised illustration; added item 34 & 35; added inclusion note to item 1.



NOTE: FOR PROPER HOSE INSTALLATION, HOSES MUST BE CHECKED WITH TELESCOPE BOOM FULLY RETRACTED. HOSES MUST LIE APPROXIMATELY 1" FROM BACK PLATE OF MAIN BOOM. HOSES MUST NOT BE IN CONTACT WITH ROLLERS OR REAR OF TELESCOPE BOOM. IF ADJUSTMENT IS NECESSARY, THE TOOL TUBES MUST BE MOVED IN THEIR CLAMPS TO GIVE PROPER HOSE POSITION, TY-RAP GREASE HOSE TO TUBE ASSY.

Item	Part No.	Qty.	Description Of Part	Item	Part No.	Qty.	Description Of Part
*	8062-5012	1	FOUR-LINE HOSE TROUGH ASSY, (includes all items except items 14, 38 & 39)	23	8820-1040	4	HEX HD CAPSCREW, 3/8-16X2-1/4, GR5
1	8062-3019	1	TUBE ASSY	24	8062-3033	1	TUBE ASSY
*2	8092-3059	14	CUSHION CLAMP	25	8062-3034	1	TUBE ASSY
3	8062-3020	1	TUBE ASSY	26	8062-1137	2	SPACER PLATE
4	8325-3009	2	CLAMP SET	27	9020-2343	2	TUBE CLAMP
*5	8320-1073	6	HEX HD CAPSCREW, 3/8-16X4-1/2, GR5	28	7714-3015	2	WHIZ-LOK NUT, 3/8-16
6	8471-8618	2	HOSE ASSY	29	8820-1036	2	HEX HD CAPSCREW, 3/8-16X1-1/4, GR5
7	8063-3068	1	TUBE ASSY	30	8063-3053	1	TUBE ASSY
8	8063-3069	1	TUBE ASSY	31	8063-3052	1	TUBE ASSY
9	8859-1508	6	O-RING	32	8062-3028	2	TUBE ASSY
10	9020-0482	4	TUBE CLAMP	33	8471-8416	4	HOSE ASSY
11	8821-1073	2	SOCKET HD CAPSCREW, 3/8-16X1-1/2, GR8	34	8855-1011	6	LOCKWASHER, 3/8
12	8852-1206	2	HEX LOCKNUT, 3/8-16	35	8856-1109	4	FLAT WASHER, 3/8
13	8471-8111	4	HOSE ASSY	36	7713-3089	2	MINI-CHECK COUPLING, (includes item 37)
14	8471-8116	1	HOSE ASSY	37	8376-3056	2	VITON O-RING, (lubricate lightly)
15	8345-1129	1	MALE COUPLING	38	8093-3094	1	TUBE ASSY
16	8362-3026	1	DUST CAP	39	8093-3093	1	TUBE ASSY
17	8345-1128	1	FEMALE COUPLING	40	9108-3106	2	O-RING
18	8362-3027	1	DUST PLUG	41	8855-1011	8	LOCKWASHER, 3/8
19	9116-3121	2	ADAPTER	42	8820-1038	8	HEX HD CAPSCREW, 3/8-16X1-3/4, GR5
*20	8325-3009	4	CLAMP	43	8863-1336	2	COTTER PIN, 3/16X1-1/4
21	8325-3003	2	WELD PLATE	44	9020-5792	2	CUSHION CLAMP, 1-1/4
*22	8325-3010	3	COVER PLATE	45	8856-1004	4	FLAT WASHER, 3/8

* - Changed inclusion note on 8062-5012; changed part number on item 2; changed quantities on items 2, 5, 20 & 22.



NOTE: FOR PROPER HOSE INSTALLATION, HOSES MUST BE CHECKED WITH TELESCOPE BOOM FULLY RETRACTED. HOSES MUST LIE APPROXIMATELY 1" FROM BACK PLATE OF MAIN BOOM. HOSES MUST NOT BE IN CONTACT WITH ROLLERS OR REAR OF TELESCOPE BOOM. IF ADJUSTMENT IS NECESSARY, THE TOOL TUBES MUST BE MOVED IN THEIR CLAMPS TO GIVE PROPER HOSE POSITION, TY-RAP GREASE HOSE TO TUBE ASSY.

PARTS LIST FOR 8062-5013 (4-line)

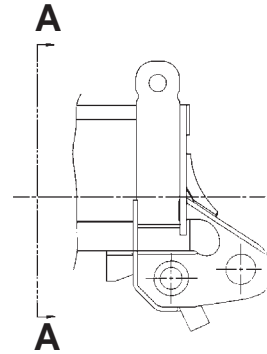
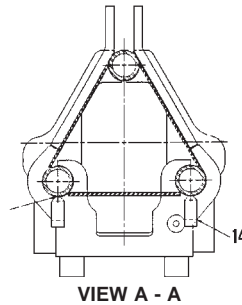
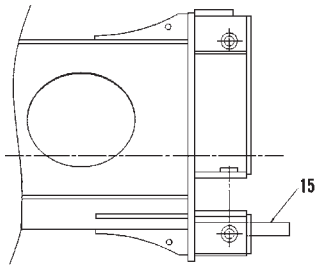
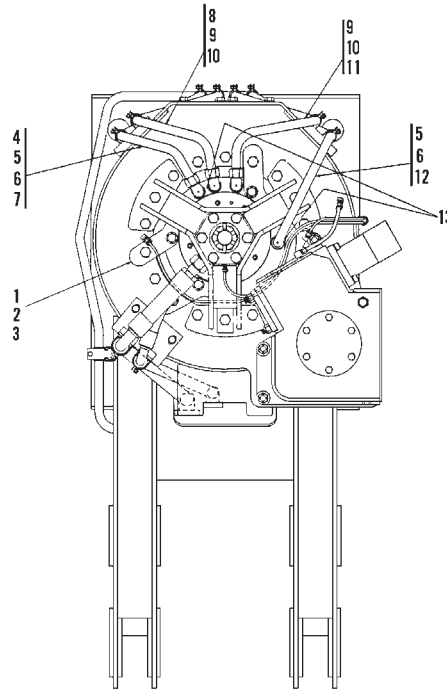
Item	Part No.	Qty.	Description Of Part
	8062-5013	1	TILT HOSE TROUGH, 360 DEGREE, (includes all items)
1	8471-8618	2	HOSE ASSY
2	8325-3009	2	CLAMP
3	8320-1048	4	HEX HD CAPSCREW, 3/8-16X5-1/4, GR5
4	8092-3059	14	CUSHION CLAMP
5	8062-3019	1	TUBE ASSY
6	8062-3020	1	TUBE ASSY
7	9020-0482	4	TUBE CLAMP
8	8821-1073	2	SOCKET HD CAPSCREW, 3/8-16X1-1/2
9	8852-1206	2	HEX LOCKNUT, 3/8-16
10	8859-1508	4	O-RING
11	8062-3017	1	TUBE ASSY
12	8062-3018	1	TUBE ASSY
13	9020-5792	4	CUSHION CLAMP
14	8471-8465	4	HOSE ASSY
15	8866-2332	4	ELBOW, 90 DEGREES, (includes item 16)
*16	8859-1210	4	O-RING
17	8062-1189	1	STABILIZER
18	8062-1137	2	SPACER PLATE
19	9020-2343	2	TUBE CLAMP
20	7714-3015	2	WHIZ-LOK NUT, 3/8-16
21	8820-1036	2	HEX HD CAPSCREW, 3/8-16X2-1/4, GR5
22	8062-3033	1	TUBE ASSY
23	8325-3009	2	CLAMP

Item	Part No.	Qty.	Description Of Part
24	8325-3003	2	WELD PLATE
25	8325-3010	2	COVER PLATE
26	8820-1040	4	HEX HD CAPSCREW, 3/8-16X2-1/4, GR5
27	8859-1207	2	O-RING
28	8345-1129	1	MALE COUPLING
29	8362-3026	1	DUST CAP
30	8345-1128	1	FEMALE COUPLING
31	8362-3027	1	DUST PLUG
32	8062-3034	1	TUBE ASSY
33	8471-8386	2	HOSE ASSY
34	8063-3052	1	TUBE ASSY
35	8063-3053	1	TUBE ASSY
36	8062-3028	2	TUBE ASSY
37	8471-8416	4	HOSE ASSY

PARTS LIST FOR 8062-5007 (2-line)

Item	Part No.	Qty.	Description Of Part
	8062-5007	1	TILT HOSE TROUGH, 360 DEGREE, (includes all items)
10	8092-3059	4	CUSHION CLAMP
13	9020-5792	4	CUSHION CLAMP
14	8471-8465	2	HOSE ASSY
15	8866-2332	2	ELBOW, 90 DEGREES, (includes item 16)
16	8859-1020	2	O-RING
17	8062-1189	1	STABILIZER

SEE ALSO 8062-5013/8062-5007 (2) NEXT PAGE



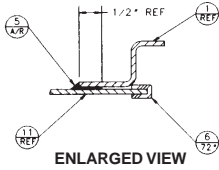
PARTS LIST FOR 8062-5013 (4-line)

PARTS LIST FOR 8062-5007 (2-line)

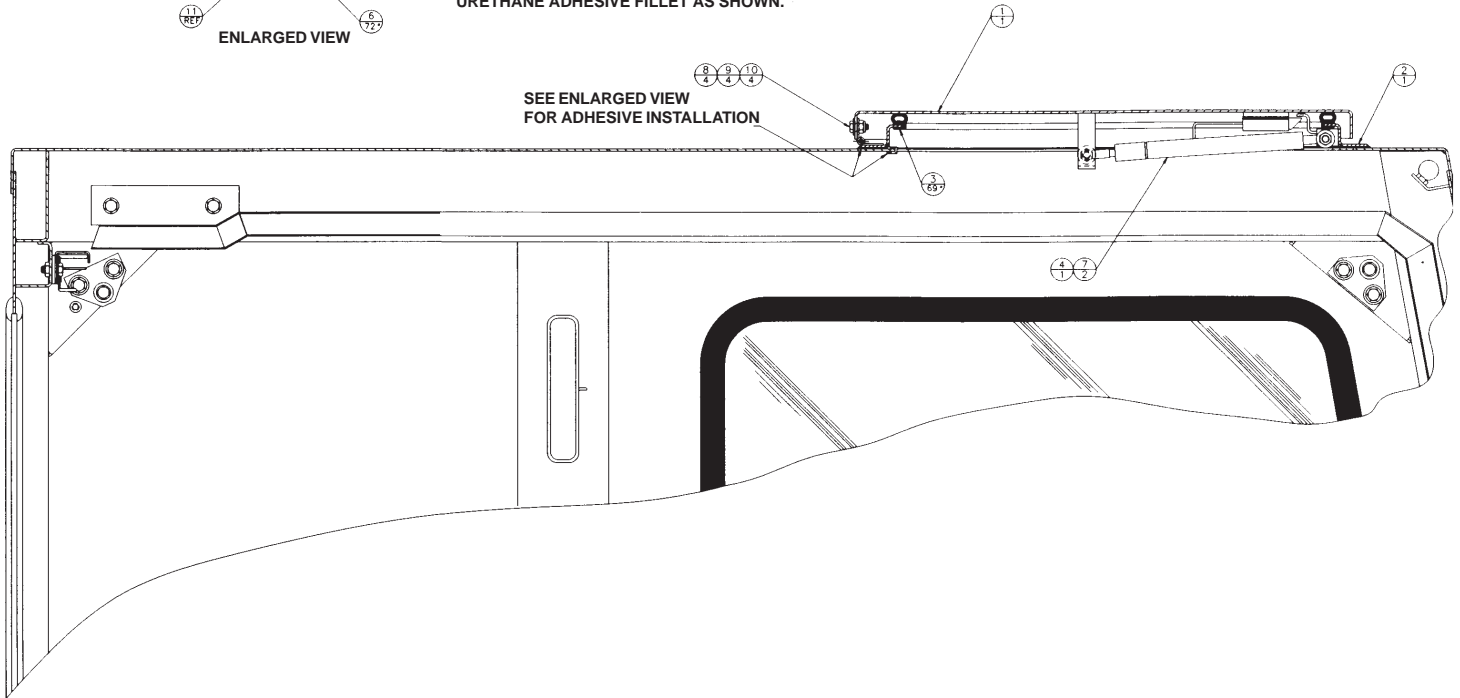
Item	Part No.	Qty.	Description Of Part
	8062-5013	1	TILT HOSE TROUGH, 360 DEGREE, (includes all items)
1	9002-7473	3	HARDENED WASHER
2		Ref	360 DEGREE TILT GLAND, (see page 8092-5013 for details)
3	8320-1017	3	HEX HD CAPSCREW, 3/4-10x2-3/4, GR8, (ny-lok)
4	8866-2374	1	ELBOW, 90 DEGREES, (swivel nut)
5	8866-2304	2	CONNECTOR, (includes item 6)
6	8859-1020	2	O-RING
7	8062-3029	1	TUBE ASSY
8	8062-3030	1	TUBE ASSY
9	8866-2332	2	ELBOW, 90 DEGREES, (includes item 10)
10	8859-1020	2	O-RING
11	8062-3031	1	TUBE ASSY
12	8062-3032	1	TUBE ASSY
13	8866-2195	-	HEX HD PLUG, (includes o-ring)
14	8062-1131	2	STOP BLOCK
15	8062-1104	1	STOP PLATE

Item	Part No.	Qty.	Description Of Part
	8062-5007	1	TILT HOSE TROUGH, 360 DEGREE, (includes all items)
1	9002-7473	3	HARDENED WASHER
2		Ref	360 DEGREE TILT GLAND, (see page 8092-5013 for details)
3	8320-1017	3	HEX HD CAPSCREW, 3/4-10x2-3/4, GR8, (ny-lok)
4	8866-2374	-	ELBOW, 90 DEGREES, (swivel nut)
5	8866-2304	-	CONNECTOR, (includes item 6)
6	8859-1020	-	O-RING
7	8062-3029	-	TUBE ASSY
8	8062-3030	1	TUBE ASSY
9	8866-2332	2	ELBOW, 90 DEGREES, (includes item 10)
10	8859-1020	2	O-RING
11	8062-3031	1	TUBE ASSY
12	8062-3032	-	TUBE ASSY
13	8866-2195	-	HEX HD PLUG, (includes o-ring)
14	8062-1131	2	STOP BLOCK
15	8062-1104	1	STOP PLATE

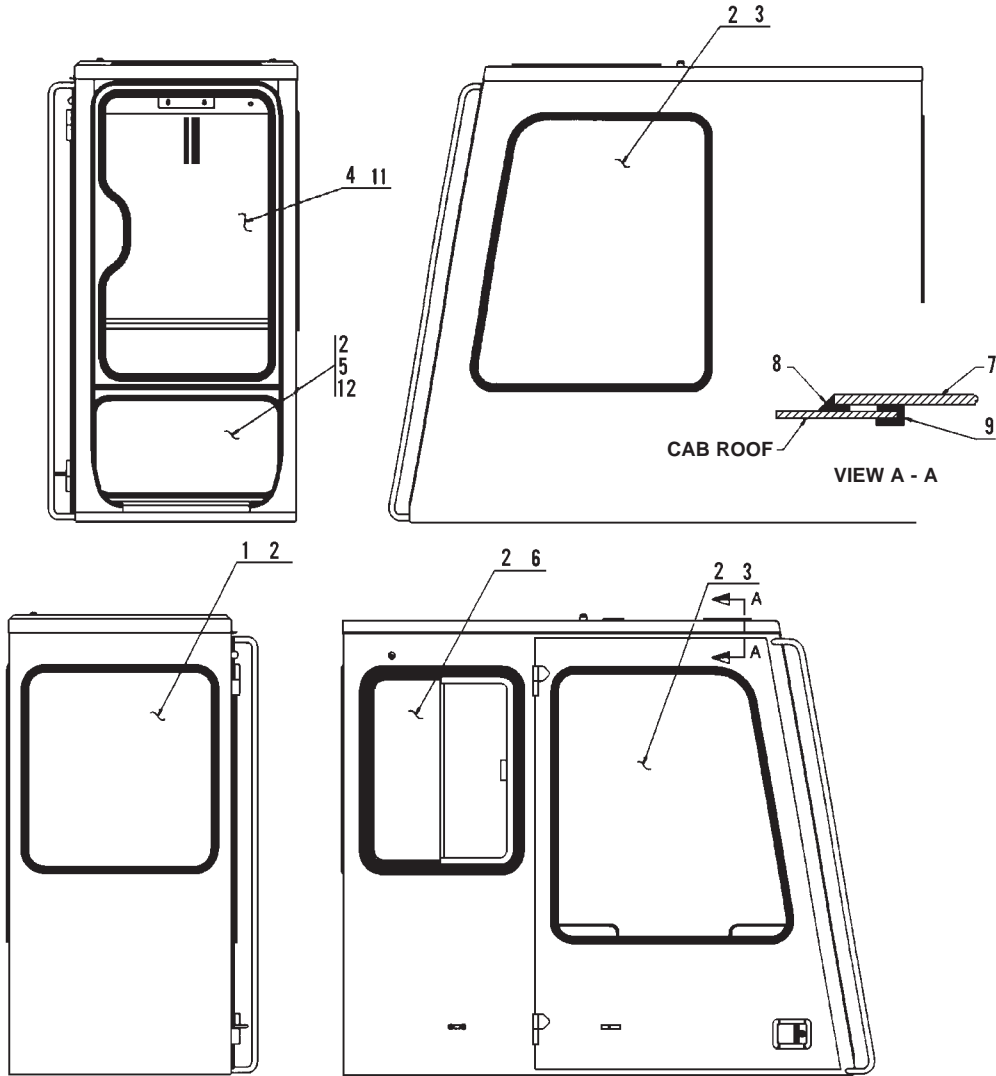
ASSEMBLY PROCEDURE



1. CLEAN MATING SURFACES WITH GENERAL PURPOSE CLEANER
2. INSTALL TRIM
3. APPLY 3/8" DIAMETER BEAD TO ROOF HATCH
4. APPLY HATCH TO CAB ROOF
5. SMOOTH OUT BEAD TO ACHIEVE SMOOTH URETHANE ADHESIVE FILLET AS SHOWN.

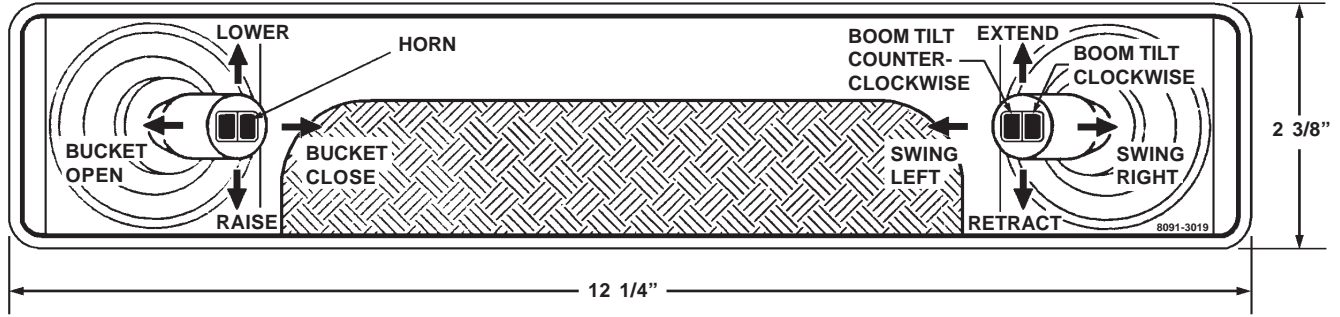


Item	Part No.	Qty.	Description Of Part
	8096-5006	1	ROOF HATCH INSTALLATION, (includes all items)
1	8096-6012	1	ROOF HATCH WELDMENT
2	8096-6011	1	ROOF HATCH FRAME
3	8368-3540	69"	TRIM SEAL
4	8096-3105	1	GAS SPRING
5	1440-4579	AR	URETHANE ADHESIVE
6	9020-6195	72"	TRIM-LOK SEAL
7	7714-3006	2	WHIZ-LOK NUT, 5/16-18
8	8820-1002	4	HEX HD CAPSCREW, 1/4-20X5/8, GR5
9	8856-1002	4	FLAT WASHER, 1/4
10	8852-1304	4	HEX LOCKNUT, 1/4-20
11	8096-1009	Ref	CAB ROOF

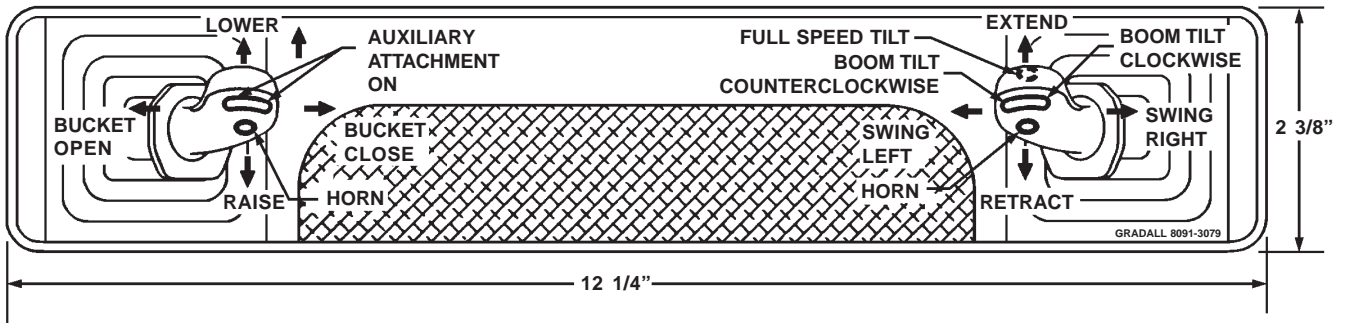


Item	Part No.	Qty.	Description Of Part
	8096-5035	1	LEXAN GLASS INSTALLATION, (includes all items)
1	8099-3006	1	REAR WINDOW
2	8366-1145	AR	WEATHER STRIP
3	8099-3002	2	SIDE WINDOW
4	8099-3047	1	FRONT WINDOW
5	8096-3201	1	BOTTOM FRONT WINDOW
6	8099-3005	1	SLIDING WINDOW
7	8099-3055	1	TOP WINDOW
8	1440-4579	AR	URETHANE ADHESIVE
9	7207-1112	AR	RUBBER CHANNEL
10	1440-4644	AR	SILICONE SEALANT, BLACK, (not shown)
11	8096-3029	AR	WEATHER STRIP
12	8096-1291	1	WINDOW FRAME

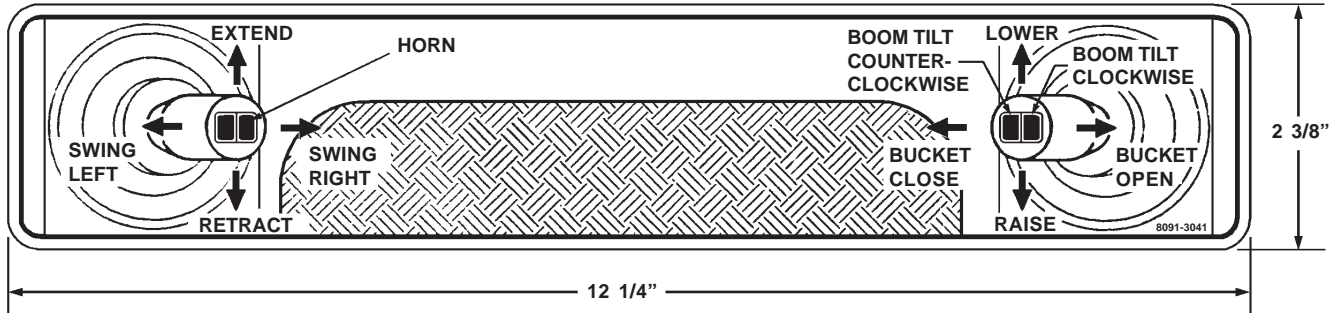
8091-3019
GRADALL CONTROL PATTERN
(ROUND STYLE JOYSTICKS)



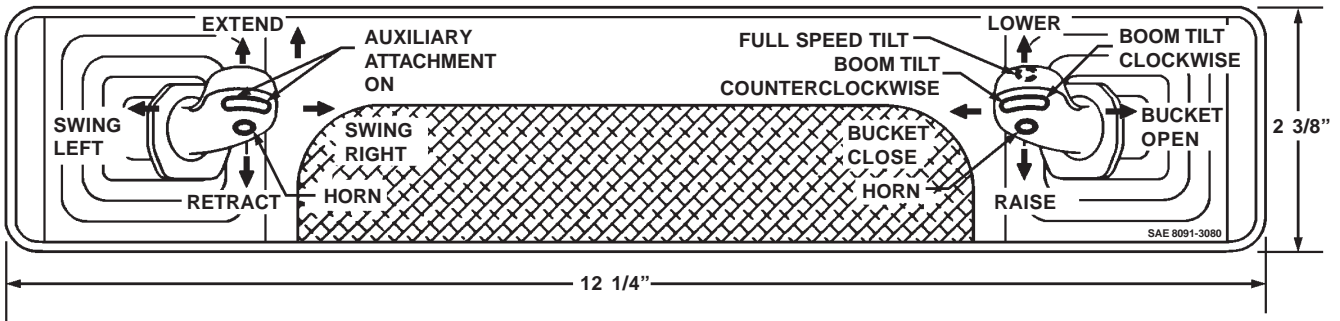
8091-3079
GRADALL CONTROL PATTERN
(ERGONOMIC STYLE JOYSTICKS)



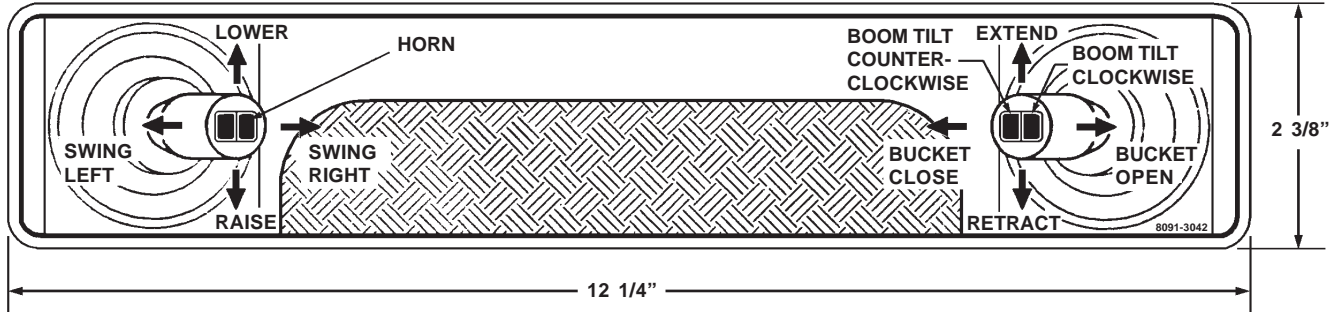
8091-3041
SAE CONTROL PATTERN
(ROUND STYLE JOYSTICKS)



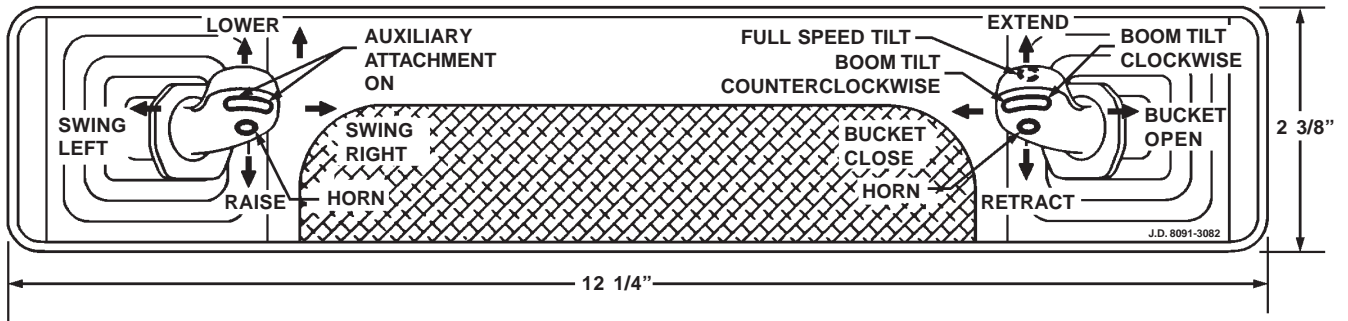
8091-3080
SAE CONTROL PATTERN
(ERGONOMIC STYLE JOYSTICKS)

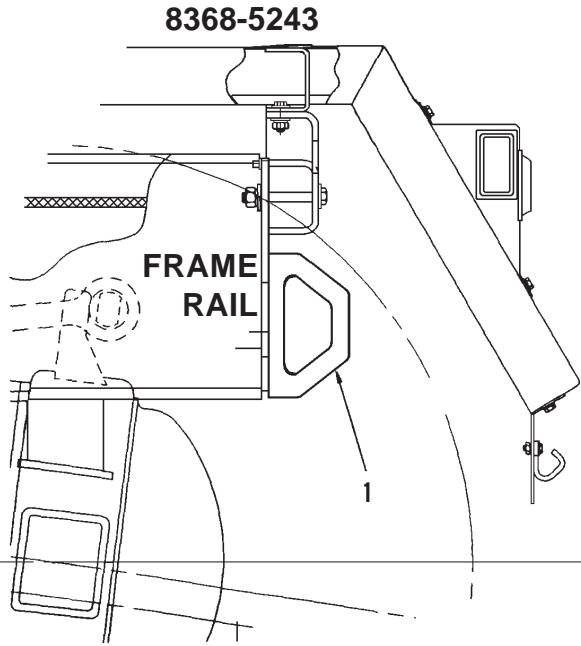


8091-3042
JOHN DEER CONTROL PATTERN
(ROUND STYLE JOYSTICKS)

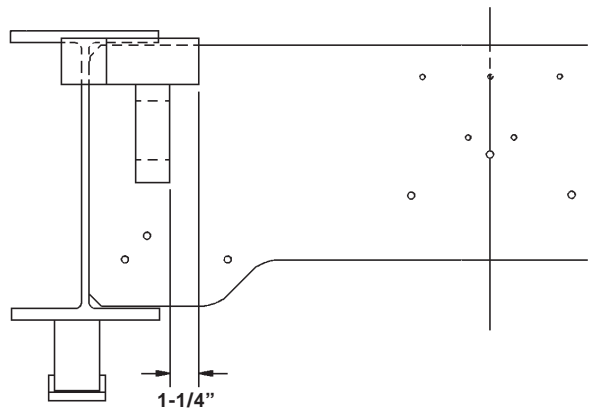
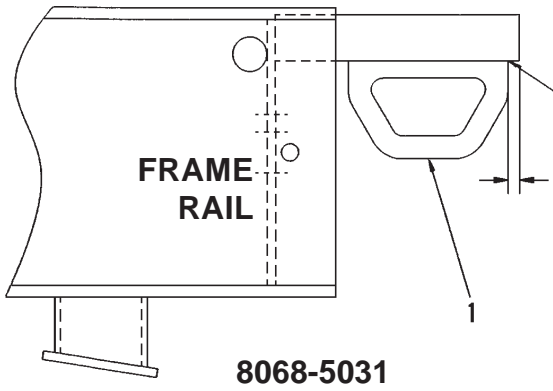


8091-3082
JOHN DEER CONTROL PATTERN
(ERGONOMIC STYLE JOYSTICKS)

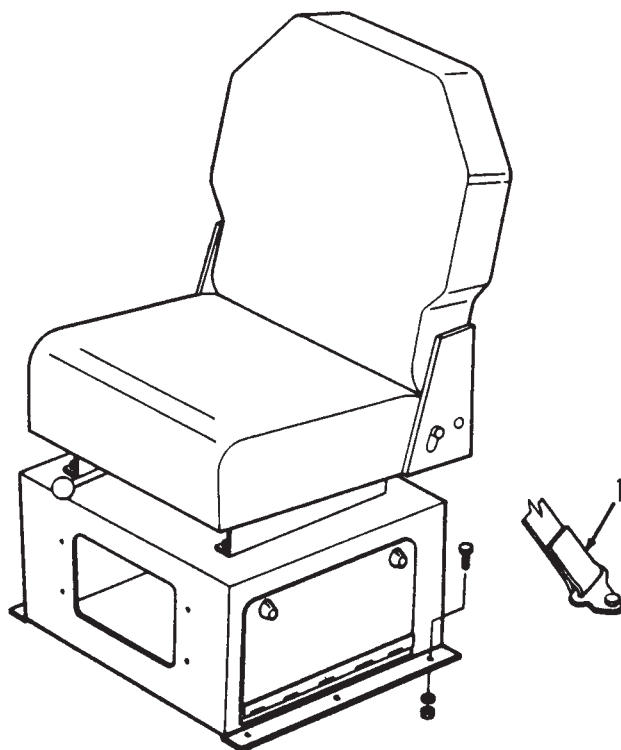




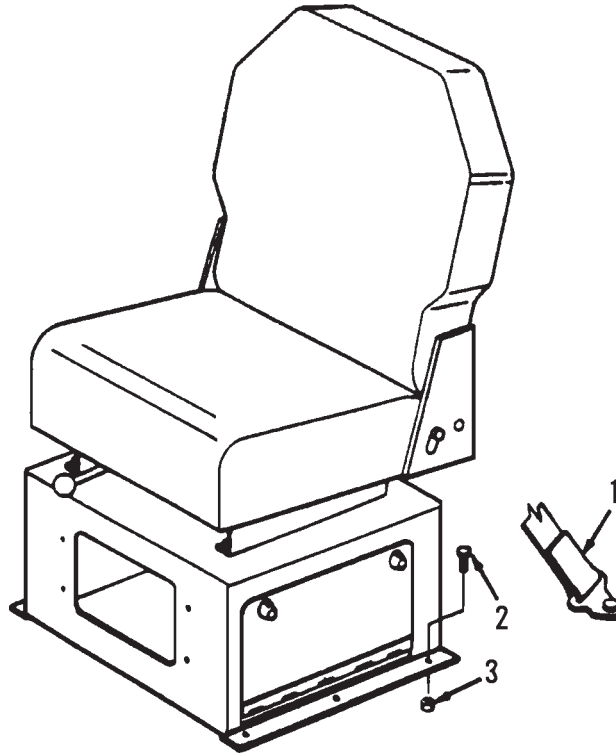
Item	Part No.	Qty.	Description Of Part
1	8368-5243	1	REAR TOW HOOK INSTALLATION
	8368-1475	2	TOW HOOK WELDMENT



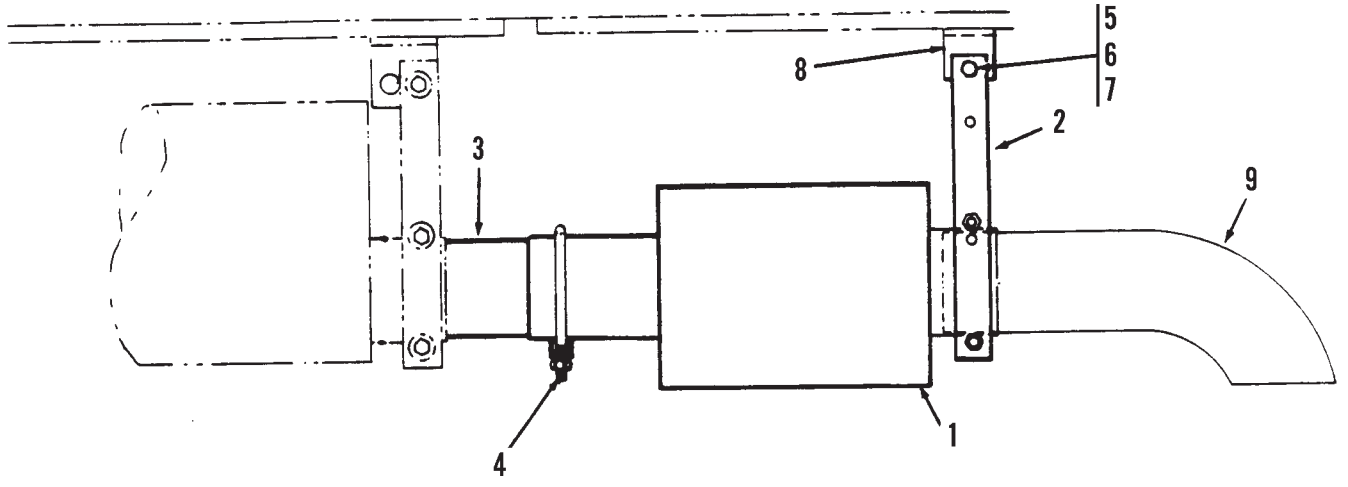
Item	Part No.	Qty.	Description Of Part
1	8068-5031	1	REAR TOW HOOK INSTALLATION
	8368-1475	2	TOW HOOK WELDMENT



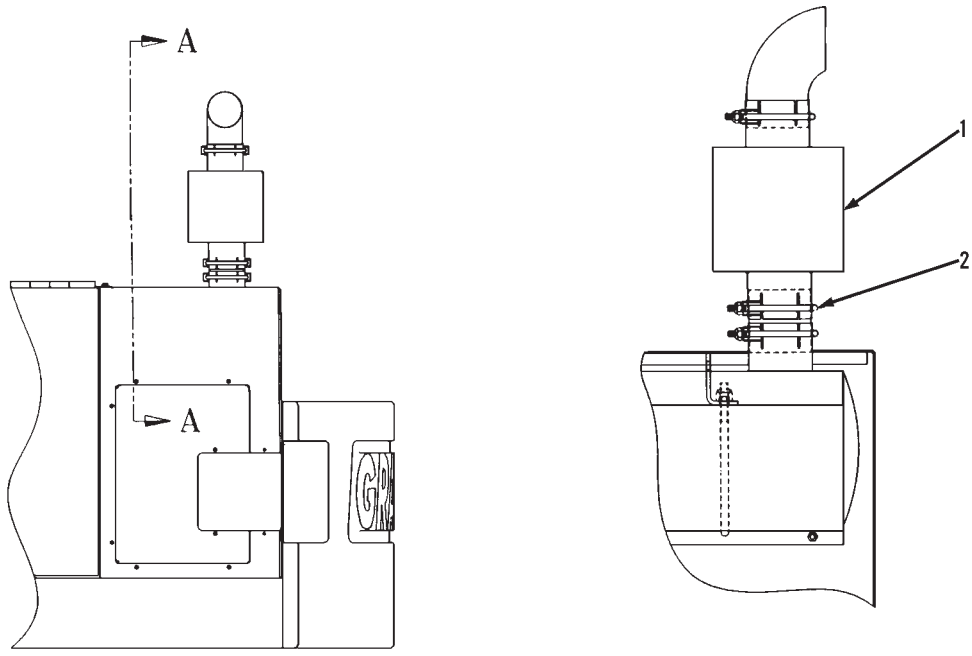
Item	Part No.	Qty.	Description Of Part
1	8688-3173	1	SEAT BELT KIT, (includes mounting hardware)



Item	Part No.	Qty.	Description Of Part
1	9103-3029	1	SEATBELT
2	8820-1050	2	HEX HD CAPSCREW, 7/16-14X1, GR5
3	8850-1007	2	HEX NUT, 7/16-14

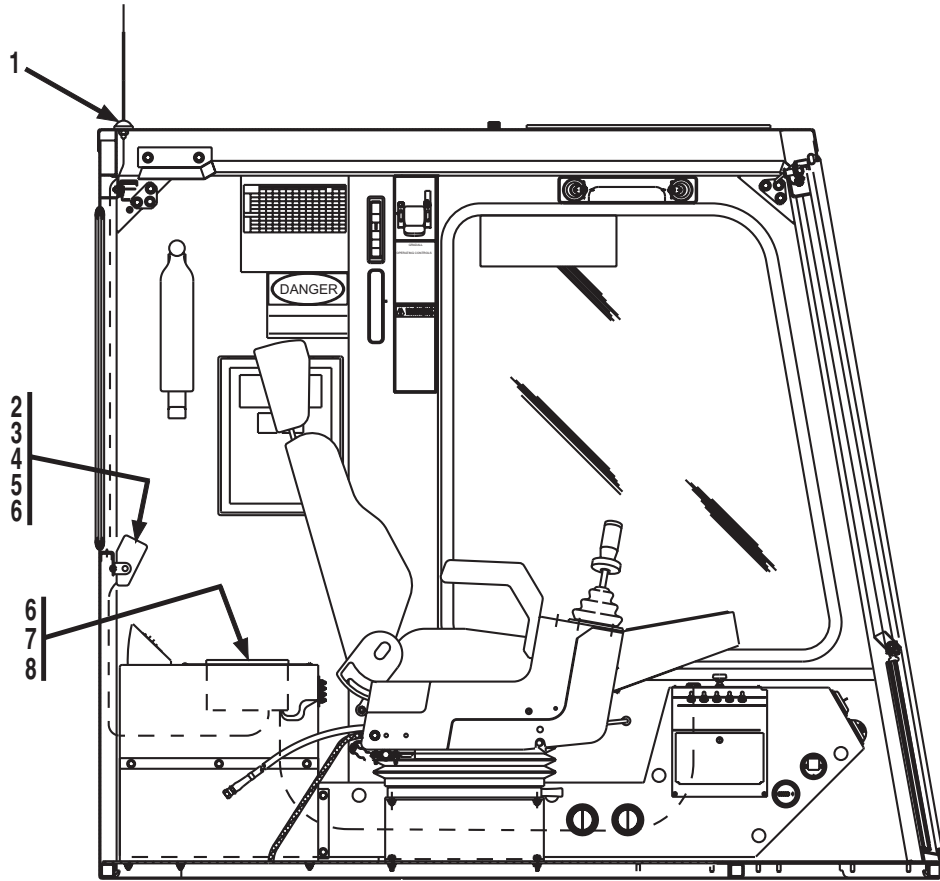


Item	Part No.	Qty.	Description Of Part
	8368-5140	1	SPARK ARRESTOR INSTALLATION COMPONENTS, (includes all items)
1	8688-3066	1	SPARK ARRESTOR
2	8368-1627	1	HANGER BAR
3	8688-1209	1	EXHAUST TUBE
4	8688-3127	2	MUFFLER CLAMP
5	8820-1036	1	HEX HD CAPSCREW, 3/8-16X1-1/4, GR5
6	8855-1011	1	LOCKWASHER, 3/8
7	8850-1006	1	HEX NUT, 3/8-16
8	8348-1255	1	CLIP
9	8688-3130	Ref	TAIL SPOUT

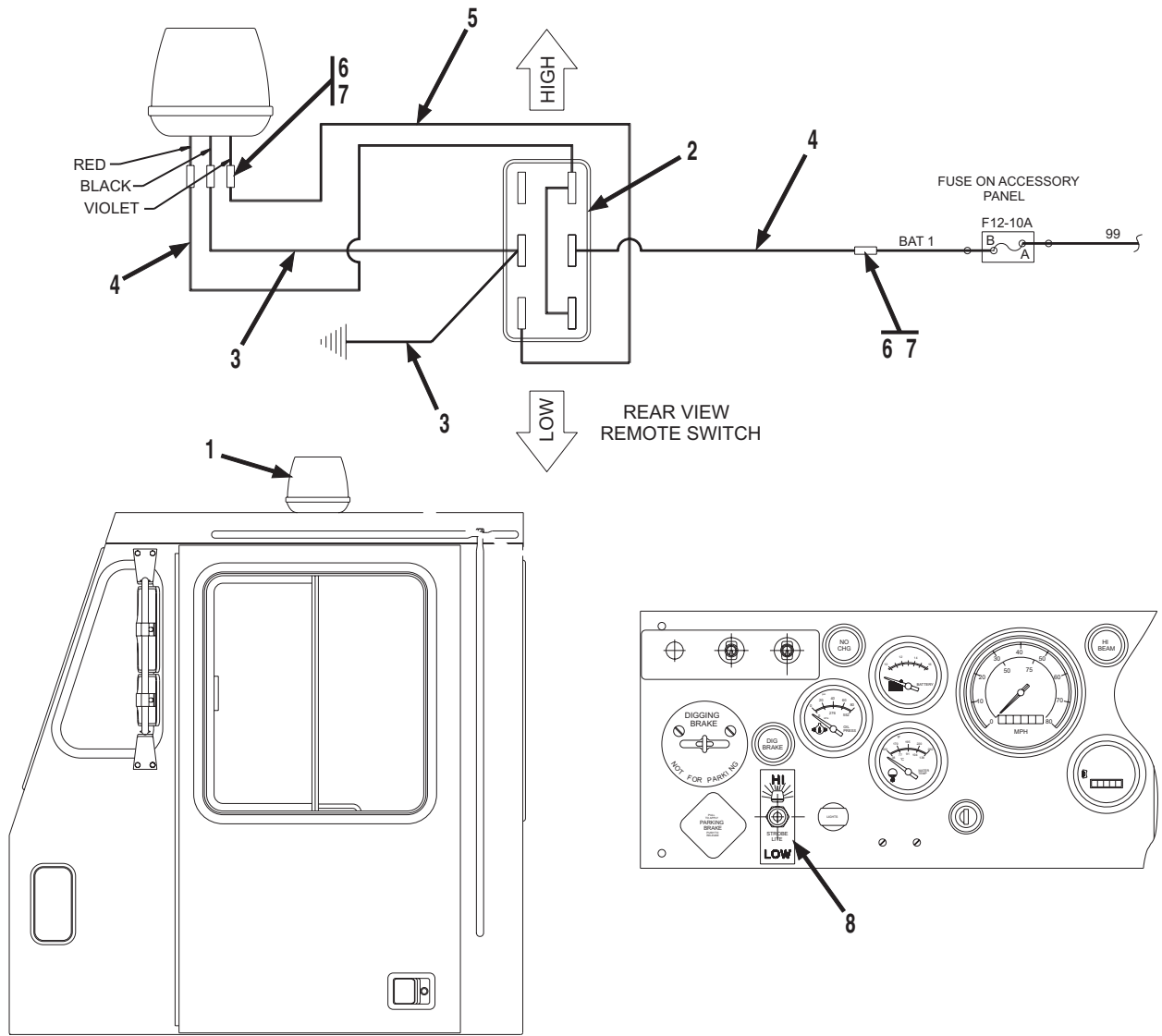


PARTIAL SECTION
 A-A

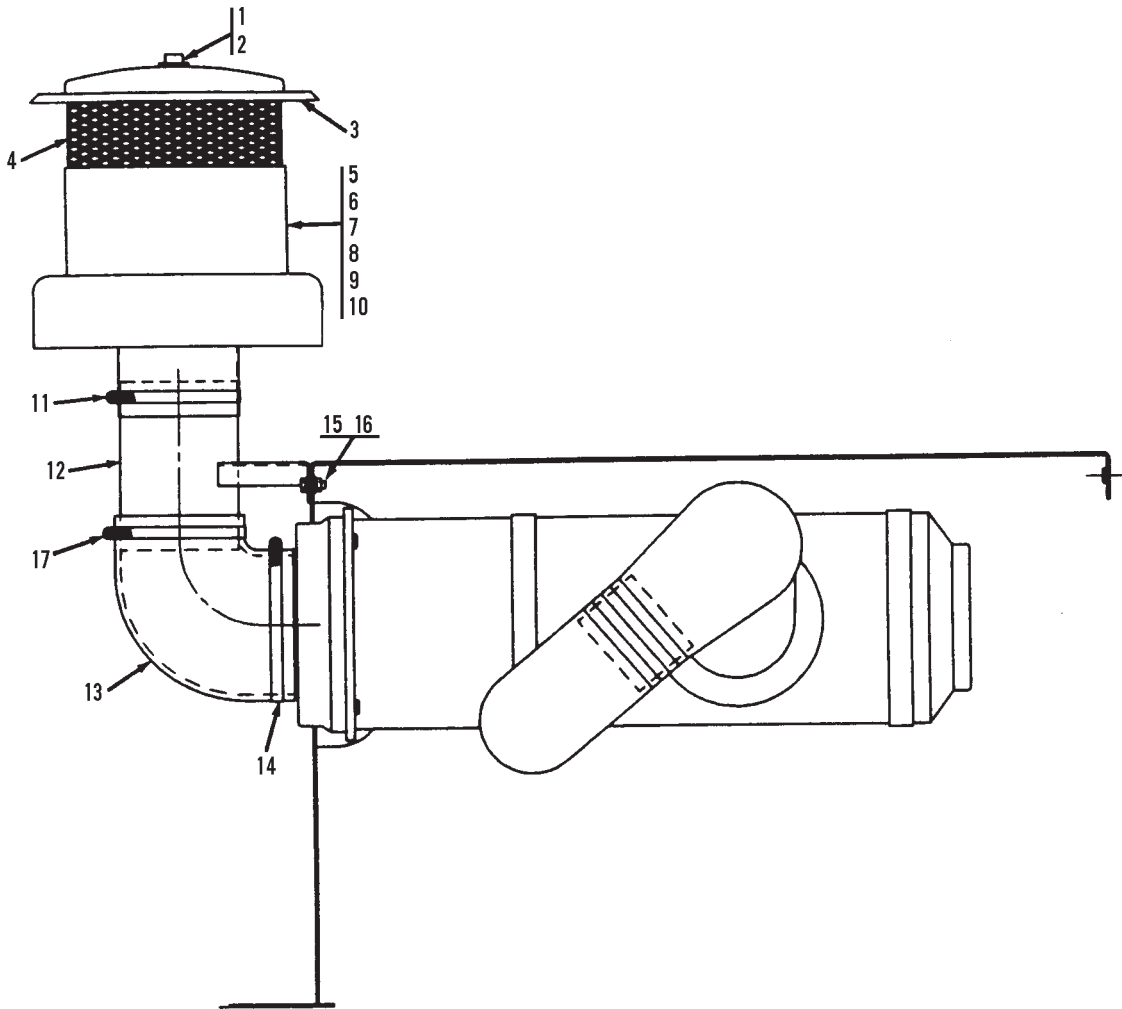
Item	Part No.	Qty.	Description Of Part
	8067-5015	1	UPPER SPARK ARRESTOR INSTALLATION, (includes all items)
1	8688-3066	1	SPARK ARRESTOR
2	8688-3127	3	MUFFLER CLAMP



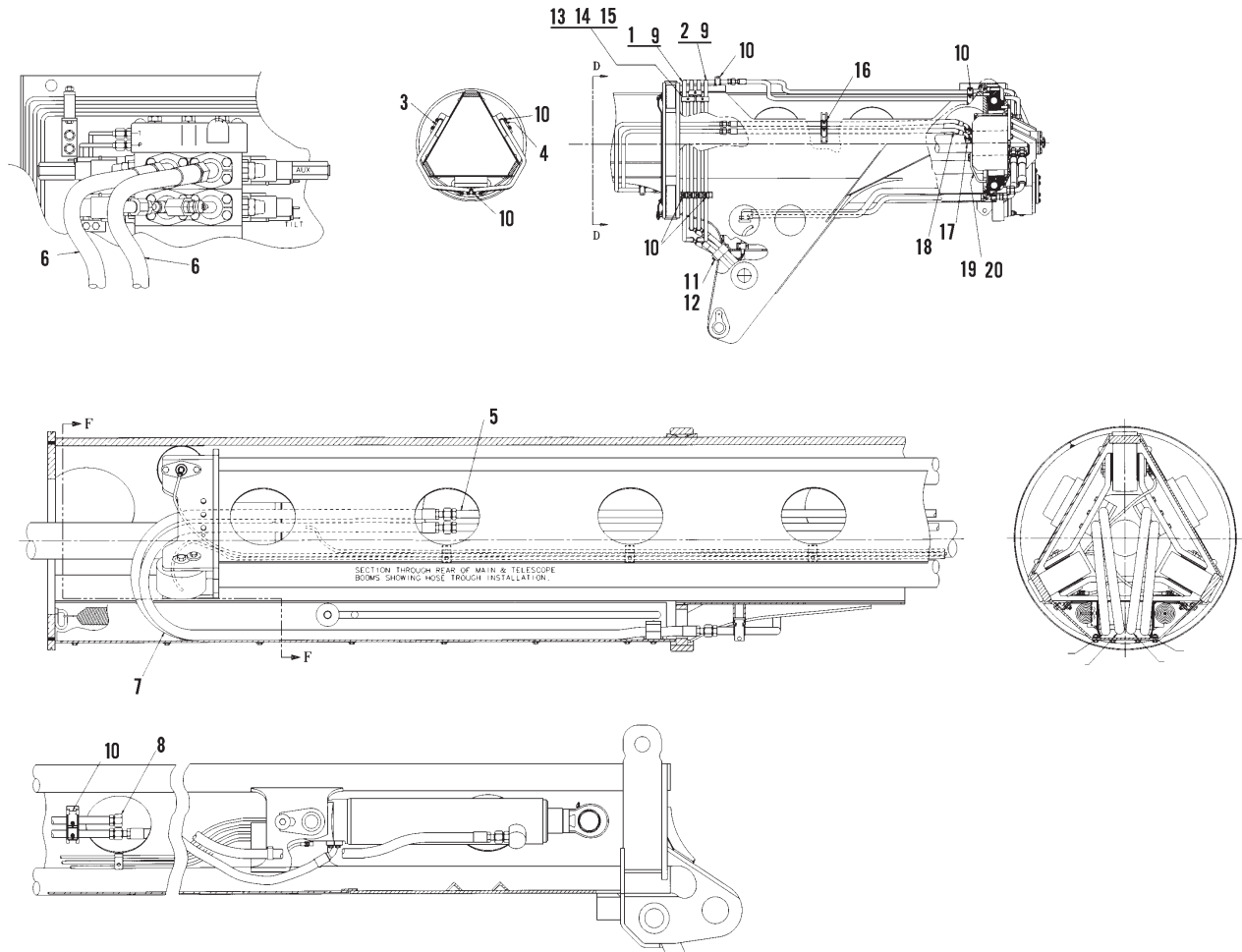
Item	Part No.	Qty.	Description Of Part
	8096-5038	1	STEREO, AM/FM CASSETTE, (includes all items)
1	8096-3250	1	ANTENNA
2	8096-3249	2	SPEAKER
3	8096-1312	2	SPEAKER BRACKET
4	8830-1107	4	ROUND HD MACHINE SCREW, #12- 24X3/8
5	8850-1614	4	HEX NUT, #12-24
6	8832-1038	8	SELF TAPPING SCREW, #10-32X3.8
7	8096-3314	1	STEREO
8	8096-1385	1	RADIO CONSOLE COVER



Item	Part No.	Qty.	Description Of Part
	8068-5079	1	STROBE LIGHT INSTALLATION COMPONENTS, (includes all items)
1	7738-3751	1	STROBE LIGHT KIT
2	8096-3172	1	TOGGLE SWITCH
3		AR	WIRE, (black)
4		AR	WIRE, (red)
5		AR	WIRE, (blue)
6	8668-3480	4	CONNECTOR
7	8368-3549	AR	HEAT SHRINK
8	8096-1247	1	DECAL



Item	Part No.	Qty.	Description Of Part
	8395-9010	1	TURBO II PRE-CLEANER INSTALLATION COMPONENTS, (includes all items)
	8367-3174	1	TURBO II PRE-CLEANER ASSY, (includes items 1 thru 11)
1	8367-4173	1	CAPTURE NUT
2	8367-4174	1	STUD ASSY
3	8367-4175	1	RAIN CAP, (includes item 1)
4	8367-4176	1	INTAKE SCREEN
5	8367-4177	1	BODY ASSY
6	8367-4178	1	SUPPORT
7	8367-4179	1	SPINNER ASSY
8	8367-4180	8	MOUNTING BOLT
9	8367-4181	1	BOTTOM ASSY
10	8367-4182	3	VENT SPACER
11	8367-4183	1	CLAMP
12	8395-6001	1	PRE-CLEANER MOUNT
13	8395-3051	1	ELBOW
14	8368-3273	1	HOSE CLAMP
15	7714-3004	2	WHIZ-LOK SCREW, 5/16-18X1-1/4
16	7714-3006	2	WHIZ-LOK NUT, 5/16-18
17	8395-3021	1	CLAMP



PARTS LIST FOR 8062-5006 (4-line)

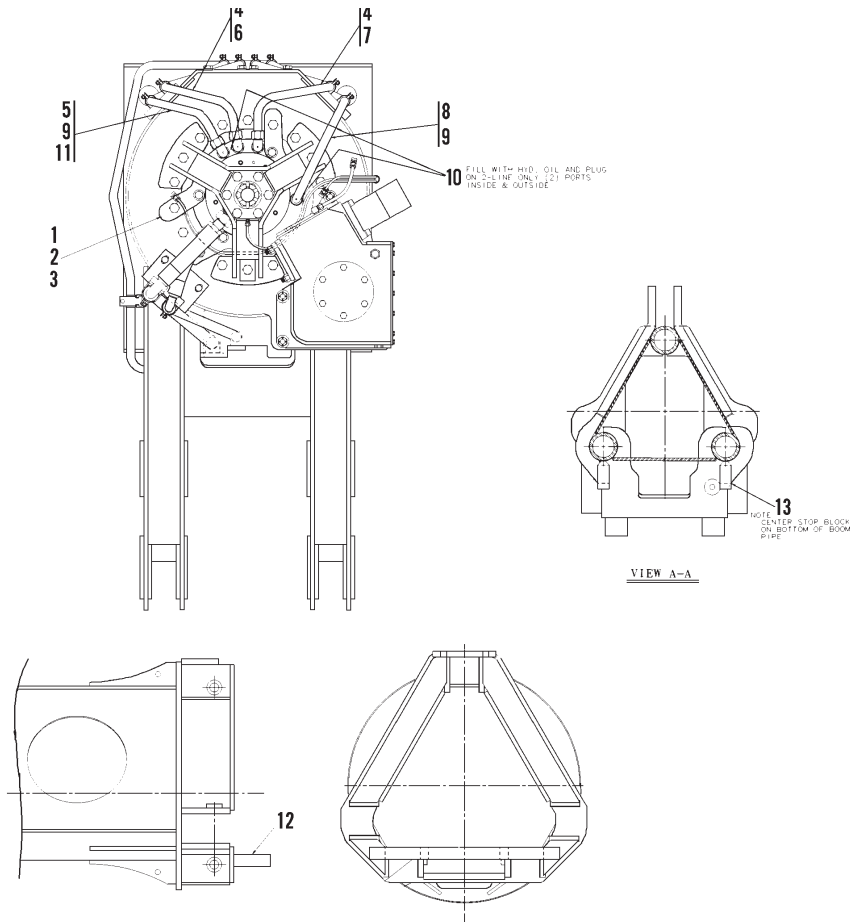
PARTS LIST FOR 8062-5007 (2-line)

Item	Part No.	Qty.	Description Of Part
	8062-5006	1	TILT HOSE TROUGH, 360 DEGREE, (includes all items)
1	8062-3017	1	TUBE ASSY
2	8062-3018	1	TUBE ASSY
3	8062-3019	1	TUBE ASSY
4	8062-3020	1	TUBE ASSY
5	8062-3028	2	TUBE ASSY
6	8471-8116	2	HOSE ASSY
7	8471-8214	2	HOSE ASSY
8	8471-4006	2	CAP
9	8859-1508	2	O-RING
10	9105-3413	14	CUSHION CLAMP
11	8820-1316	1	HEX HD CAPSCREW, 1/2-13X1-1/4, GR5
12	8062-3012	1	HOSE CLAMP
13	9020-0482	4	TUBE CLAMP
14	8821-1073	2	SOCKET HD CAPSCREW, 3/8-16X1-1/2
15	8852-1206	2	HEX LOCKNUT, 3/8-16
16	9020-5792	4	CUSHION CLAMP
17	8866-2332	4	ELBOW, 90 DEGREES, 3/4
18	8471-8465	4	HOSE ASSY
19	8062-1132	1	STABILIZER
20		AR	LOCTITE

Item	Part No.	Qty.	Description Of Part
	8062-5007	1	TILT HOSE TROUGH, 360 DEGREE, (includes all items)
1	8062-3017	-	TUBE ASSY
2	8062-3018	-	TUBE ASSY
3	8062-3019	-	TUBE ASSY
4	8062-3020	-	TUBE ASSY
5	8062-3028	-	TUBE ASSY
6	8471-8116	-	HOSE ASSY
7	8471-8214	-	HOSE ASSY
8	8471-4006	-	CAP
9	8859-1508	-	O-RING
10	9105-3413	4	CUSHION CLAMP
11	8820-1316	-	HEX HD CAPSCREW, 1/2-13X1-1/4, GR5
12	8062-3012	-	HOSE CLAMP
13	9020-0482	-	TUBE CLAMP
14	8821-1073	-	SOCKET HD CAPSCREW, 3/8-16X1-1/2
15	8852-1206	-	HEX LOCKNUT, 3/8-16
16	9020-5792	4	CUSHION CLAMP
17	8866-2332	2	ELBOW, 90 DEGREES, 3/4
18	8471-8465	2	HOSE ASSY
19	8062-1132	1	STABILIZER
20		AR	LOCTITE

SEE ALSO 8062-5006 (2), NEXT PAGE

8062-5006 (1)
8062-5007 (1)

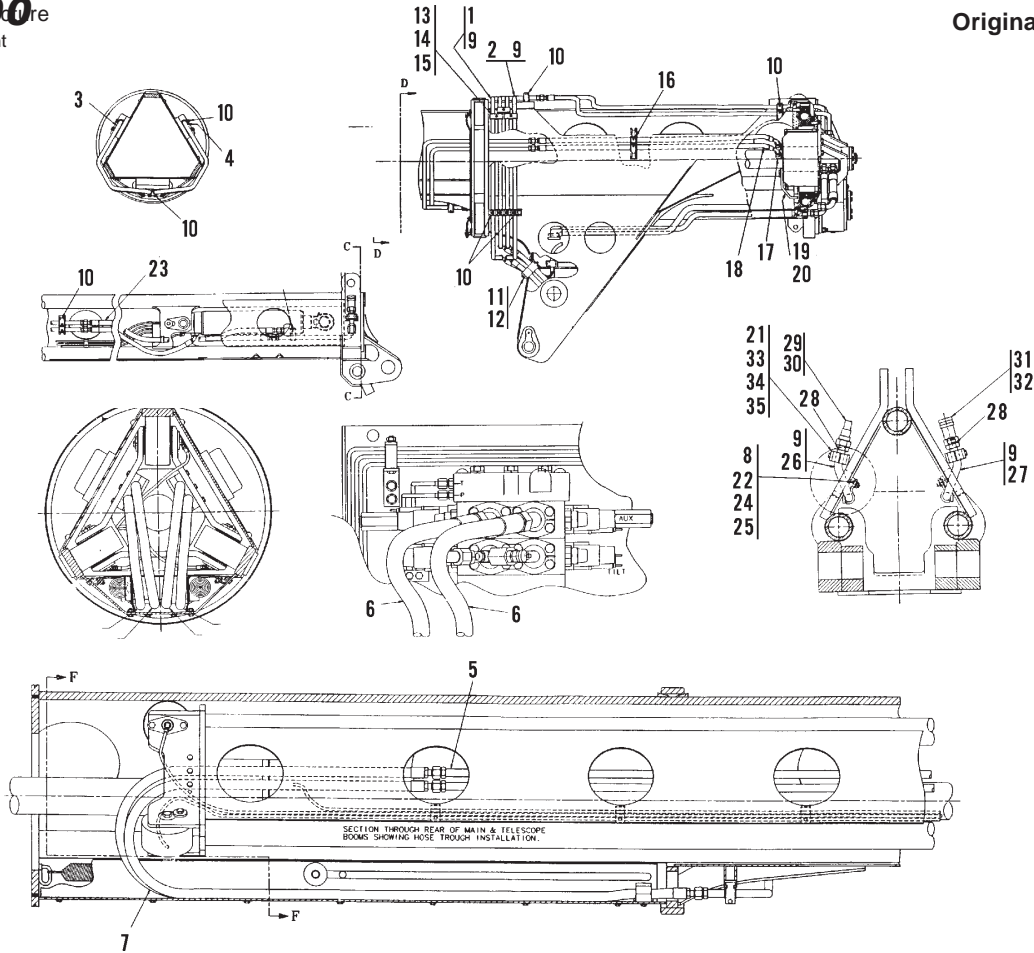


PARTS LIST FOR 8062-5006 (4-line)

Item	Part No.	Qty.	Description Of Part
	8062-5006	1	TILT HOSE TROUGH, 360 DEGREE, (includes all items)
1	8092-5013	1	360 DEGREE TILT GLAND
2	8320-1017	3	HEX HD CAPSCREW, 3/4-10X2-3/4, GR5
3		AR	LOCTITE
4	8866-2332	2	ELBOW, 90 DEGREES, 1/2
5	8062-3029	1	TUBE ASSY
6	8062-3030	1	TUBE ASSY
7	8062-3031	1	TUBE ASSY
8	8062-3032	1	TUBE ASSY
9	8866-2304	2	CONNECTOR
10	8866-2195	-	PLUG
11	8866-2374	1	ELBOW, 90 DEGREES, (swivel nut)
12	8062-1104	1	STOP PLATE, (req'd to limit stroke)
13	8062-1131	2	STOP BLOCK, (req'd to limit stroke)

PARTS LIST FOR 8062-5007 (2-line)

Item	Part No.	Qty.	Description Of Part
	8062-5007	1	TILT HOSE TROUGH, 360 DEGREE, (includes all items)
1	8092-5013	1	360 DEGREE TILT GLAND
2	8320-1017	3	HEX HD CAPSCREW, 3/4-10X2-3/4, GR5
3		AR	LOCTITE
4	8866-2332	2	ELBOW, 90 DEGREES, 1/2
5	8062-3029	-	TUBE ASSY
6	8062-3030	1	TUBE ASSY
7	8062-3031	1	TUBE ASSY
8	8062-3032	-	TUBE ASSY
9	8866-2304	-	CONNECTOR
10	8866-2195	4	PLUG
11	8866-2374	-	ELBOW, 90 DEGREES, (swivel nut)
12	8062-1104	1	STOP PLATE, (req'd to limit stroke)
13	8062-1131	2	STOP BLOCK, (req'd to limit stroke)

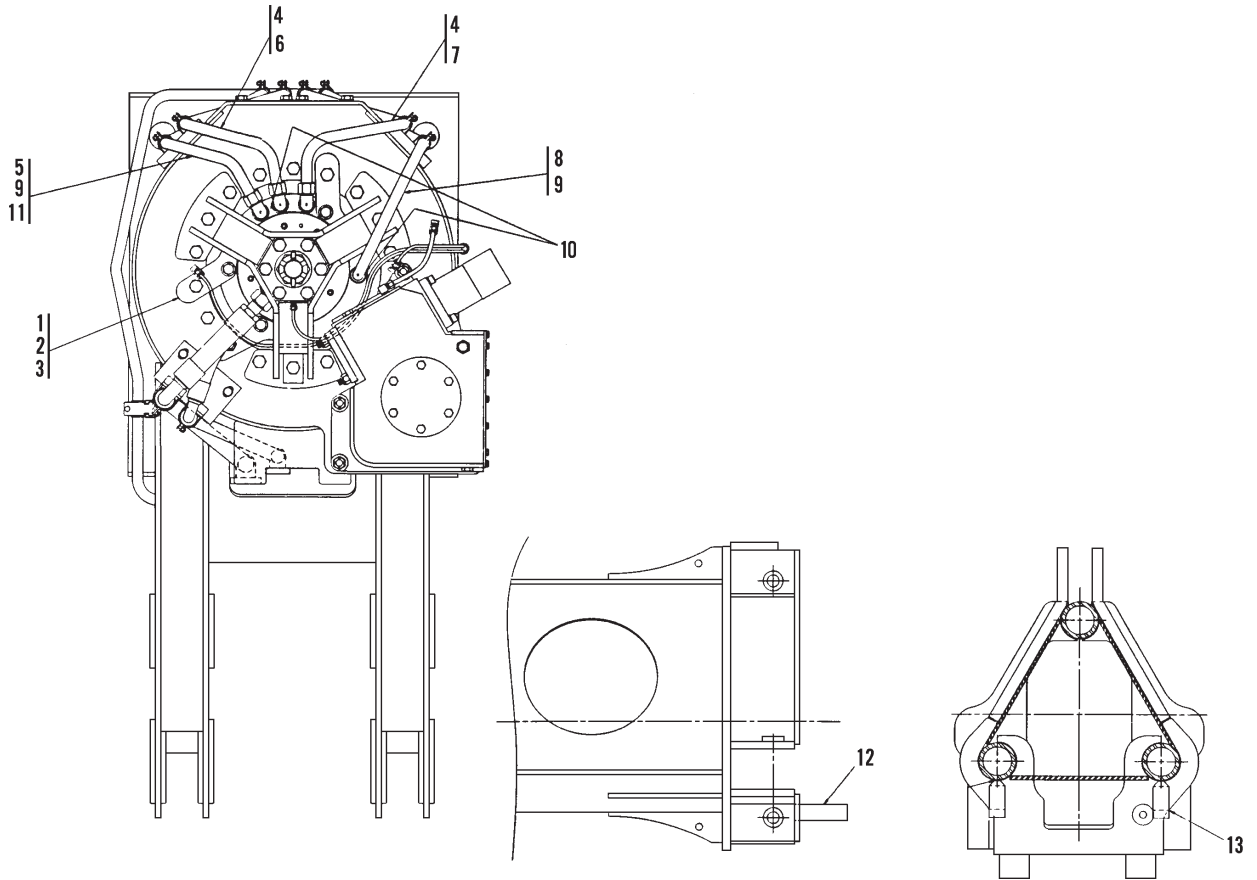


PARTS LIST FOR 8062-5009 (4-line)

Item	Part No.	Qty.	Description Of Part
	8062-5009	1	TILT HOSE TROUGH, 360 DEGREE, (includes all items)
1	8062-3017	1	TUBE ASSY
2	8062-3018	1	TUBE ASSY
3	8062-3019	1	TUBE ASSY
4	8062-3020	1	TUBE ASSY
5	8062-3028	2	TUBE ASSY
6	8471-8116	2	HOSE ASSY
7	8471-8416	2	HOSE ASSY
8	7714-3015	2	WHIZ-LOK NUT, 3/8-16
9	8859-1508	2	O-RING
10	8092-3059	14	CUSHION CLAMP
11	8820-1316	1	HEX HD CAPSCREW, 1/2-13X1-1/4, GR5
12	8062-3012	1	HOSE CLAMP
13	9020-0482	4	TUBE CLAMP
14	8821-1073	2	SOCKET HD CAPSCREW, 3/8-16X1-1/2
15	8852-1206	2	HEX LOCKNUT, 3/8-16
16	9020-5792	4	CUSHION CLAMP
17	8866-2332	4	ELBOW, 90 DEGREES, 3/4
18	8471-8465	4	HOSE ASSY
19	8062-1132	1	STABILIZER
20		AR	LOCTITE

Item	Part No.	Qty.	Description Of Part
21	8325-3009	2	CLAMP
22	8820-1036	2	HEX HD CAPSCREW, 3/8-16X1-1/4, GR5
23	8471-8386	2	HOSE ASSY
24	8062-1137	2	SPACER PLATE
25	9020-2343	2	TUBE CLAMP
26	8062-3033	1	TUBE ASSY
27	8062-3034	1	TUBE ASSY
28	8859-1207	2	O-RING
29	8345-1129	1	MALE COUPLING
30	8362-3026	1	DUST CAP
31	8345-1128	1	FEMALE COUPLING
32	8362-3027	1	DUST PLUG
33	8325-3003	1	WELD PLATE
34	8325-3010	2	COVER PLATE
35	8820-1040	4	HEX HD CAPSCREW, 3/8-16X2-1/4, GR5

Item	Part No.	Qty.	Description Of Part
	8062-5007	1	TILT HOSE TROUGH, 360 DEGREE, (includes all items)
10	8092-3059	4	CUSHION CLAMP
16	9020-5792	4	CUSHION CLAMP
17	8866-2332	2	ELBOW, 90 DEGREES, 3/4
18	8471-8465	2	HOSE ASSY
19	8062-1132	1	STABILIZER
20		AR	LOCTITE



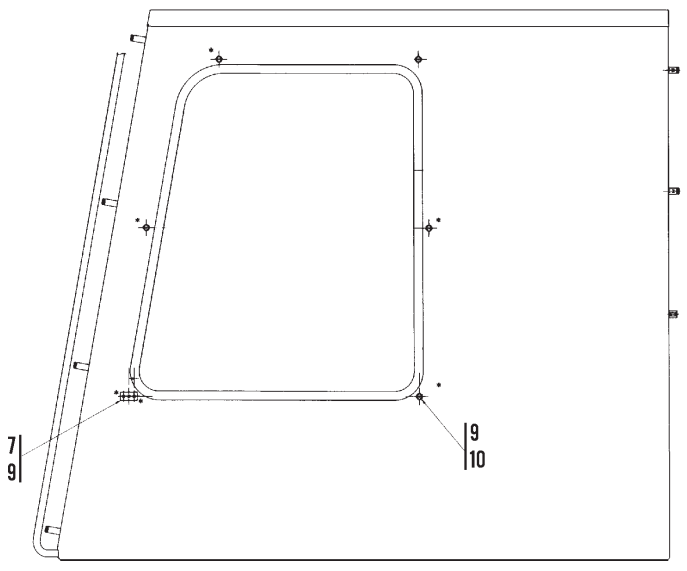
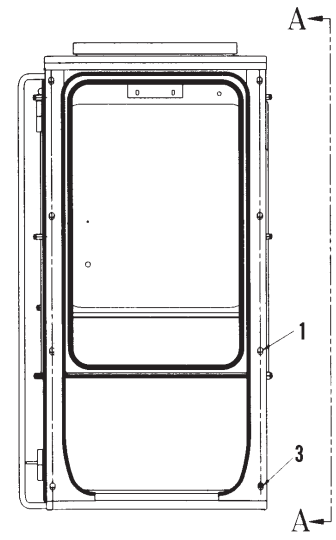
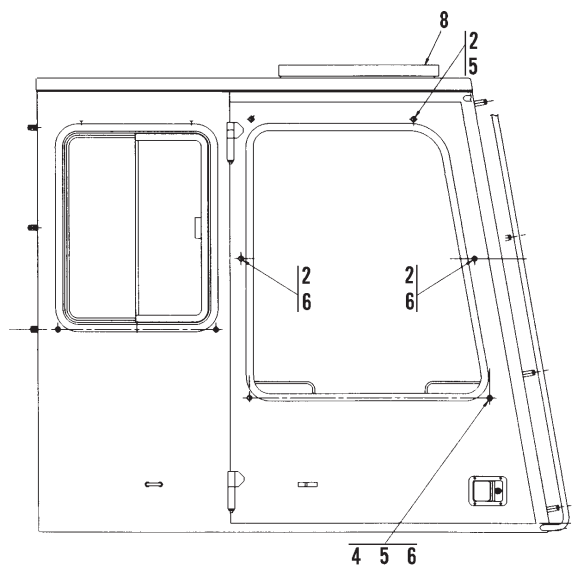
PARTS LIST FOR 8062-5009 (4-line)

Item	Part No.	Qty.	Description Of Part
	8062-5009	1	TILT HOSE TROUGH, 360 DEGREE, (includes all items)
1	8092-5013	1	360 DEGREE TILT GLAND
2	8320-1017	3	HEX HD CAPSCREW, 3/4-10X2-3/4, GR5
3		AR	LOCTITE
4	8866-2332	2	ELBOW, 90 DEGREES, 1/2
5	8062-3029	1	TUBE ASSY
6	8062-3030	1	TUBE ASSY
7	8062-3031	1	TUBE ASSY
8	8062-3032	1	TUBE ASSY
9	8866-2304	2	CONNECTOR
10	8866-2195	-	PLUG
11	8866-2374	1	ELBOW, 90 DEGREES, (swivel nut)
12	8062-1104	1	STOP PLATE, (req'd to limit stroke)
13	8062-1131	2	STOP BLock, (req'd to limit stroke)

PARTS LIST FOR 8062-5007 (4-line)

Item	Part No.	Qty.	Description Of Part
	8062-5007	1	TILT HOSE TROUGH, 360 DEGREE, (includes all items)
1	8092-5013	1	360 DEGREE TILT GLAND
2	8320-1017	3	HEX HD CAPSCREW, 3/4-10X2-3/4, GR5
3		AR	LOCTITE
4	8866-2332	2	ELBOW, 90 DEGREES, 1/2
5	8062-3029	-	TUBE ASSY
6	8062-3030	1	TUBE ASSY
7	8062-3031	1	TUBE ASSY
8	8062-3032	-	TUBE ASSY
9	8866-2304	-	CONNECTOR
10	8866-2195	4	PLUG
11	8866-2374	-	ELBOW, 90 DEGREES, (swivel nut)
12	8062-1104	1	STOP PLATE, (req'd to limit stroke)
13	8062-1131	2	STOP BLock, (req'd to limit stroke)

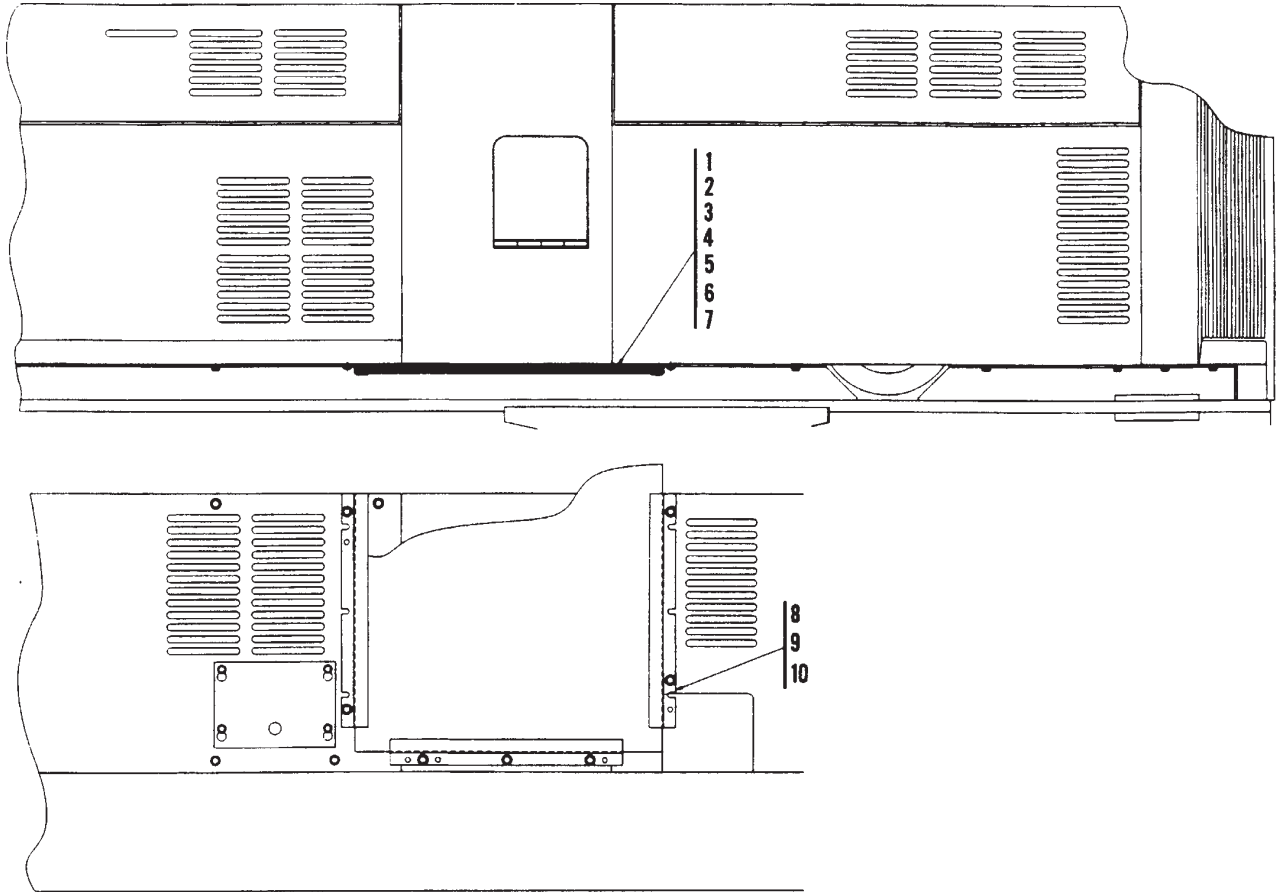
SEE ALSO 8062-5007/9 (1), PREVIOUS PAGE



SECTION A-A

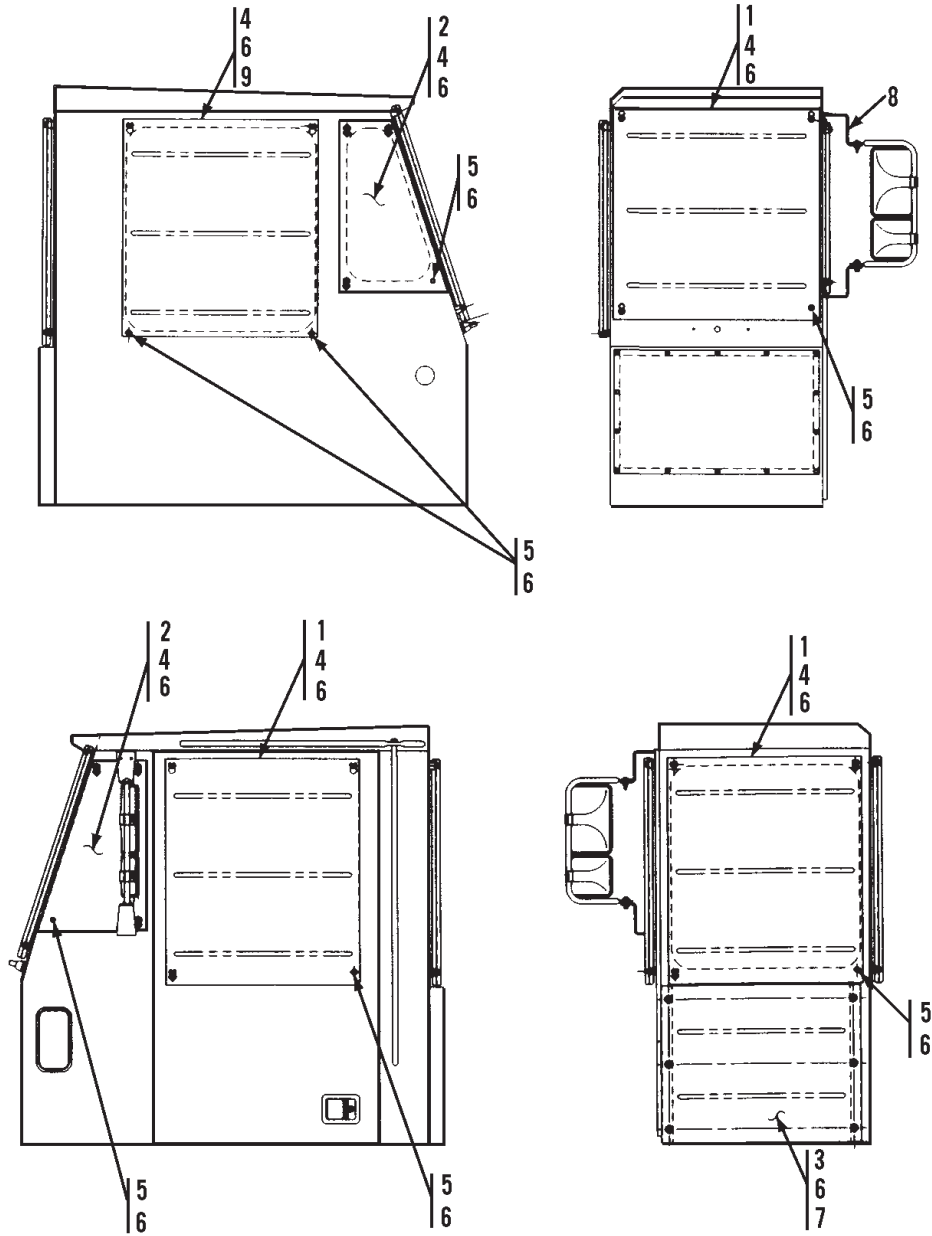
Item	Part No.	Qty.	Description Of Part
	8096-5021	1	VANDAL COVER INSTALLATION, (includes all items on pages 8096-5021 (1) & 8096-5021 (2).)
1	8096-1171	7	POST
2	8096-1173	13	POST
3	8096-1174	1	POST
4	8096-1175	3	POST
5	8820-1031	14	HEX HDCAPSCREW, 3/8-16X1/2, GR5
6	8820-1040	2	HEX HDCAPSCREW, 3-8-16X2-1/4, GR5
7	8096-1176	1	TAPPED BLOCK
8	8096-5006	1	HATCH INSTALLATION
9	8820-1032	7	HEX HDCAPSCREW, 3/8-16X5/8, GR5
10	8096-1172	5	POST

SEE ALSO 8096-5021 (2), NEXT PAGE

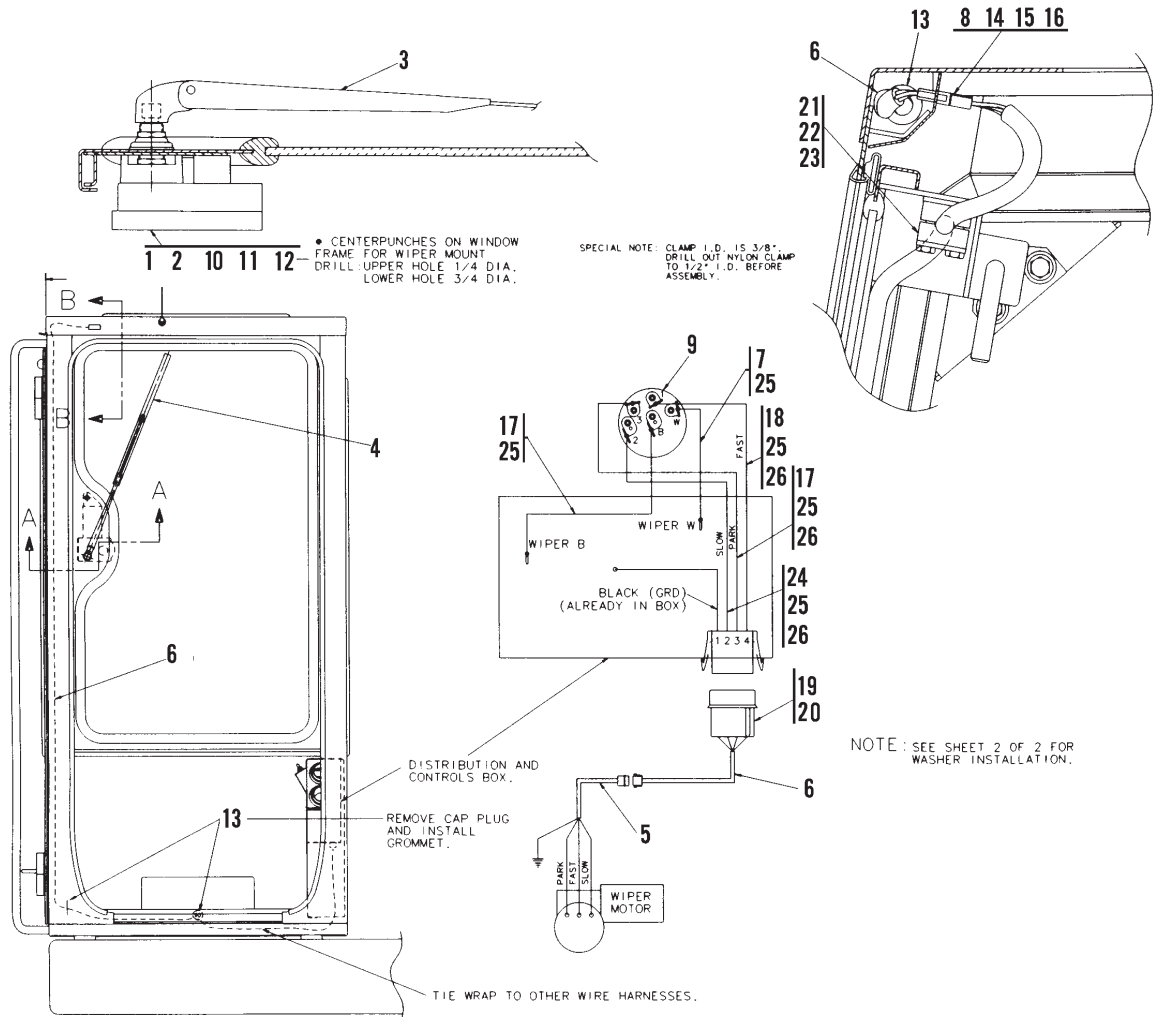


Item	Part No.	Qty.	Description Of Part
	8096-5021	1	VANDAL COVER INSTALLATION, (includes all items on pages 8096-5021 (1) & 8096-5021 (2).)
1	8096-1164	1	VANDAL COVER, (bottom front)
2	8096-1165	2	VANDAL COVER, (top front)
3	8096-1166	1	VANDAL COVER, (bottom rear)
4	8096-1167	1	VANDAL COVER, (top rear)
5	8096-1168	1	VANDAL COVER, (r./h. side)
6	8096-1169	2	VANDAL COVER, (bottom l./h. & bottom door)
7	8096-1170	2	VANDAL COVER, (top l.h. & top door)
8	8096-1183	3	COVER RETAINER
9	7714-3015	4	WHIZ-LOK NUT, 3/8-16
10	8097-3025	4	WHIZ-LOK SCREW, 3/8-16X1

SEE ALSO 8096-5021 (1), PREVIOUS PAGE



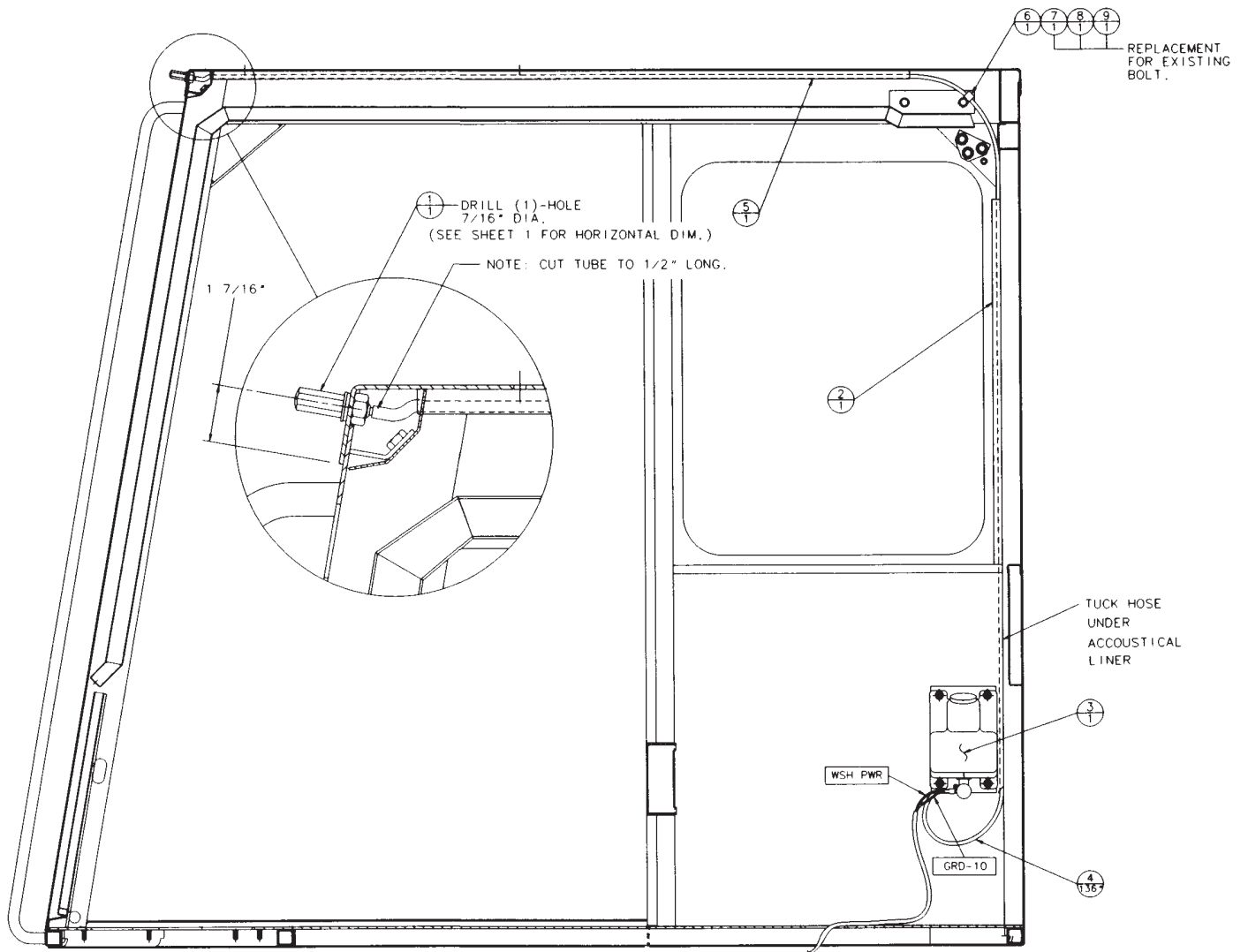
Item	Part No.	Qty.	Description Of Part
	8368-5291	1	WINDOW COVER INSTALLATION COMPONENTS, (includes all items)
1	8369-1199	3	VANDAL COVER
2	8369-1200	2	VANDAL COVER
3	8369-1201	1	WINDOW COVER RETAINER
4	8096-1173	17	POST
5	8096-1175	7	POST
6	8820-1031	30	HEX HD CAPSCREW, 3/8-16X1/2, GR5
7	7714-3015	6	WHIZ-LOK NUT, 3/8-16
8	8368-1936	2	MIRROR EXTENSION ARM
9	8369-1202	1	VANDAL COVER



Item	Part No.	Qty.	Description Of Part	Item	Part No.	Qty.	Description Of Part
	8096-5013	1	WIPER/WASHER INSTALLATION COMPONENTS, (includes all items on pages 8096-5013 (1) & 8096-5013 (2))	14	8830-1070	2	ROUND HD MACHINE SCREW, #8-32X1/2
1	7734-3046	1	WIPER MOTOR, (2-speed)	15	8855-1006	2	LOCKWASHER, #8
2	8850-1612	1	HEX NUT, #10-24	16	8856-1104	2	FLAT WASHER, #8
*3	8096-3311	1	WIPER ARM	17		1	WIRE, 14 GA., RED
*4	8096-3312	1	WIPER BLADE, 15"	18		1	WIRE, 14 GA., GREEN
5	8096-3093	1	WINDOW HARNESS	19	8096-3085	1	PIN HOUSING
6	8096-3094	1	CAB HARNESS	20	8096-3088	4	CONTACT PIN
7		1	WIRE, 16 GA., RED	21	9106-3040	1	CLAMP SET
8	8096-1122	1	WIRING COVER	22	9106-3039	1	COVER PLATE
9	8096-3101	1	WIND SHIELD WIPER SWITCH	23	8820-1006	2	HEX HD CAPSCREW, 1/4-20X1-1/4, GR5
10	8830-1093	1	ROUND HD MACHINE SCREW, #10-24X3/4	24		1	WIRE, 14 GA., WHITE
11	8855-1007	1	LOCKWASHER, #10	25	8698-3102	7	FEMALE SPADE
12	8856-1105	2	FLAT WASHER, #10	26	8096-3087	3	CONTACT SOCKET
13	9103-3380	3	GROMMET				NOTE: ONLY ITEMS WITH PART NUMBERS ARE AVAILABLE FOR SERVICE.

* - Changed part number on items 3 & 4.

SEE ALSO 8096-5013 (1), NEXT PAGE



Item	Part No.	Qty.	Description Of Part
	8096-5013	1	WIPER/WASHER INSTALLATION COMPONENTS, (includes all items on pages 8096-5013(1) & 8096-5013(2))
1	8368-3103	1	WASHER NOZZLE KIT
2	8096-3097	1	WIRING DUCT
3	8368-3085	1	WASHER BOTTLE ASSY
4		136"	NYLON HOSE
5	8096-3080	1	WIRING DUCT
6	8594-1016	1	SUPPORT CLAMP
7	8820-1020	1	HEX HD CAPSCREW, 5/16-18X1, GR5
8	8505-1317	1	FLAT WASHER, 1/4
9	8855-1010	1	LOCKWASHER, 5/16

SEE ALSO 8096-5013 (2), PREVIOUS PAGE